Back Door Opener <w/ Entry & Start System , Before May 2015 Production> , Engine Immobiliser System <w/ Entry & Start System , Before May 2015 Production> , Entry & Start System <Before May 2015 Production> , Starting <w/ Entry & Start System , Before May 2015 Production> , Steering Lock <w/ Entry & Start System , Before May 2015 Production> , Wireless Door Lock Control <w/ Entry & Start System , Before May 2015 Production>

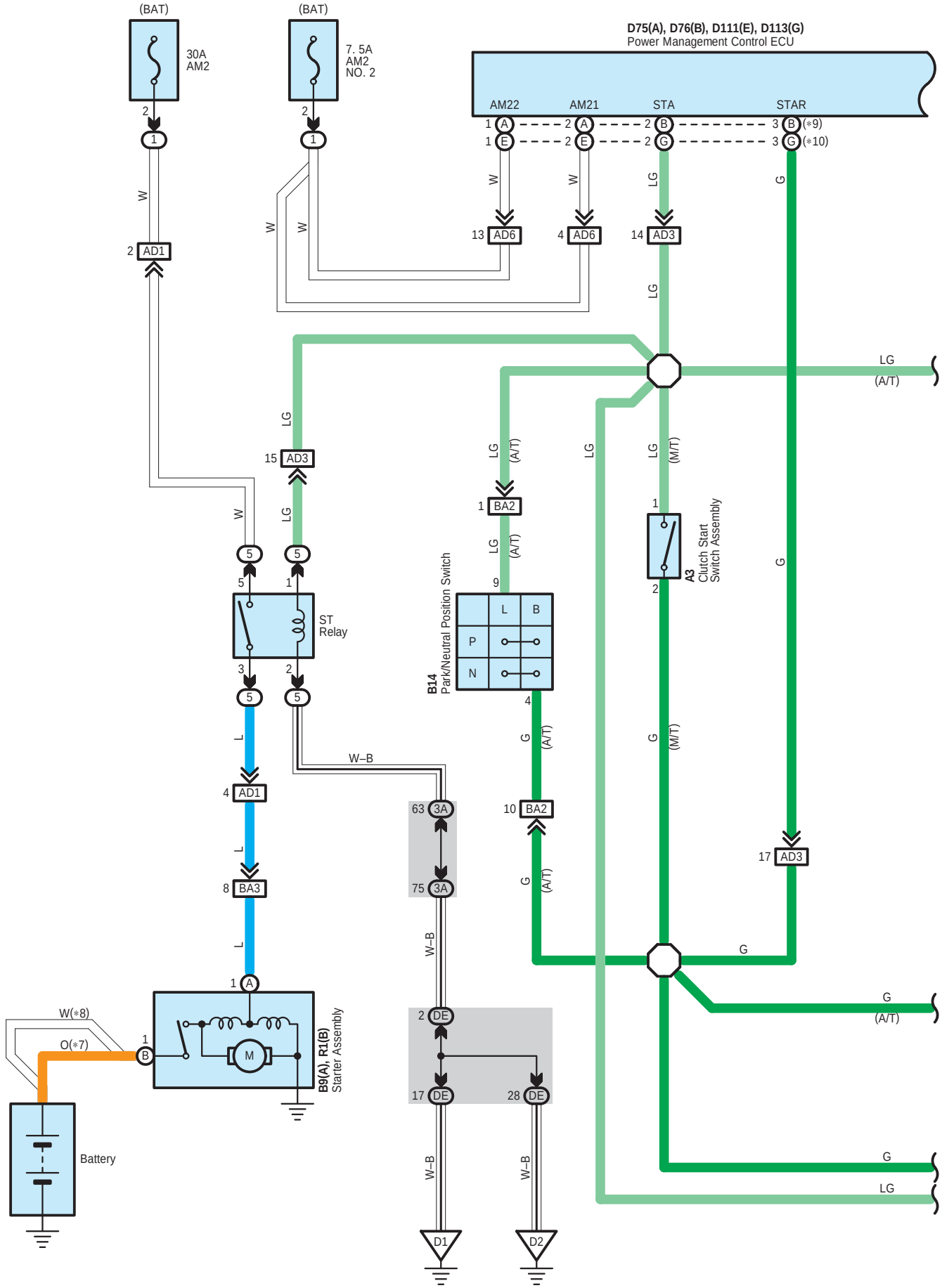

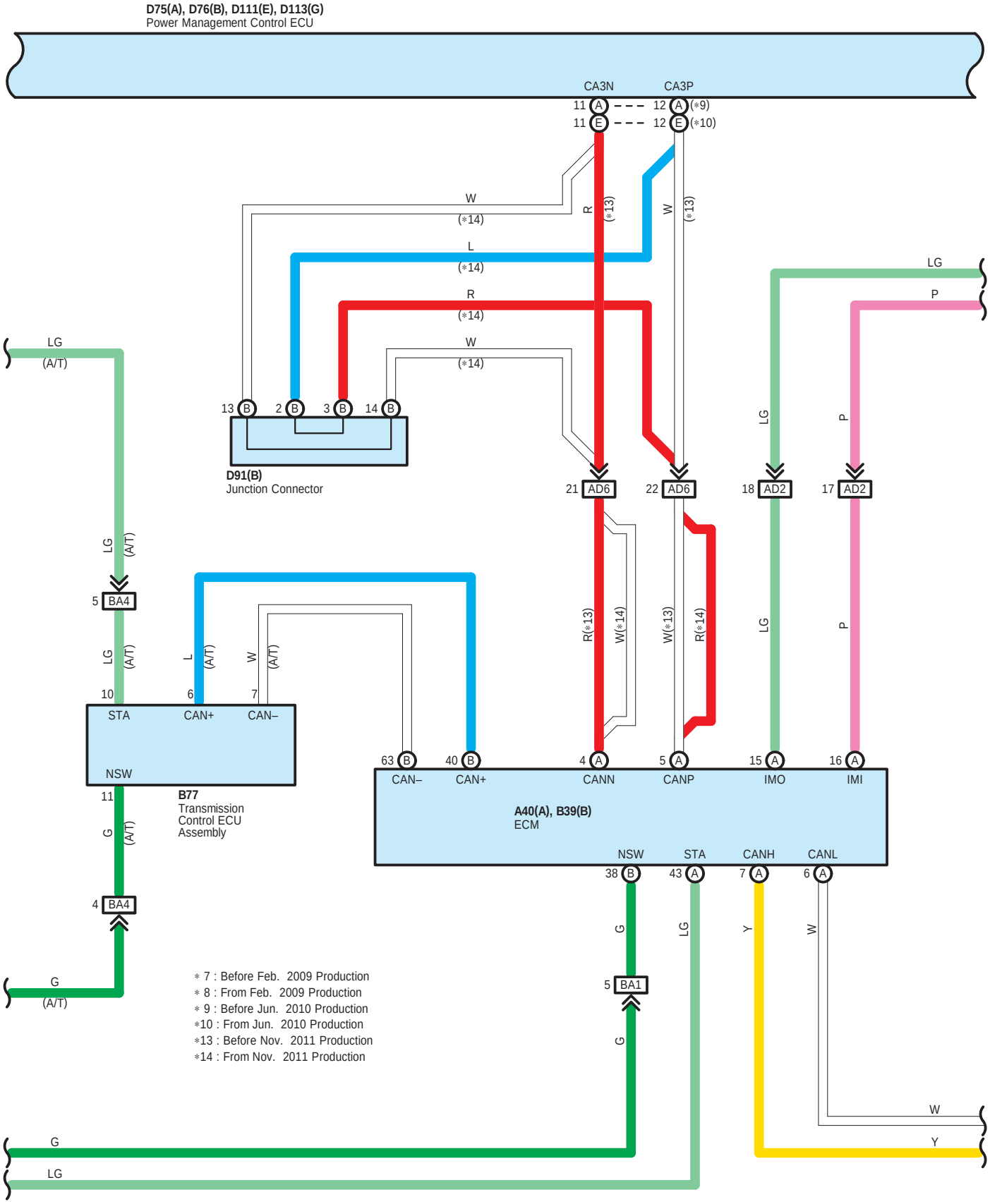
D75(A), D76(B), D111(E), D113(G)
Power Management Control ECU
CA3N
CA3P
11 A
12 A (*9)
11 E
12 E (*10)
W
(*14)
R
(*13)
W
(*13)
L
(*14)
R
(*14)
W
(*14)
LG
P
LG
(A/T)
13 B
2 B
3 B
14 B
D91(B)
Junction Connector
21 AD6
22 AD6
18 AD2
17 AD2
LG
(A/T)
5 BA4
LG
(A/T)
L
(A/T)
W
(A/T)
R(*13)
W(*14)
W(*13)
R(*14)
LG
P
10
STA
6
CAN+
7
CAN–
NSW
11
B77
Transmission
Control ECU
Assembly
G
(A/T)
4 BA4
G
(A/T)
63 B
40 B
4 A
5 A
15 A
16 A
CAN–
CAN+
CANN
CANP
IMO
IMI
A40(A), B39(B)
ECM
NSW
STA
CANH
CANL
38 B
43 A
7 A
6 A
G
LG
Y
W
5 BA1
G
W
Y
G
LG
* 7 : Before Feb. 2009 Production
* 8 : From Feb. 2009 Production
* 9 : Before Jun. 2010 Production
*10 : From Jun. 2010 Production
*13 : Before Nov. 2011 Production
*14 : From Nov. 2011 Production

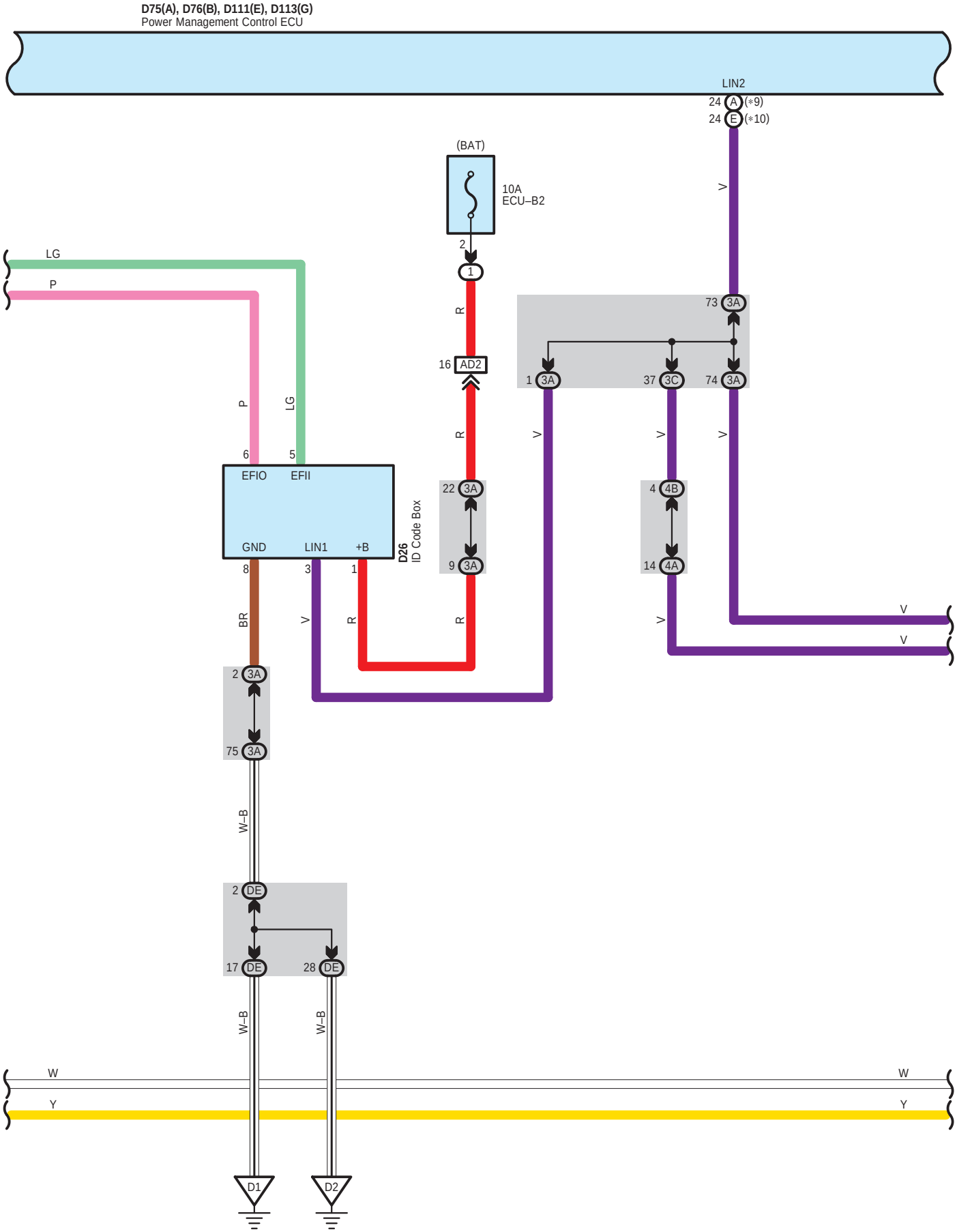
D75(A), D76(B), D111(E), D113(G)
Power Management Control ECU
LIN2
24 A (*9)
24 E (*10)
(BAT)
10A
ECU–B2
2
1
R
16 AD2
R
22 3A
9 3A
LG
P
P
LG
6
5
EFIO
EFII
GND
LIN1
+B
D26
ID Code Box
8
3
1
BR
V
R
R
V
73 3A
1 3A
37 3C
74 3A
V
V
V
4 4B
14 4A
V
V
V
2 3A
75 3A
W–B
2 DE
17 DE
28 DE
W–B
W–B
W
Y
W
Y
D1
D2

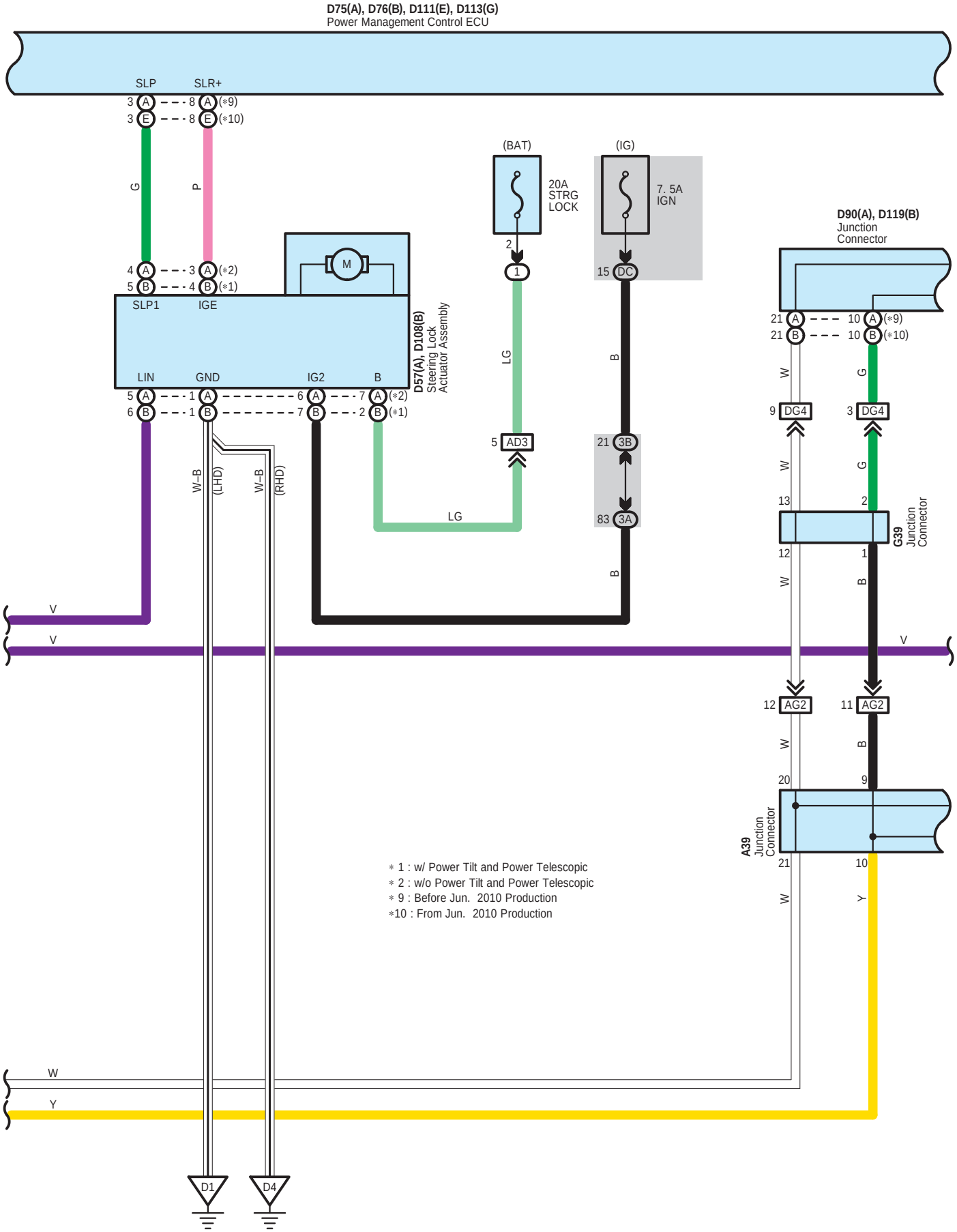
D75(A), D76(B), D111(E), D113(G)
Power Management Control ECU
SLP
SLR+
3 A
3 E
8 A (*9)
8 E (*10)
G
P
4 A
5 B
3 A (*2)
4 B (*1)
SLP1
IGE
M
D57(A), D108(B)
Steering Lock
Actuator Assembly
LIN
GND
IG2
B
5 A
6 B
1 A
1 B
6 A
7 B
7 A (*2)
2 B (*1)
(BAT)
20A
STRG
LOCK
2
1
LG
5 AD3
LG
(IG)
7. 5A
IGN
15 DC
B
21 3B
83 3A
B
W–B
(LHD)
W–B
(RHD)
V
V
V
D90(A), D119(B)
Junction
Connector
21 A
21 B
10 A (*9)
10 B (*10)
W
G
9 DG4
3 DG4
W
G
13
2
G39
Junction
Connector
12
1
W
B
12 AG2
11 AG2
W
B
20
9
A39
Junction
Connector
21
10
W
Y
* 1 : w/ Power Tilt and Power Telescopic
* 2 : w/o Power Tilt and Power Telescopic
* 9 : Before Jun. 2010 Production
*10 : From Jun. 2010 Production
W
Y
D1
D4

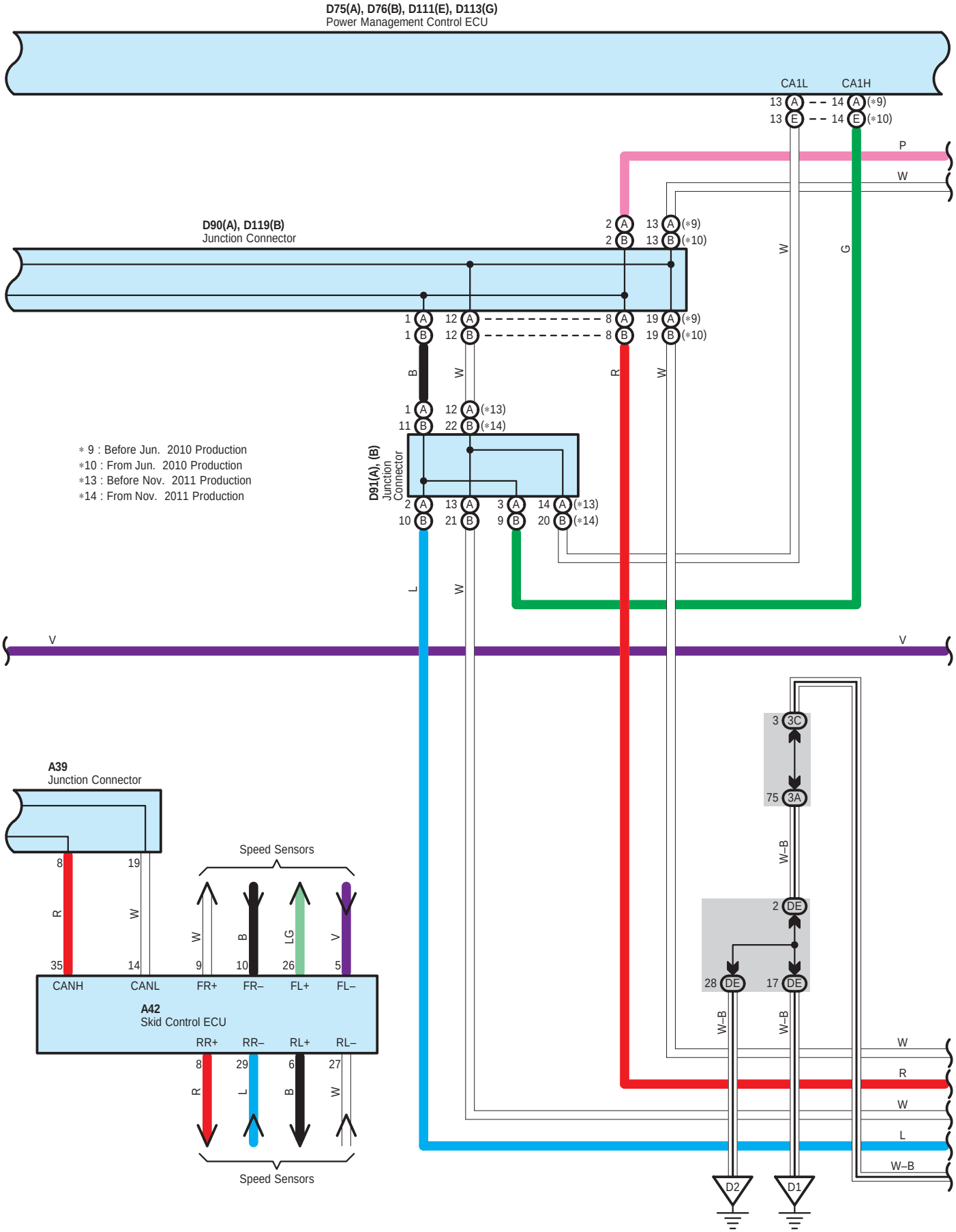
D75(A), D76(B), D111(E), D113(G)
Power Management Control ECU
CA1L
CA1H
13 A
14 A (*9)
13 E
14 E (*10)
P
W
D90(A), D119(B)
Junction Connector
2 A
13 A (*9)
2 B
13 B (*10)
W
G
1 A
12 A
8 A
19 A (*9)
1 B
12 B
8 B
19 B (*10)
B
W
R
W
1 A
12 A (*13)
11 B
22 B (*14)
D91(A), (B)
Junction Connector
2 A
13 A
3 A
14 A (*13)
10 B
21 B
9 B
20 B (*14)
L
W
* 9 : Before Jun. 2010 Production
*10 : From Jun. 2010 Production
*13 : Before Nov. 2011 Production
*14 : From Nov. 2011 Production
V
V
3 3C
75 3A
W–B
2 DE
28 DE
17 DE
W–B
W–B
A39
Junction Connector
8
19
R
W
35
14
CANH
CANL
Speed Sensors
W
B
LG
V
9
10
26
5
FR+
FR–
FL+
FL–
A42
Skid Control ECU
RR+
RR–
RL+
RL–
8
29
6
27
R
L
B
W
Speed Sensors
W
R
W
L
W–B
D2
D1

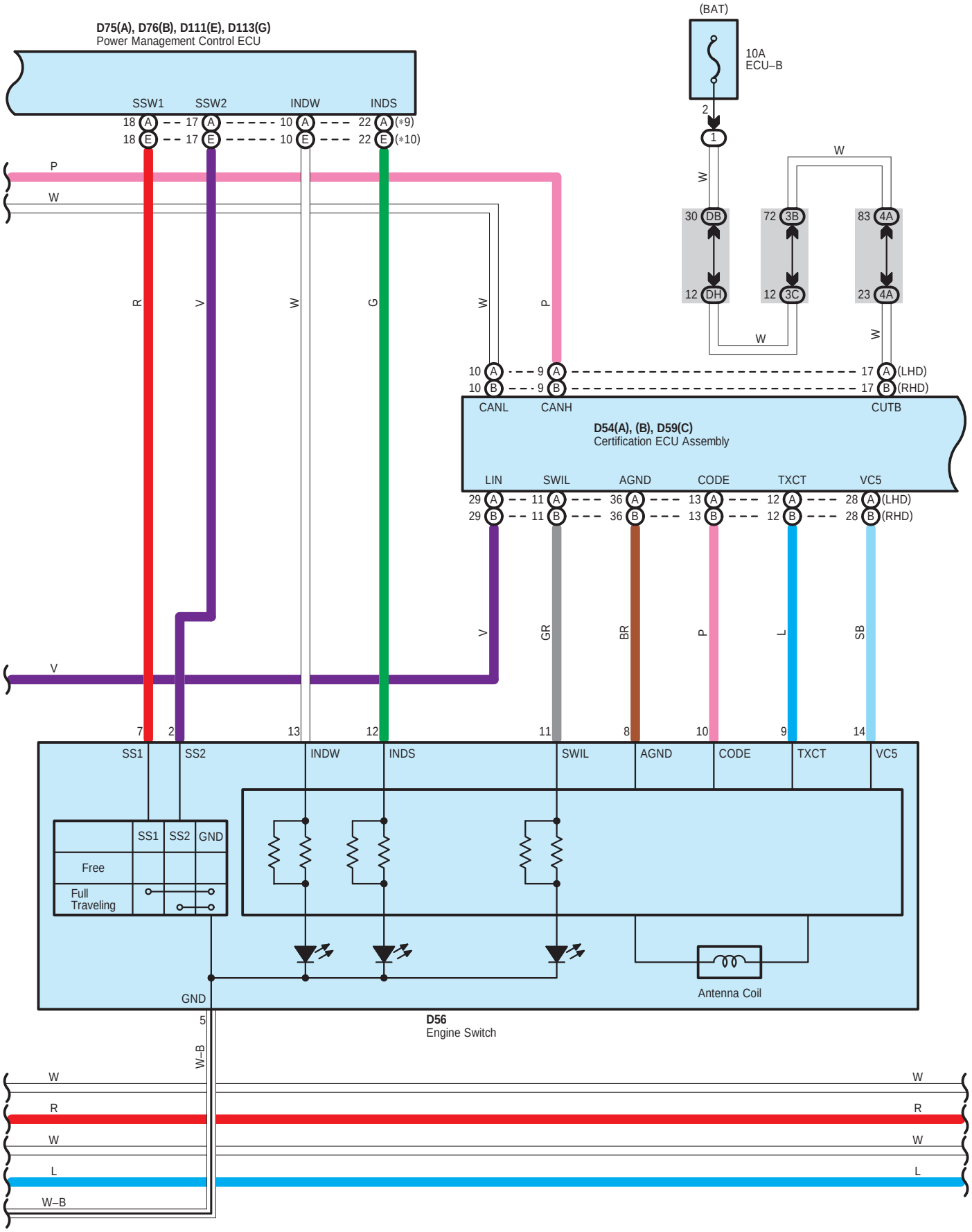
D75(A), D76(B), D111(E), D113(G)
Power Management Control ECU
SSW1
SSW2
INDW
INDS
18 A
17 A
10 A
22 A (*9)
18 E
17 E
10 E
22 E (*10)
(BAT)
10A
ECU–B
2
1
W
30 DB
72 3B
83 4A
12 DH
12 3C
23 4A
P
W
R
V
W
G
W
P
10 A
9 A
17 A (LHD)
10 B
9 B
17 B (RHD)
CANL
CANH
CUTB
D54(A), (B), D59(C)
Certification ECU Assembly
LIN
SWIL
AGND
CODE
TXCT
VC5
29 A
11 A
36 A
13 A
12 A
28 A (LHD)
29 B
11 B
36 B
13 B
12 B
28 B (RHD)
V
GR
BR
P
L
SB
V
7
2
13
12
11
8
10
9
14
SS1
SS2
INDW
INDS
SWIL
AGND
CODE
TXCT
VC5
SS1
SS2
GND
Free
Full Traveling
Antenna Coil
GND
5
W–B
D56
Engine Switch
W
R
W
L
W–B
W
R
W
L

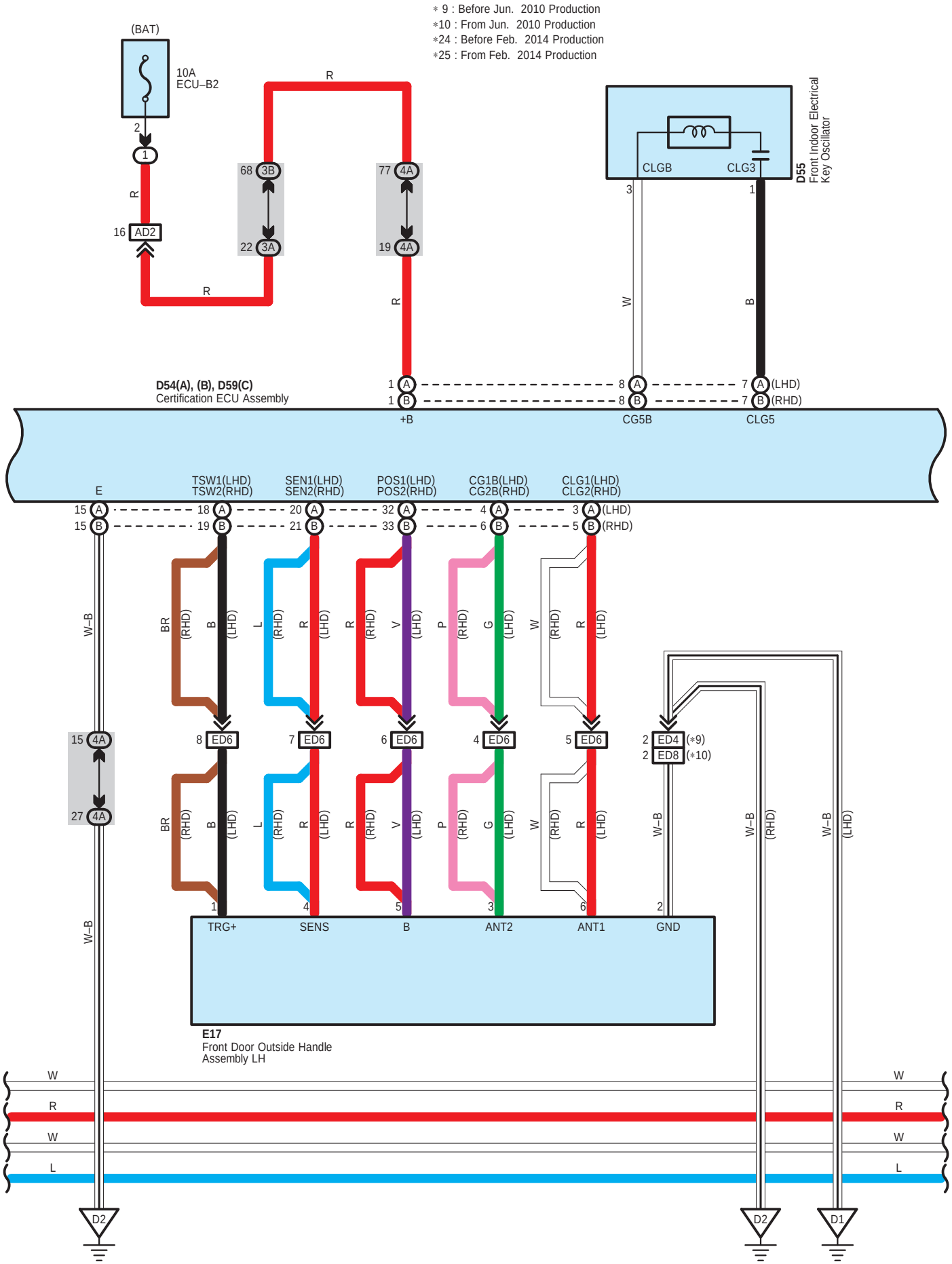
∗ 9 : Before Jun. 2010 Production
∗10 : From Jun. 2010 Production
∗24 : Before Feb. 2014 Production
∗25 : From Feb. 2014 Production
(BAT)
10A
ECU–B2
D55
Front Indoor Electrical Key Oscillator
CLGB
CLG3
D54(A), (B), D59(C)
Certification ECU Assembly
+B
CG5B
CLG5
TSW1(LHD)
TSW2(RHD)
SEN1(LHD)
SEN2(RHD)
POS1(LHD)
POS2(RHD)
CG1B(LHD)
CG2B(RHD)
CLG1(LHD)
CLG2(RHD)
E17
Front Door Outside Handle Assembly LH
TRG+
SENS
B
ANT2
ANT1
GND
D2
D1

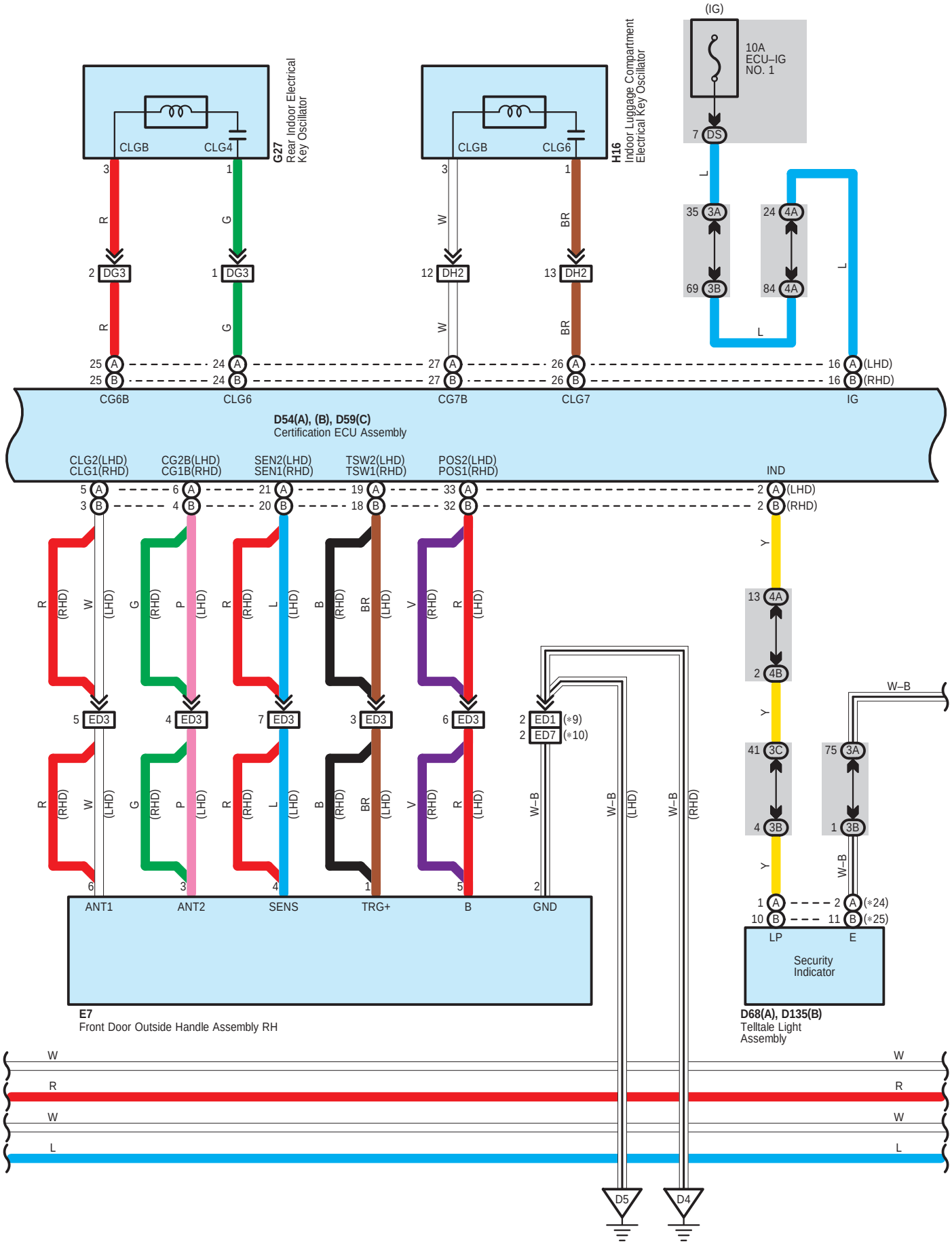
G27
Rear Indoor Electrical Key Oscillator
CLGB
CLG4
H16
Indoor Luggage Compartment Electrical Key Oscillator
CLGB
CLG6
(IG)
10A
ECU–IG
NO. 1
7 DS
35 3A
69 3B
24 4A
84 4A
2 DG3
1 DG3
12 DH2
13 DH2
25 A
25 B
24 A
24 B
27 A
27 B
26 A
26 B
16 A (LHD)
16 B (RHD)
CG6B
CLG6
CG7B
CLG7
IG
D54(A), (B), D59(C)
Certification ECU Assembly
CLG2(LHD)
CLG1(RHD)
CG2B(LHD)
CG1B(RHD)
SEN2(LHD)
SEN1(RHD)
TSW2(LHD)
TSW1(RHD)
POS2(LHD)
POS1(RHD)
IND
5 A
3 B
6 A
4 B
21 A
20 B
19 A
18 B
33 A
32 B
2 A (LHD)
2 B (RHD)
13 4A
2 4B
41 3C
4 3B
75 3A
1 3B
5 ED3
4 ED3
7 ED3
3 ED3
6 ED3
2 ED1 (*9)
2 ED7 (*10)
W–B
1 A
10 B
2 A (*24)
11 B (*25)
LP
E
Security Indicator
D68(A), D135(B)
Telltale Light Assembly
ANT1
ANT2
SENS
TRG+
B
GND
E7
Front Door Outside Handle Assembly RH
D5
D4

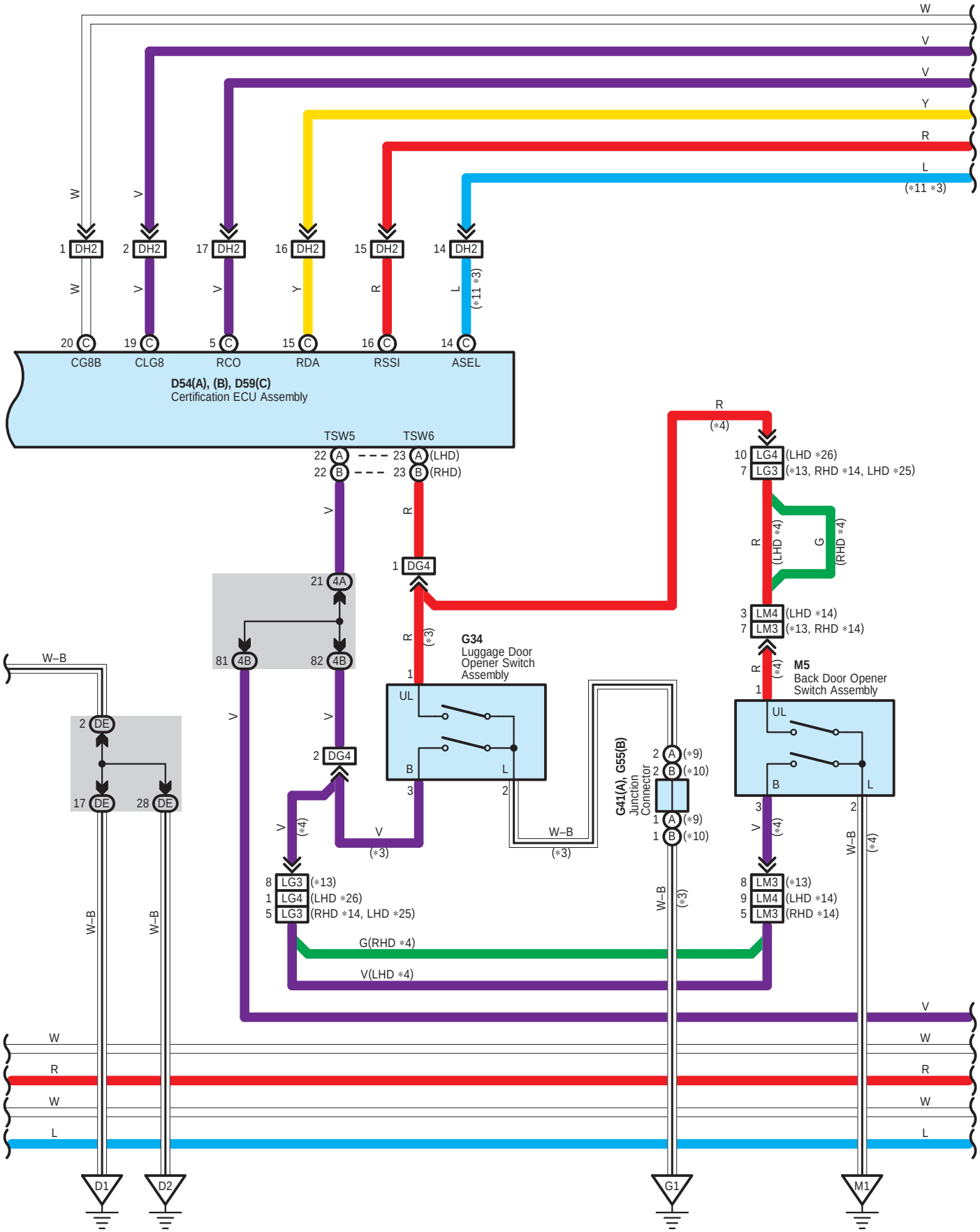
W
V
V
Y
R
L
(*11 *3)
1 DH2
2 DH2
17 DH2
16 DH2
15 DH2
14 DH2
(*11 *3)
20 C
19 C
5 C
15 C
16 C
14 C
CG8B
CLG8
RCO
RDA
RSSI
ASEL
D54(A), (B), D59(C)
Certification ECU Assembly
TSW5
TSW6
22 A
22 B
23 A (LHD)
23 B (RHD)
R
(*4)
10 LG4 (LHD *26)
7 LG3 (*13, RHD *14, LHD *25)
(LHD *4)
(RHD *4)
1 DG4
21 4A
81 4B
82 4B
3 LM4 (LHD *14)
7 LM3 (*13, RHD *14)
G34
Luggage Door
Opener Switch
Assembly
M5
Back Door Opener
Switch Assembly
UL
B
L
W–B
2 DE
17 DE
28 DE
2 DG4
G41(A), G55(B)
Junction
Connector
2 A (*9)
2 B (*10)
1 A (*9)
1 B (*10)
(*3)
(*4)
8 LG3 (*13)
1 LG4 (LHD *26)
5 LG3 (RHD *14, LHD *25)
8 LM3 (*13)
9 LM4 (LHD *14)
5 LM3 (RHD *14)
G(RHD *4)
V(LHD *4)
D1
D2
G1
M1

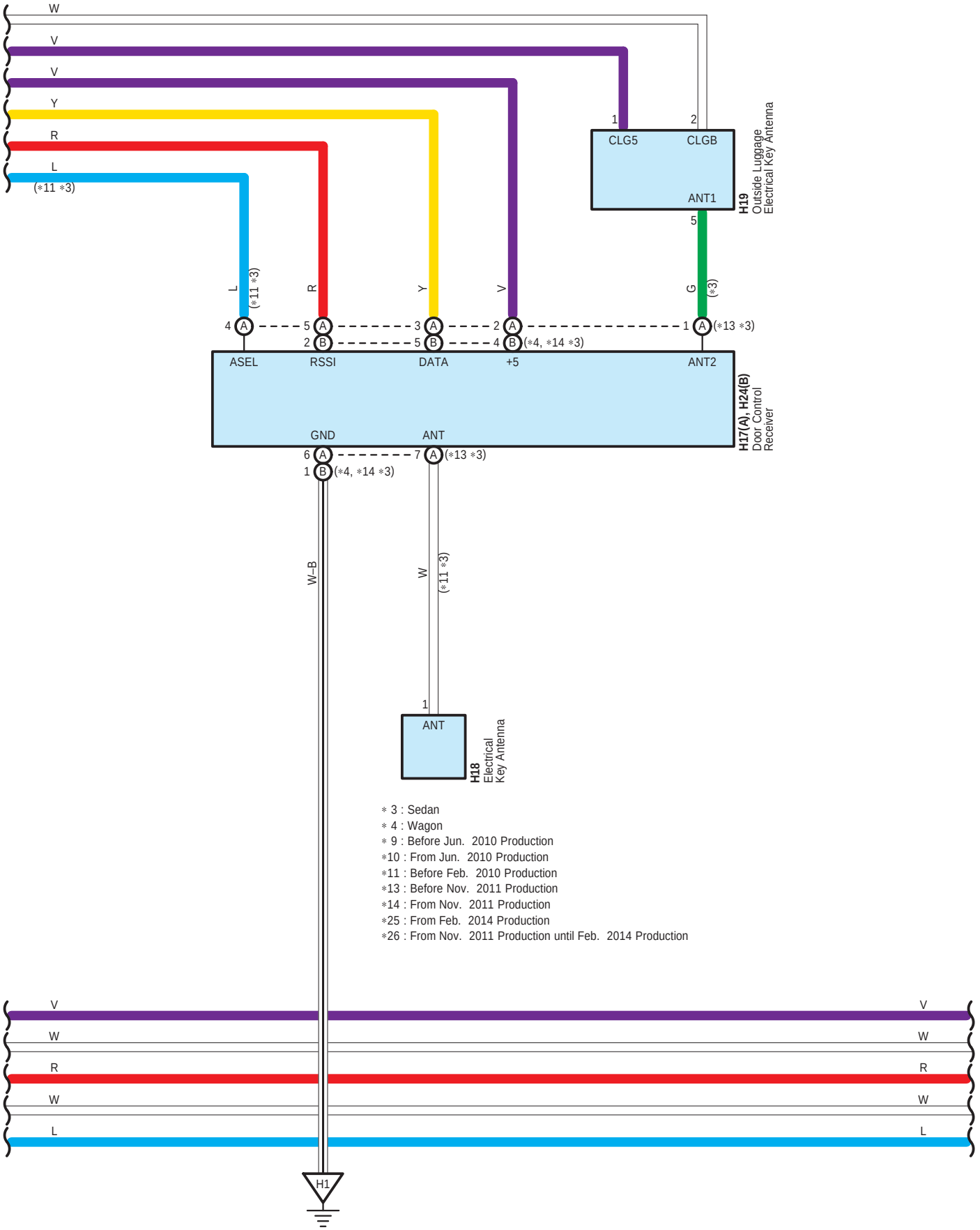
W
V
V
Y
R
L
(∗11 ∗3)
1
2
CLG5
CLGB
ANT1
H19
Outside Luggage
Electrical Key Antenna
5
L
(∗11 ∗3)
R
Y
V
G
(∗3)
4 A
5 A
3 A
2 A
1 A (∗13 ∗3)
2 B
5 B
4 B (∗4, ∗14 ∗3)
ASEL
RSSI
DATA
+5
ANT2
H17(A), H24(B)
Door Control
Receiver
GND
ANT
6 A
7 A (∗13 ∗3)
1 B (∗4, ∗14 ∗3)
W–B
W
(∗11 ∗3)
1
ANT
H18
Electrical
Key Antenna
∗ 3 : Sedan
∗ 4 : Wagon
∗ 9 : Before Jun. 2010 Production
∗10 : From Jun. 2010 Production
∗11 : Before Feb. 2010 Production
∗13 : Before Nov. 2011 Production
∗14 : From Nov. 2011 Production
∗25 : From Feb. 2014 Production
∗26 : From Nov. 2011 Production until Feb. 2014 Production
V
W
R
W
L
V
W
R
W
L
H1

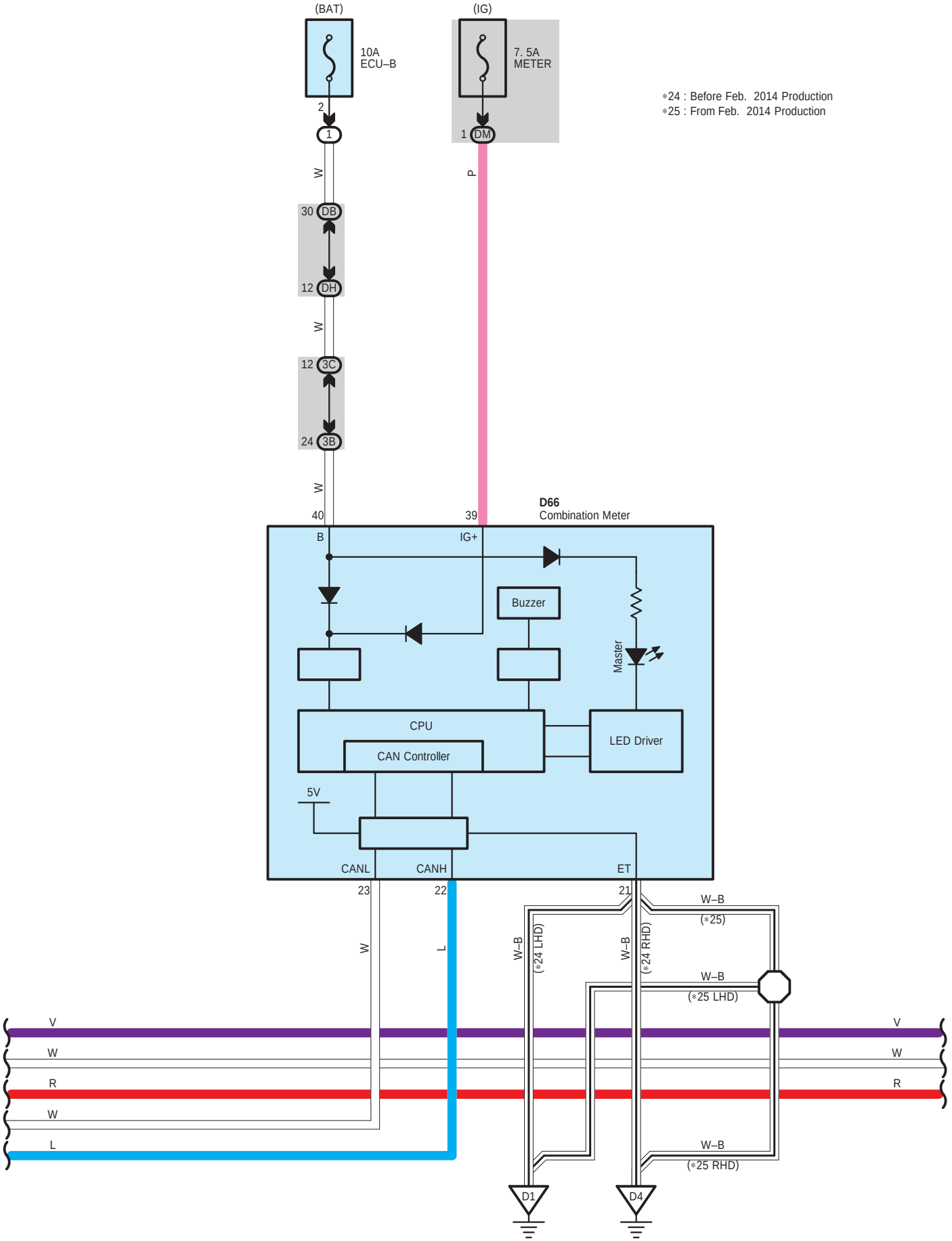
(BAT)
(IG)
10A
ECU–B
7. 5A
METER
∗24 : Before Feb. 2014 Production
∗25 : From Feb. 2014 Production
2
1
1 DM
W
P
30 DB
12 DH
W
12 3C
24 3B
W
40
39
D66
Combination Meter
B
IG+
Buzzer
Master
CPU
CAN Controller
LED Driver
5V
CANL
CANH
ET
23
22
21
W–B
(∗25)
W–B
(∗25 LHD)
W–B
(∗25 RHD)
W
L
W–B
(∗24 LHD)
W–B
(∗24 RHD)
V
W
R
W
L
V
W
R
D1
D4

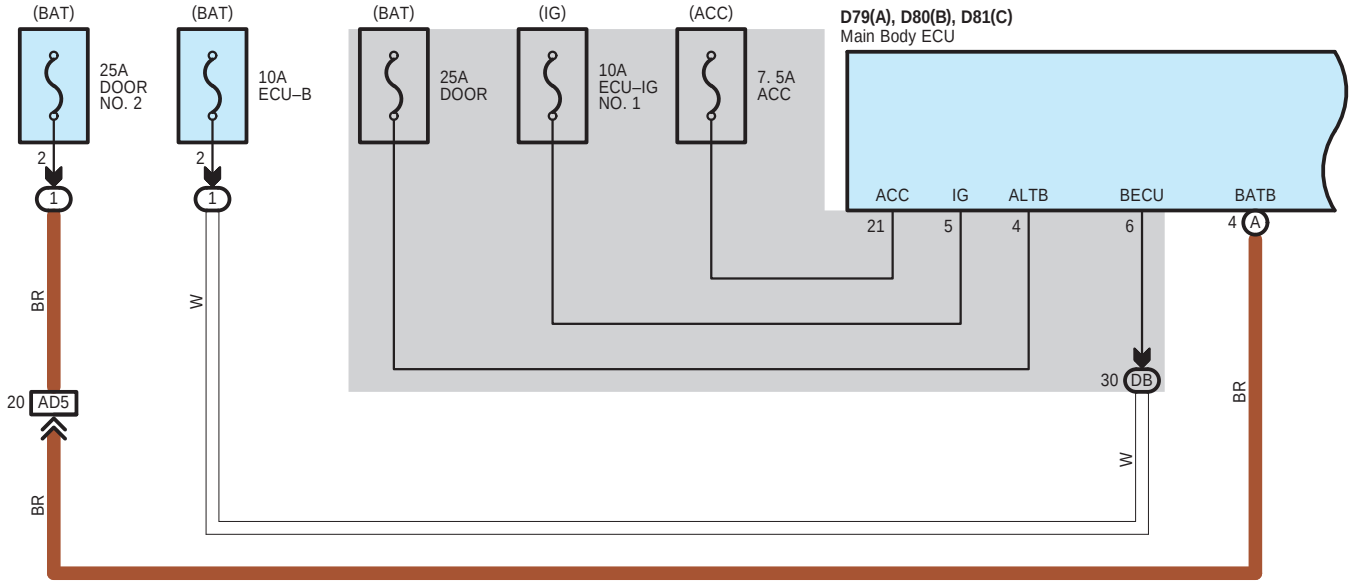
(BAT)
25A
DOOR
NO. 2
2
1
BR
20
AD5
BR
(BAT)
10A
ECU–B
2
1
W
(BAT)
25A
DOOR
(IG)
10A
ECU–IG
NO. 1
(ACC)
7. 5A
ACC
D79(A), D80(B), D81(C)
Main Body ECU
ACC
IG
ALTB
BECU
BATB
21
5
4
6
4
A
30
DB
W
BR

V
V
W
W
R
R

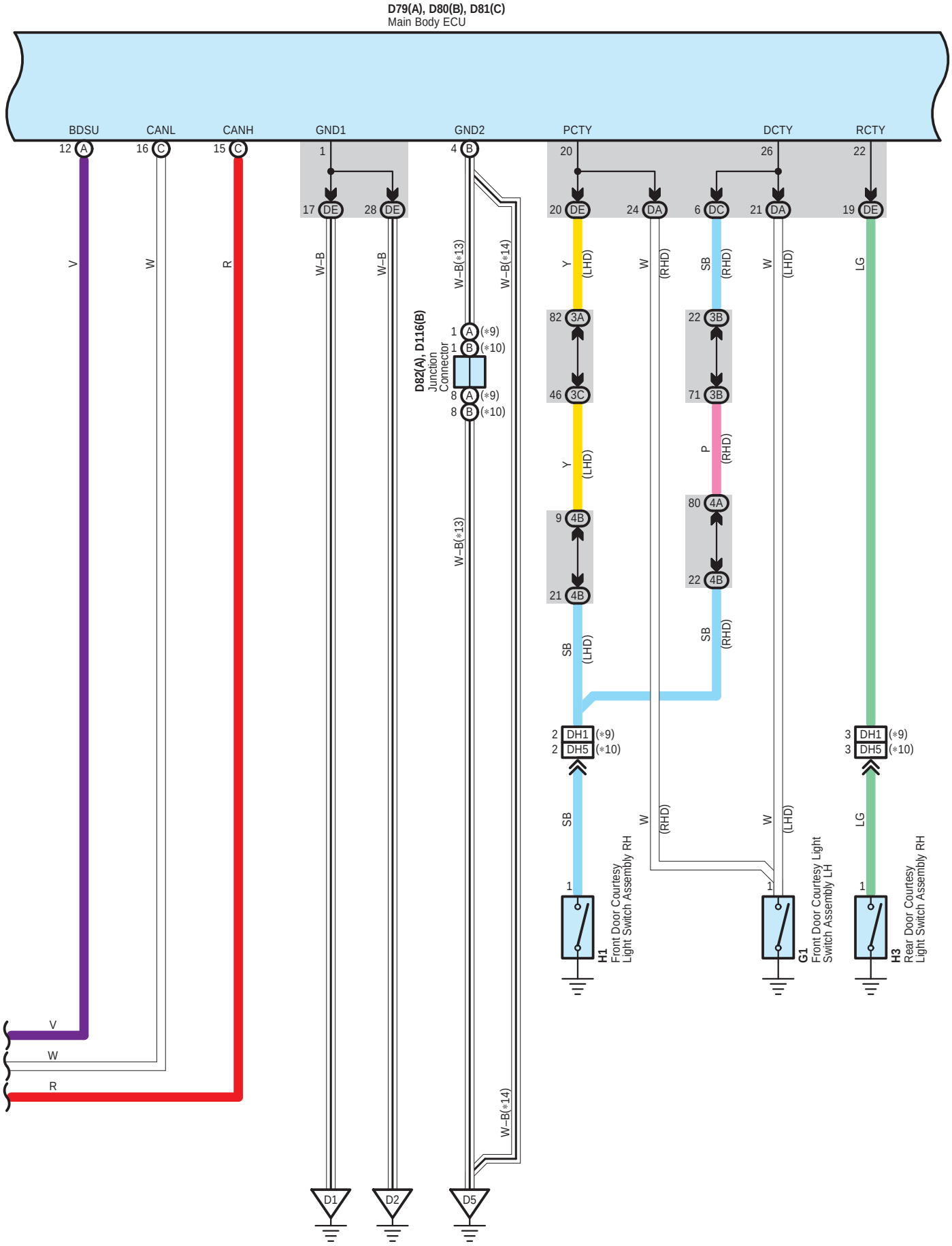
D79(A), D80(B), D81(C)
Main Body ECU
BDSU
CANL
CANH
GND1
GND2
PCTY
DCTY
RCTY
D82(A), D116(B)
Junction Connector
H1
Front Door Courtesy Light Switch Assembly RH
G1
Front Door Courtesy Light Switch Assembly LH
H3
Rear Door Courtesy Light Switch Assembly RH
D1
D2
D5

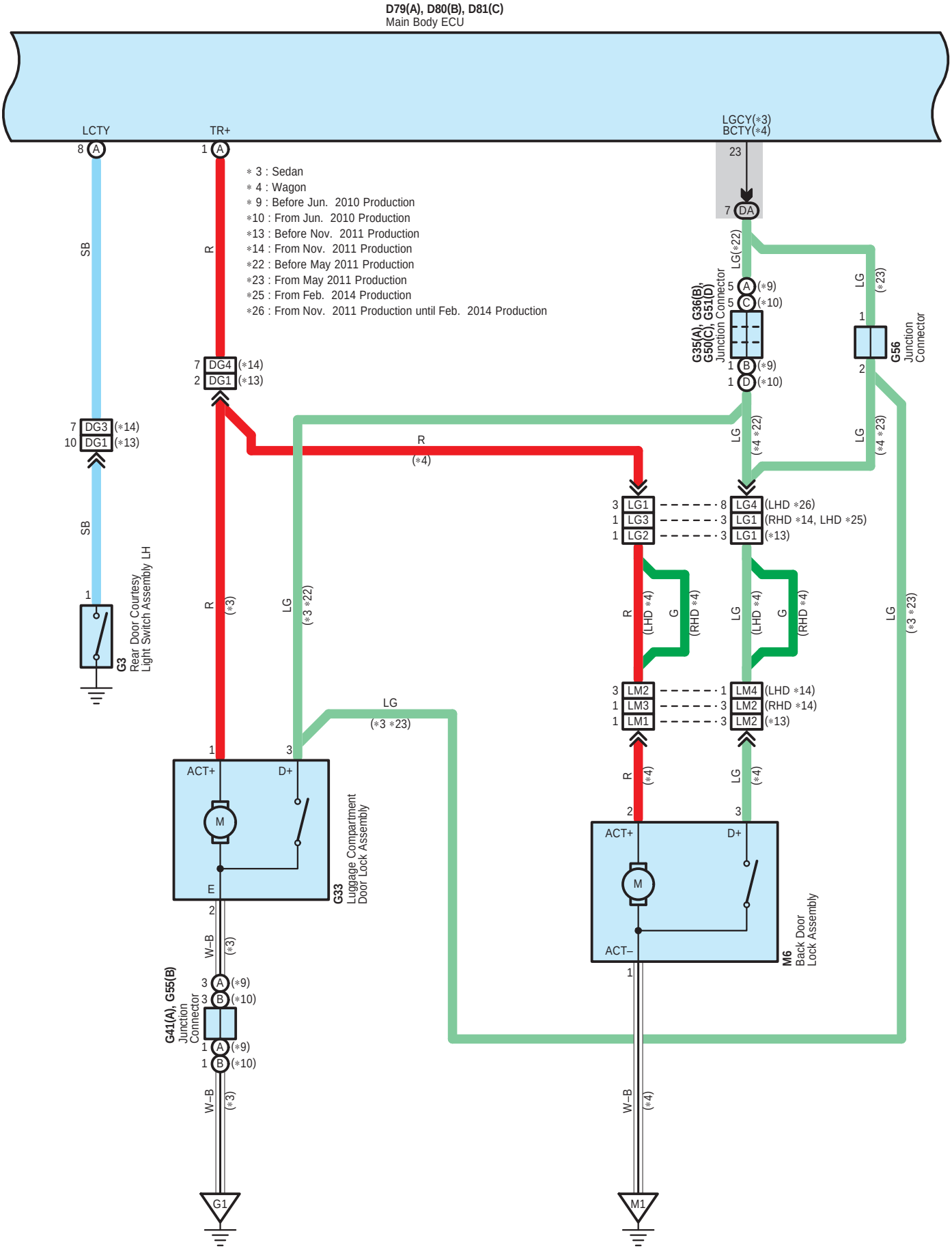
D79(A), D80(B), D81(C)
Main Body ECU
LCTY
TR+
LGCY(*3)
BCTY(*4)
* 3 : Sedan
* 4 : Wagon
* 9 : Before Jun. 2010 Production
*10 : From Jun. 2010 Production
*13 : Before Nov. 2011 Production
*14 : From Nov. 2011 Production
*22 : Before May 2011 Production
*23 : From May 2011 Production
*25 : From Feb. 2014 Production
*26 : From Nov. 2011 Production until Feb. 2014 Production
G35(A), G36(B), G50(C), G51(D) Junction Connector
G56 Junction Connector
G3 Rear Door Courtesy Light Switch Assembly LH
G33 Luggage Compartment Door Lock Assembly
M6 Back Door Lock Assembly
G41(A), G55(B) Junction Connector
ACT+
D+
ACT–
M
G1
M1

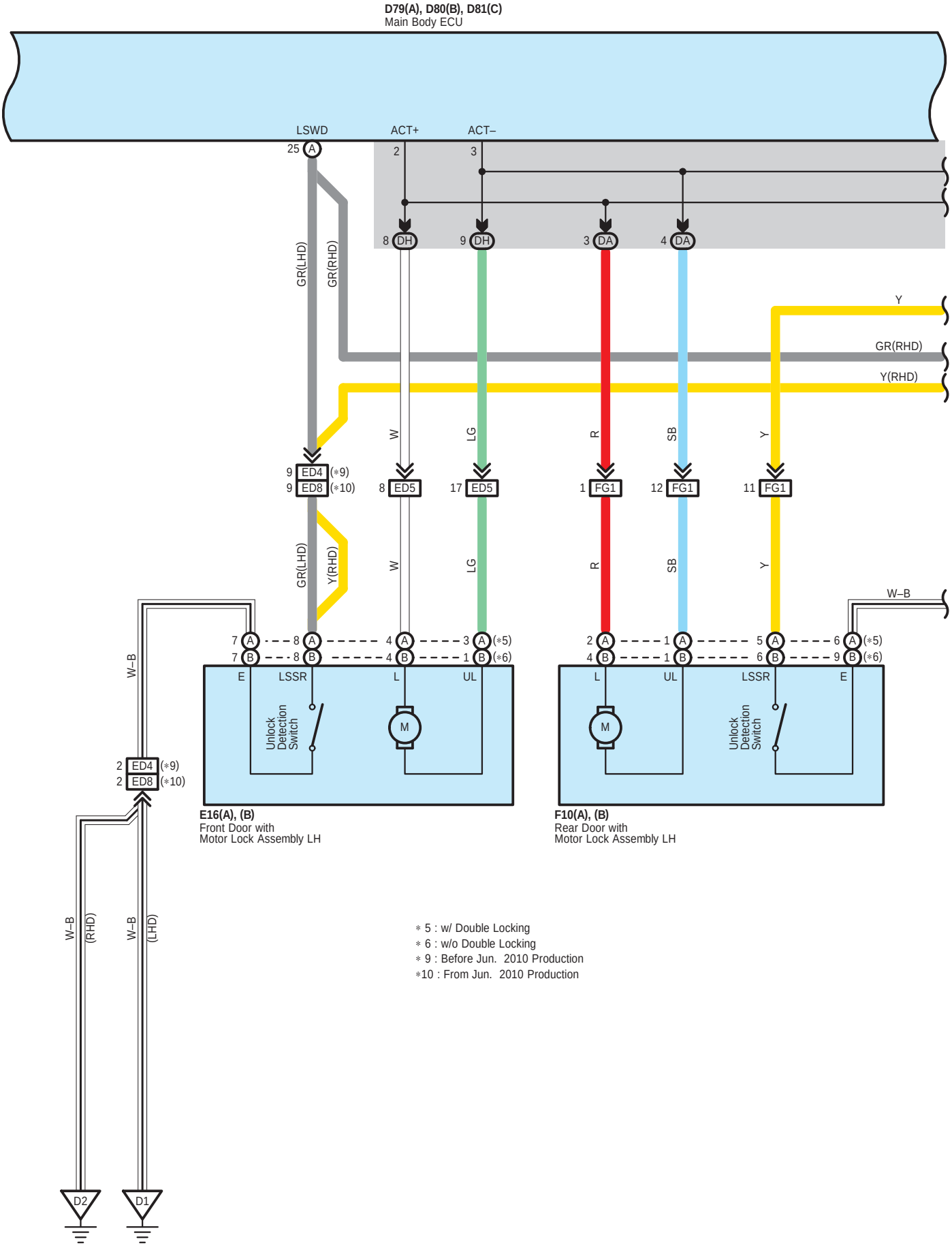
D79(A), D80(B), D81(C)
Main Body ECU
LSWD
ACT+
ACT–
25 A
2
3
8 DH
9 DH
3 DA
4 DA
GR(LHD)
GR(RHD)
Y
GR(RHD)
Y(RHD)
W
LG
R
SB
Y
9 ED4 (*9)
9 ED8 (*10)
8 ED5
17 ED5
1 FG1
12 FG1
11 FG1
GR(LHD)
Y(RHD)
W
LG
R
SB
Y
W–B
7 A
7 B
8 A
8 B
4 A
4 B
3 A (*5)
1 B (*6)
2 A
4 B
1 A
1 B
5 A
6 B
6 A (*5)
9 B (*6)
E
LSSR
L
UL
L
UL
LSSR
E
Unlock Detection Switch
M
M
Unlock Detection Switch
W–B
2 ED4 (*9)
2 ED8 (*10)
E16(A), (B)
Front Door with
Motor Lock Assembly LH
F10(A), (B)
Rear Door with
Motor Lock Assembly LH
W–B (RHD)
W–B (LHD)
D2
D1
* 5 : w/ Double Locking
* 6 : w/o Double Locking
* 9 : Before Jun. 2010 Production
*10 : From Jun. 2010 Production

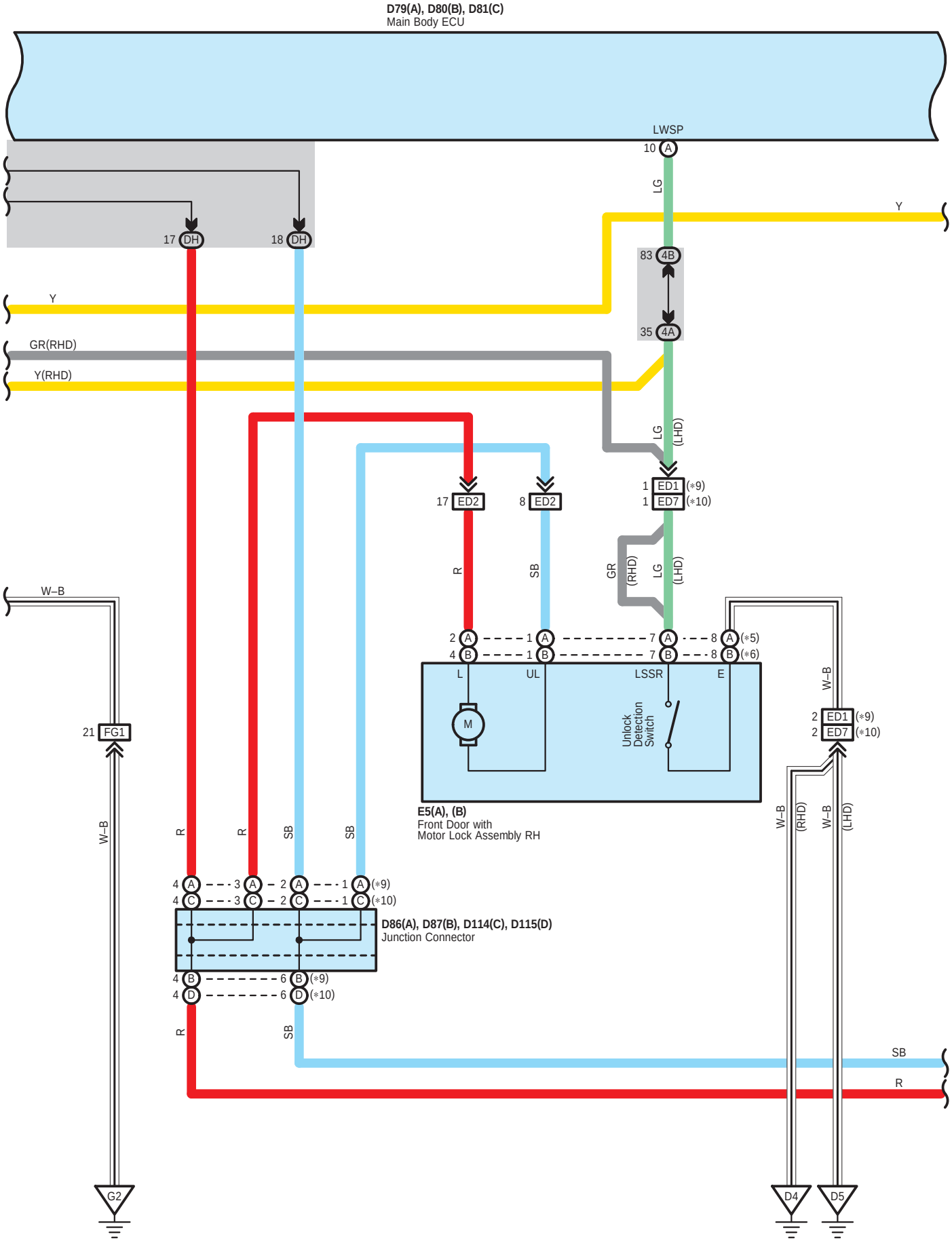
D79(A), D80(B), D81(C)
Main Body ECU
LWSP
10 A
LG
Y
17 DH
18 DH
83 4B
35 4A
Y
GR(RHD)
Y(RHD)
LG
(LHD)
17 ED2
8 ED2
1 ED1 (*9)
1 ED7 (*10)
R
SB
GR
(RHD)
LG
(LHD)
W–B
2 A
4 B
1 A
1 B
7 A
7 B
8 A (*5)
8 B (*6)
L
UL
LSSR
E
M
Unlock Detection Switch
W–B
2 ED1 (*9)
2 ED7 (*10)
21 FG1
W–B
E5(A), (B)
Front Door with
Motor Lock Assembly RH
W–B
(RHD)
W–B
(LHD)
R
R
SB
SB
4 A
4 C
3 A
3 C
2 A
2 C
1 A (*9)
1 C (*10)
D86(A), D87(B), D114(C), D115(D)
Junction Connector
4 B
4 D
6 B (*9)
6 D (*10)
R
SB
SB
R
G2
D4
D5

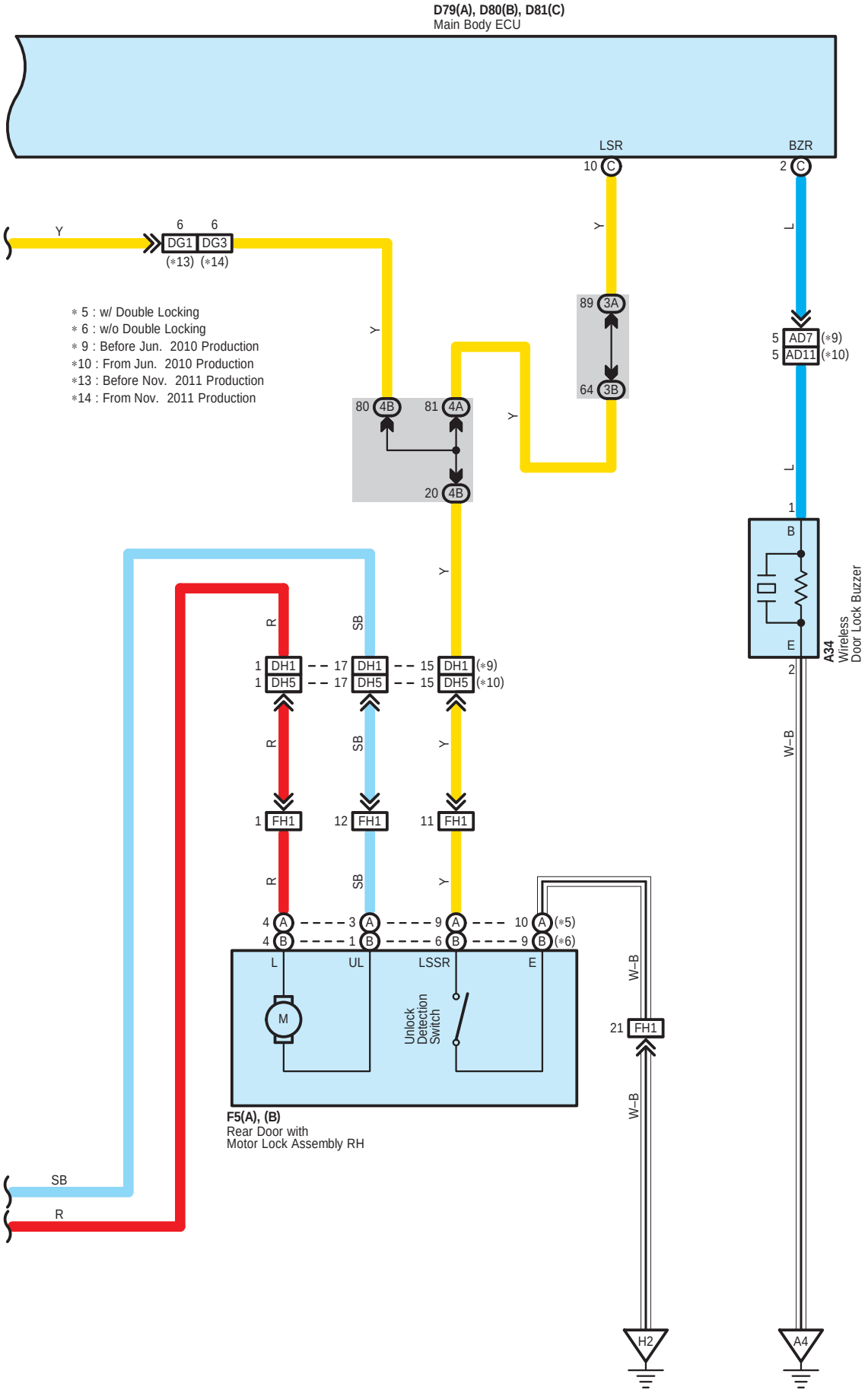
D79(A), D80(B), D81(C)
Main Body ECU
LSR
BZR
10 C
2 C
Y
L
6 6
DG1 DG3
(*13) (*14)
* 5 : w/ Double Locking
* 6 : w/o Double Locking
* 9 : Before Jun. 2010 Production
*10 : From Jun. 2010 Production
*13 : Before Nov. 2011 Production
*14 : From Nov. 2011 Production
89 3A
64 3B
5 AD7 (*9)
5 AD11 (*10)
80 4B
81 4A
20 4B
1
B
E
A34
Wireless
Door Lock Buzzer
2
W–B
R
SB
1 DH1 17 DH1 15 DH1 (*9)
1 DH5 17 DH5 15 DH5 (*10)
1 FH1
12 FH1
11 FH1
4 A 3 A 9 A 10 A (*5)
4 B 1 B 6 B 9 B (*6)
L
UL
LSSR
E
M
Unlock
Detection
Switch
21 FH1
F5(A), (B)
Rear Door with
Motor Lock Assembly RH
H2
A4

A 3
Black

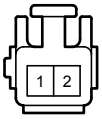

A 34
Gray



A 39
White

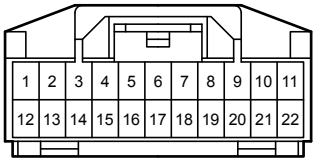

A 40
Black

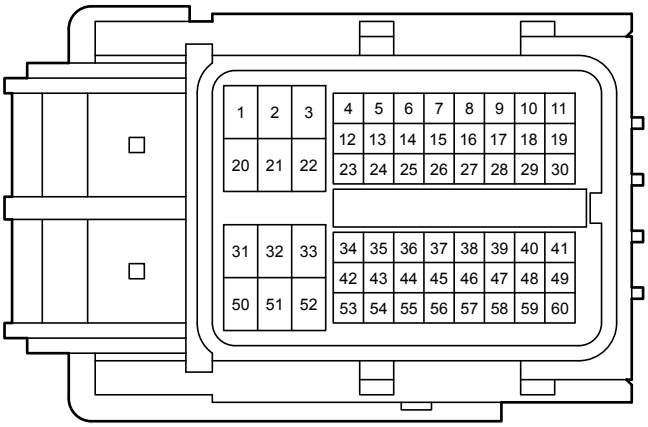

A 42
Black

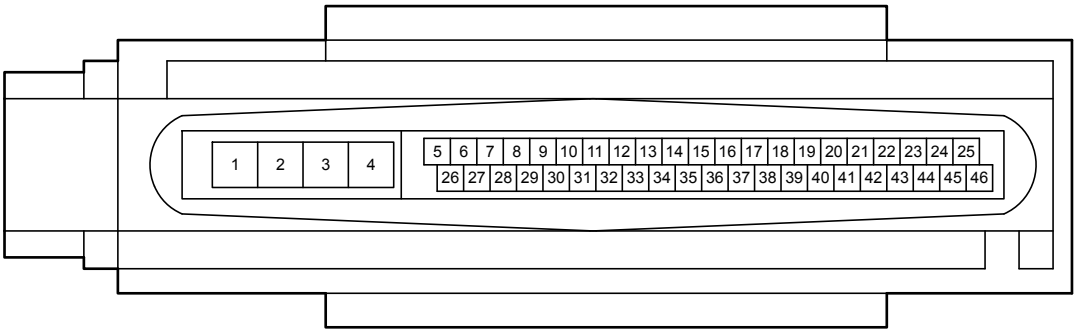

B 9
Black

B 14
Gray

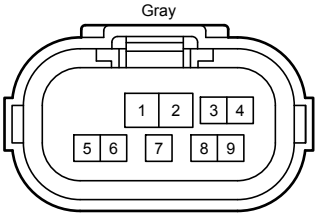

B 39

Black

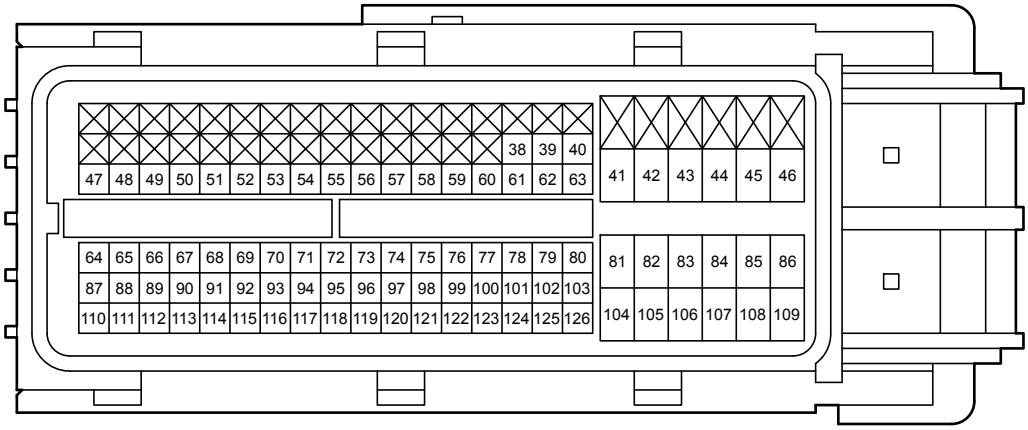

B 77

Gray

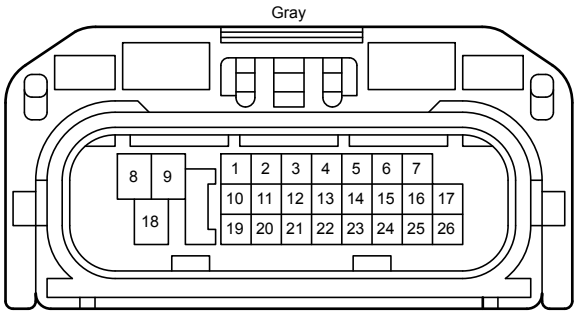

D 26

White

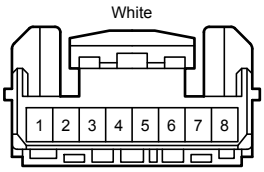

D 54

White

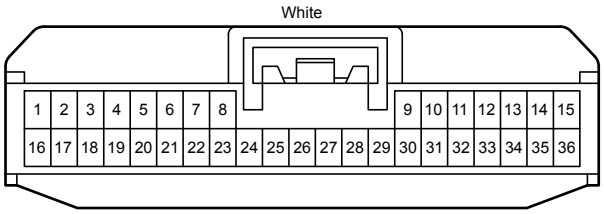

D 55

White

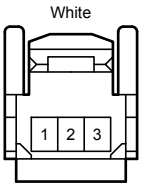

D 56

Black

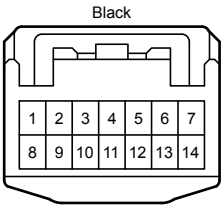

D 57

Black

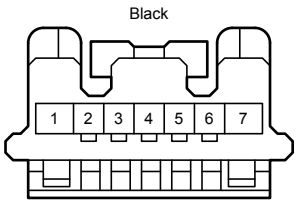

D 59

White

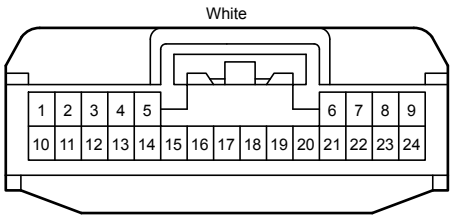

D 66

Black

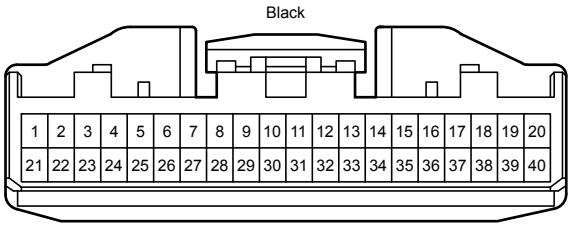

D 68

Black

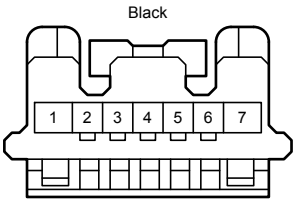

D 75
White

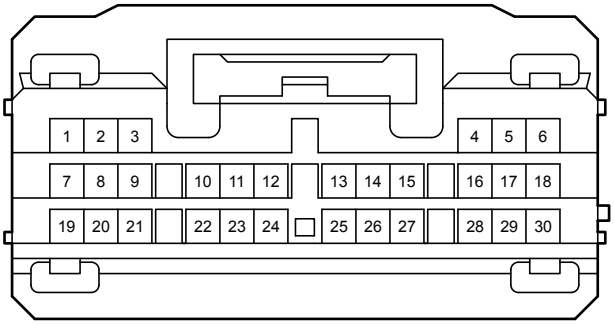

D 76
White

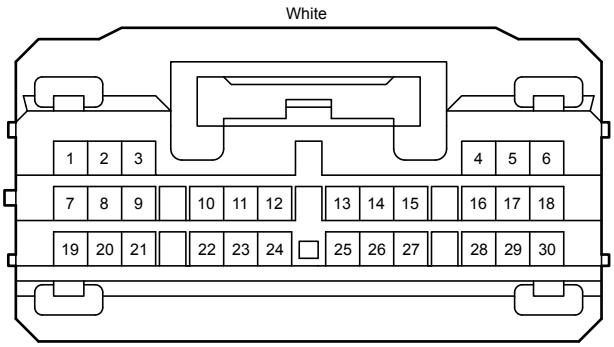

D 79
White

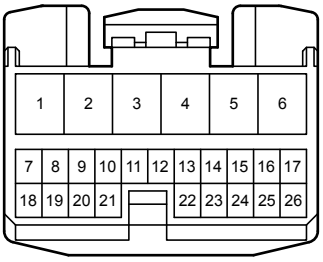

D 80
White

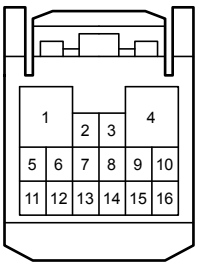

D 81
White

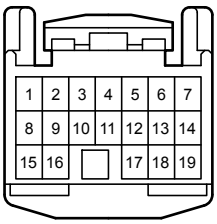

D 82
Black

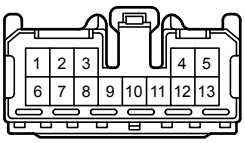

D 86
Black

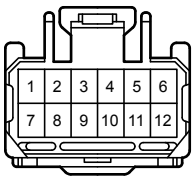

D 87
Black



D 90
Gray

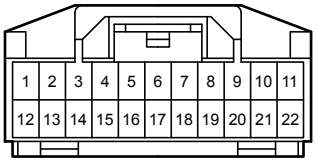

D 91
White

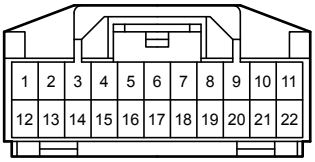

D108
Gray

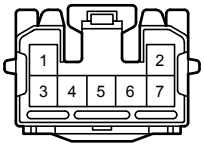

D111
Gray

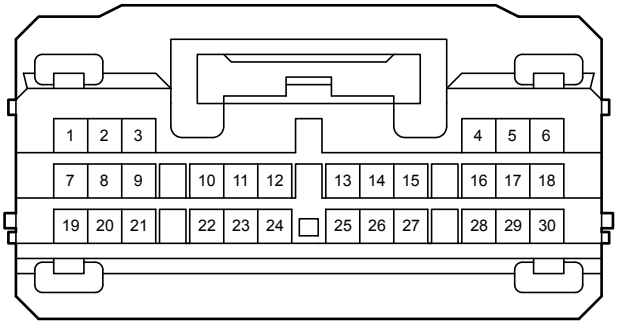

D113
Gray

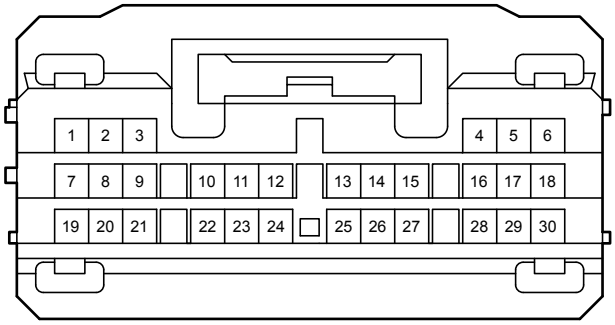

D114
White



D115
White



D116
White

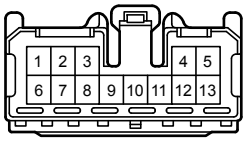

D119
White

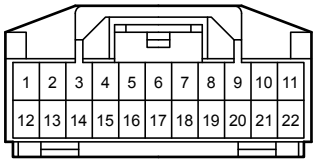

D135
Black

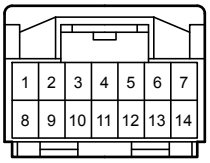

E 5
White

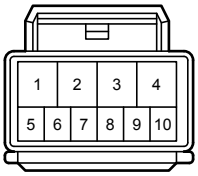

E 7
Gray

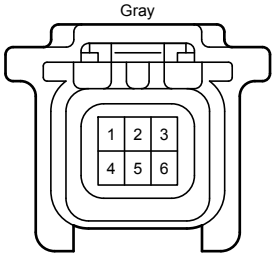

E 16
White

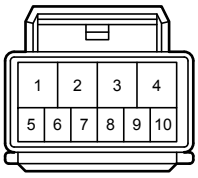

E 17
Gray

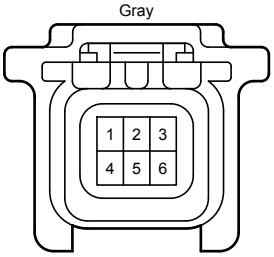

F 5
White

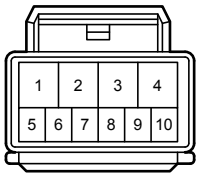

F 10
White

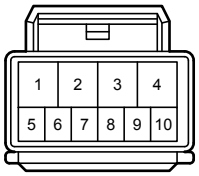

G 1
White

G 3
White

G 27
White

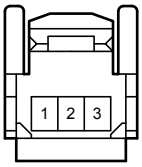

G 33
Black



G 34
White

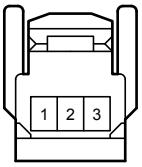

G 35
Black



G 36
Black



G 39
White

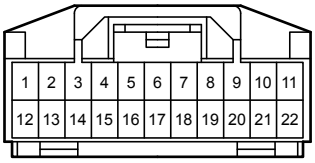

G 41
Blue

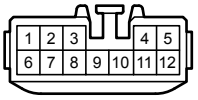

G 50
White



G 51
White



G 55
White

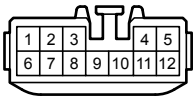

G 56
White

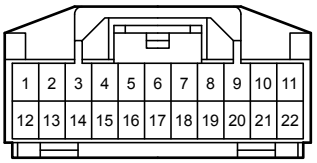

H 1
White

H 3
White

H 16
White

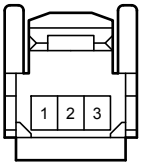

H 17
White

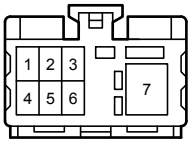

H 18
Gray

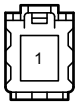

H 19
White

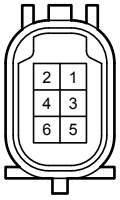

H 24
Blue

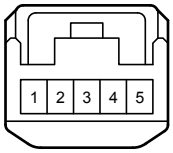

M 5
White

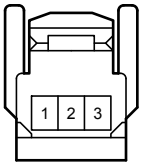

M 6
Black

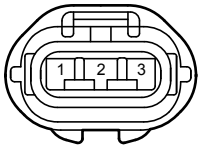

R 1

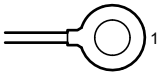

3A
White

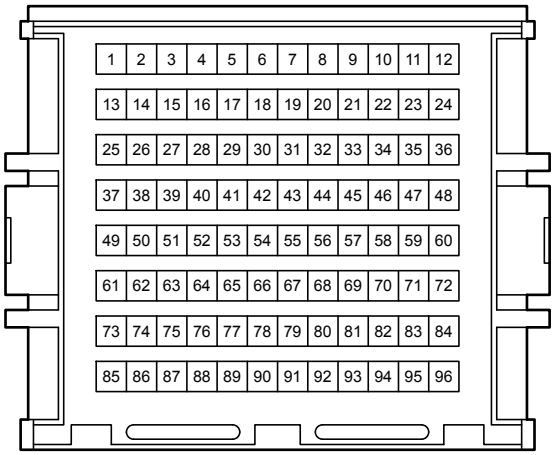

3B
White

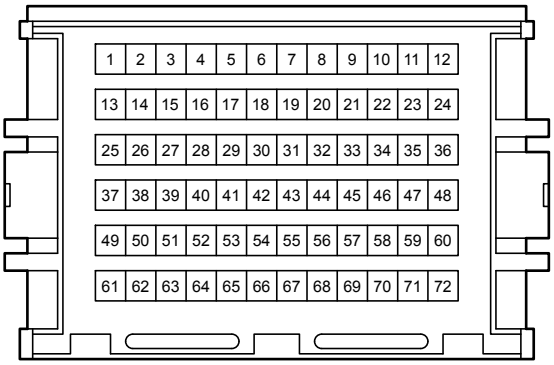

3C
White

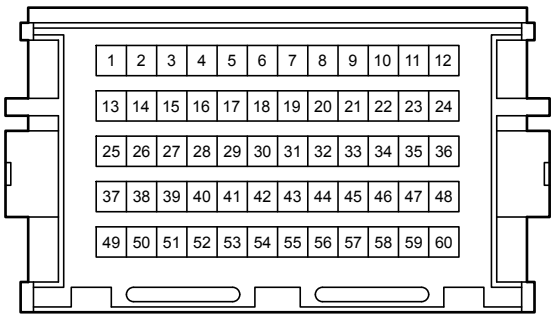

4A
White

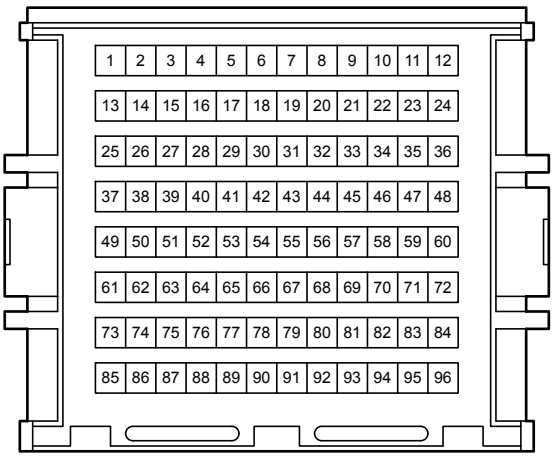

4B
White

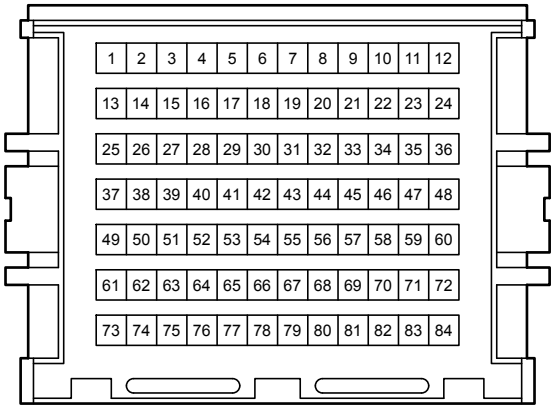

DA
White

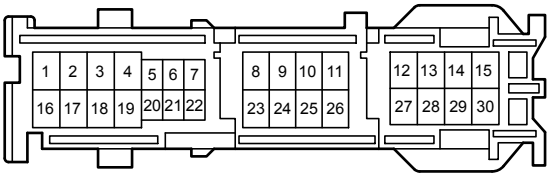

DB
White

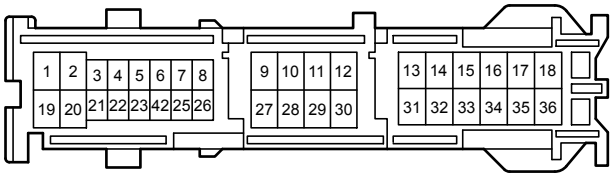

DC
White

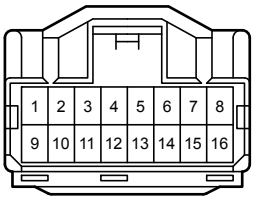

DE
White

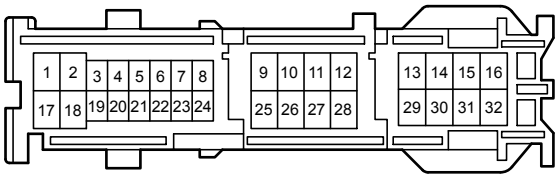

DH
White

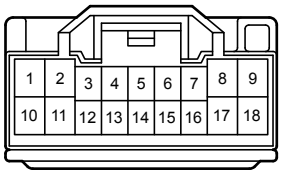

DM
White

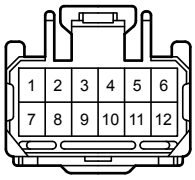

DS
White

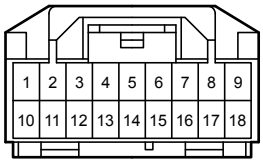

AD1
White

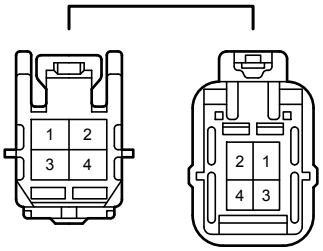

AD2
Gray

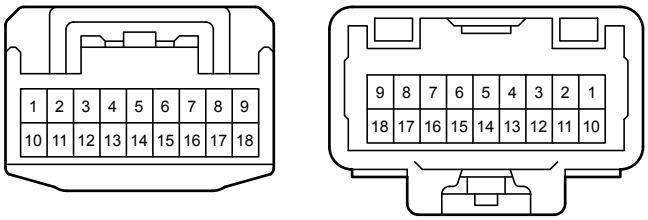

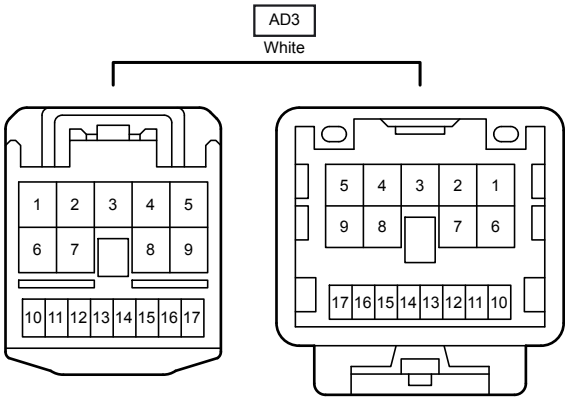
AD3
White
1 2 3 4 5
6 7 8 9
10 11 12 13 14 15 16 17
5 4 3 2 1
9 8 7 6
17 16 15 14 13 12 11 10

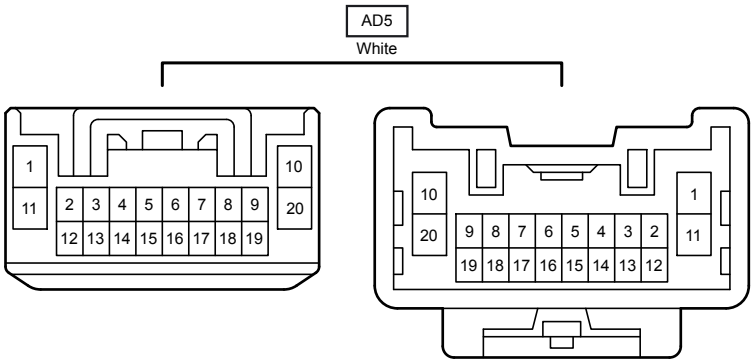
AD5
White
1 10
11 2 3 4 5 6 7 8 9 20
12 13 14 15 16 17 18 19
10 1
20 9 8 7 6 5 4 3 2 11
19 18 17 16 15 14 13 12

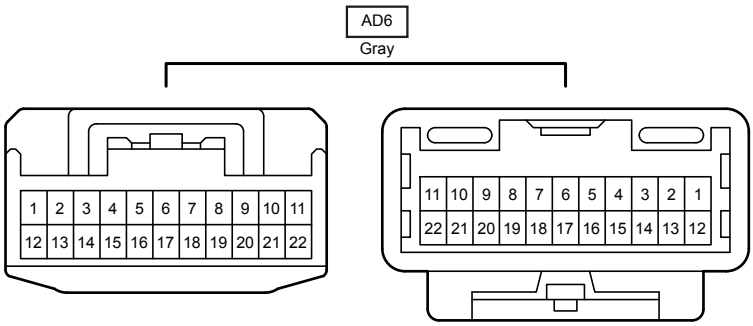
AD6
Gray
1 2 3 4 5 6 7 8 9 10 11
12 13 14 15 16 17 18 19 20 21 22
11 10 9 8 7 6 5 4 3 2 1
22 21 20 19 18 17 16 15 14 13 12

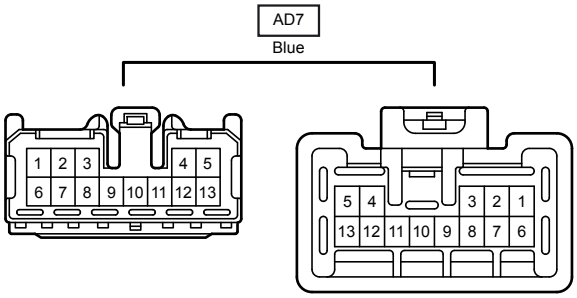
AD7
Blue
1 2 3 4 5
6 7 8 9 10 11 12 13
5 4 3 2 1
13 12 11 10 9 8 7 6

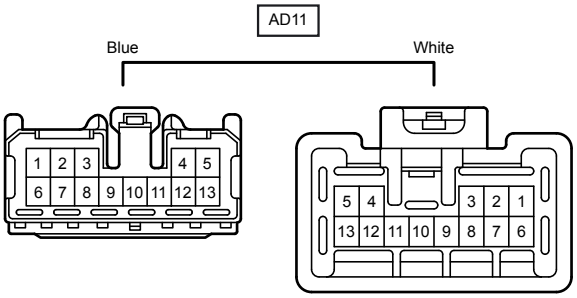
AD11
Blue
White
1 2 3 4 5
6 7 8 9 10 11 12 13
5 4 3 2 1
13 12 11 10 9 8 7 6

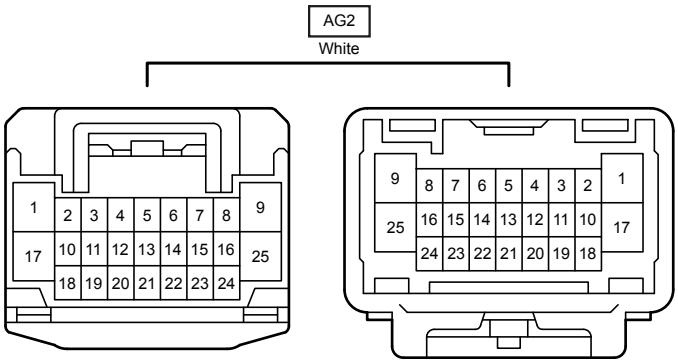
AG2
White
1 2 3 4 5 6 7 8 9
17 10 11 12 13 14 15 16 25
18 19 20 21 22 23 24
9 8 7 6 5 4 3 2 1
25 16 15 14 13 12 11 10 17
24 23 22 21 20 19 18

BA1
White

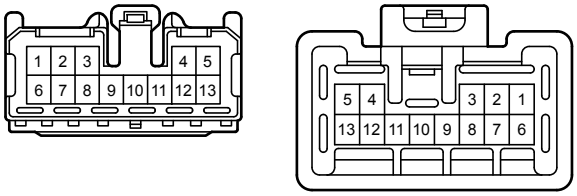

BA2
White

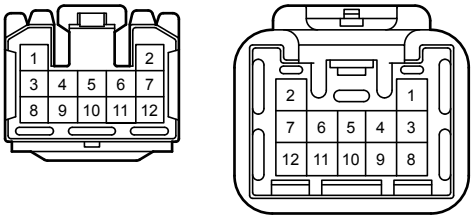

BA3
Gray

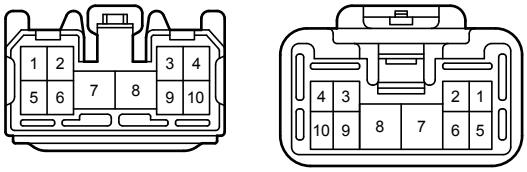

BA4
Gray

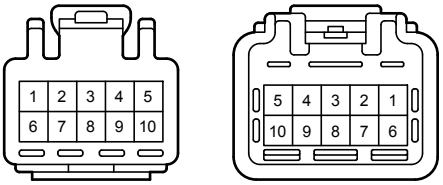

DG1
White

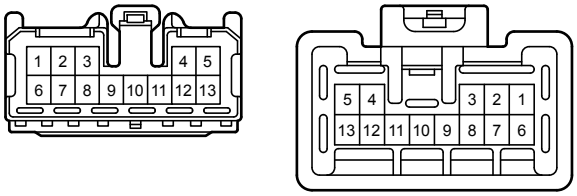

DG3
White

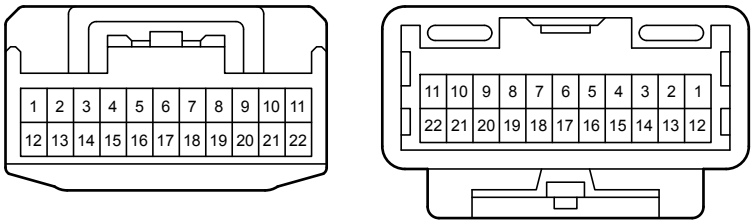

DG4
White

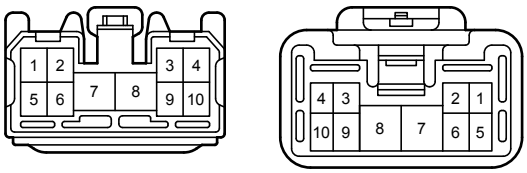

DH1
Gray

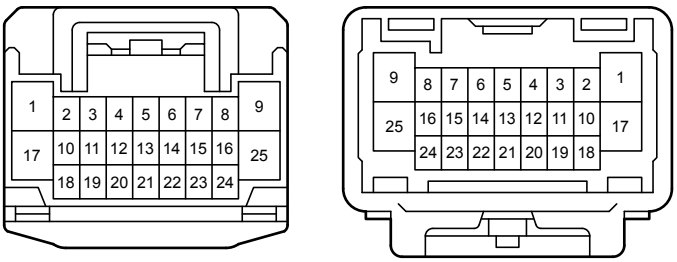

DH2
White

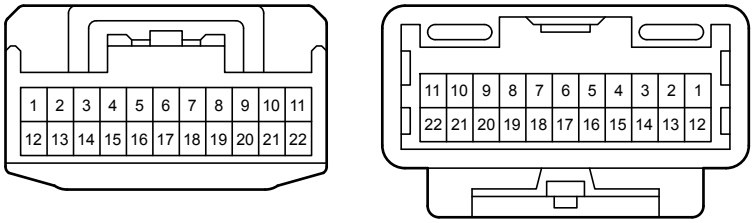

DH5
White

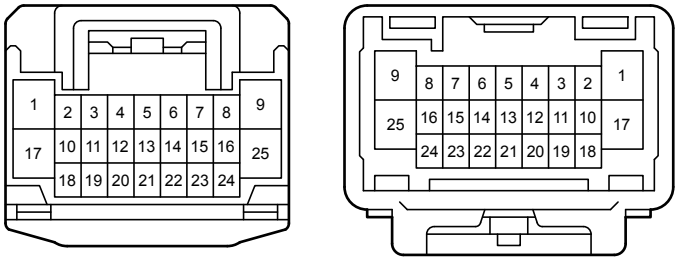

ED1
Blue

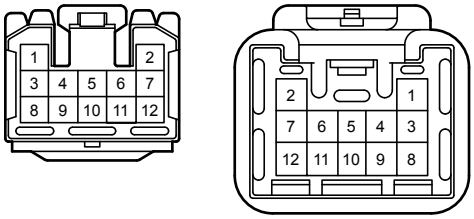

ED2
White

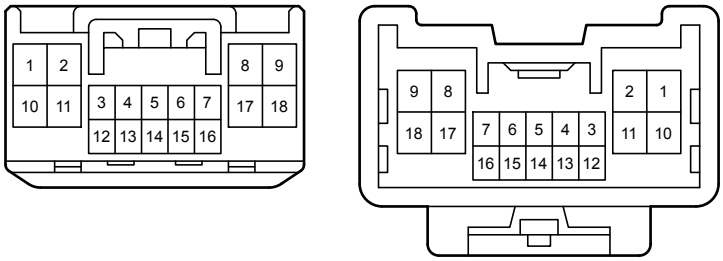

ED3
White

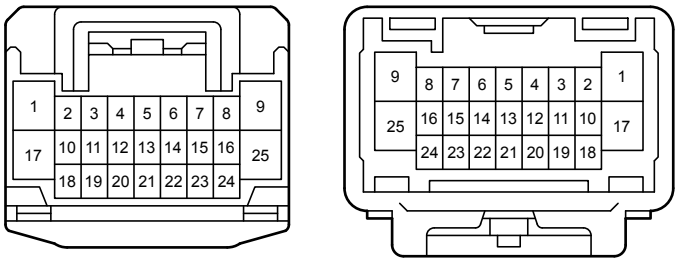

ED4
Blue

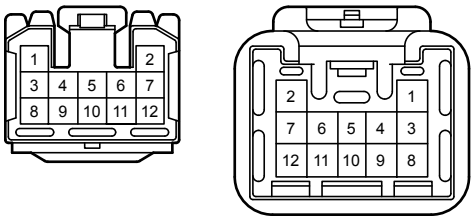

ED5
White

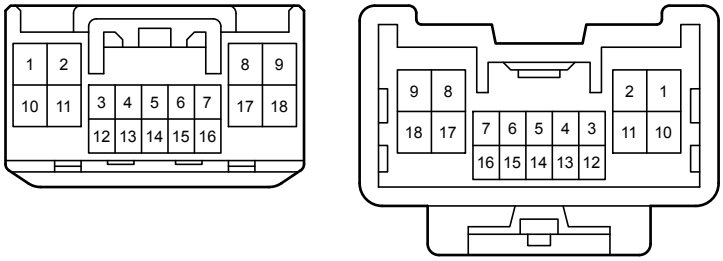

ED6
White

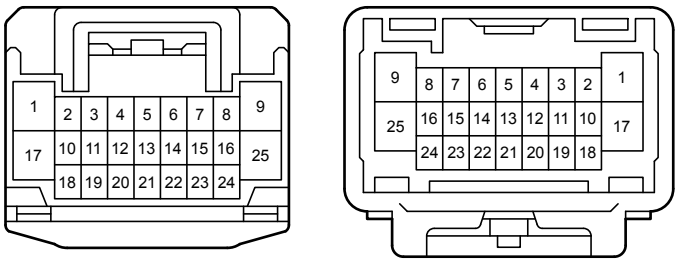

ED7
White

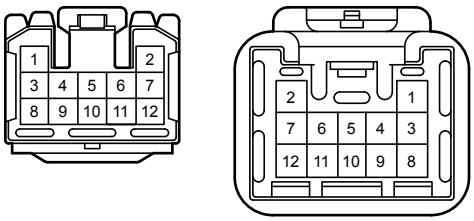

ED8
White

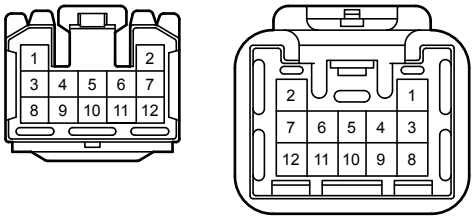

FG1
White

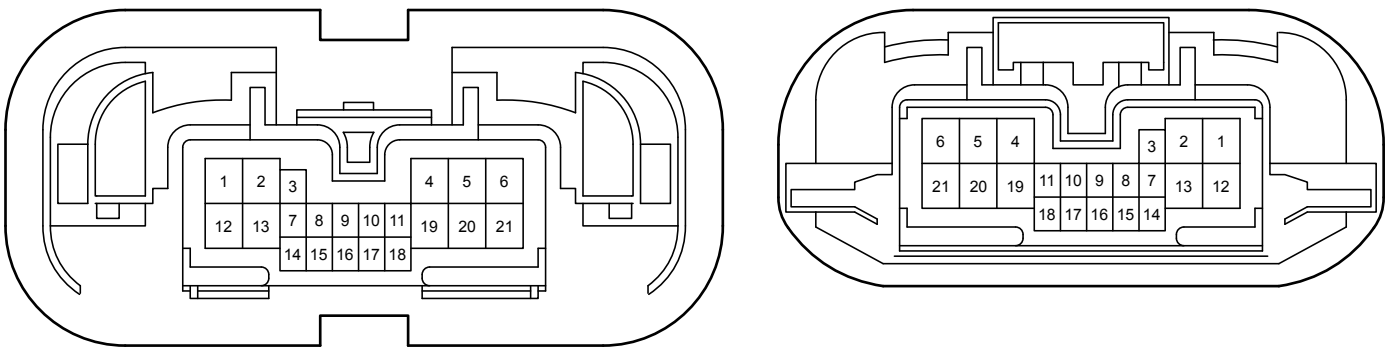

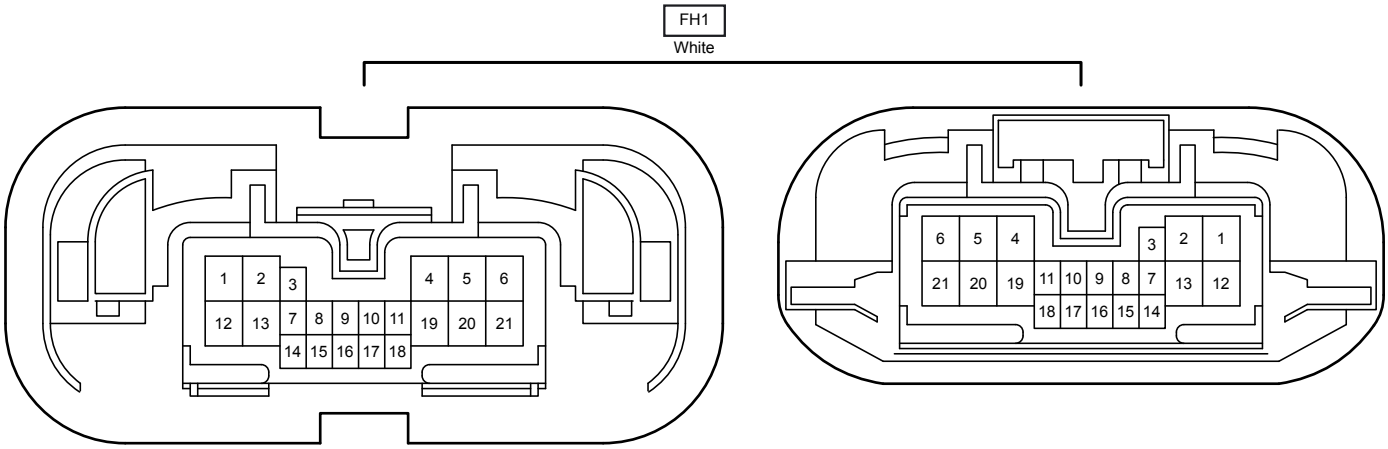
FH1
White
1 2 3 4 5 6
12 13 7 8 9 10 11 19 20 21
14 15 16 17 18
6 5 4 3 2 1
21 20 19 11 10 9 8 7 13 12
18 17 16 15 14

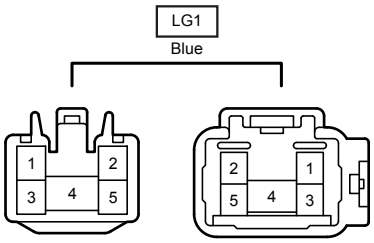
LG1
Blue
1 2
3 4 5
2 1
5 4 3

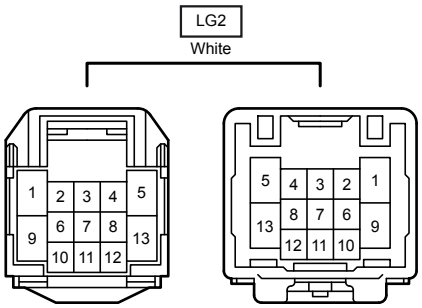
LG2
White
1 2 3 4 5
9 6 7 8 13
10 11 12
5 4 3 2 1
13 8 7 6 9
12 11 10

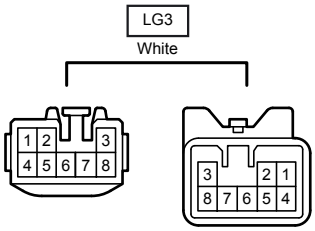
LG3
White
1 2 3
4 5 6 7 8
3 2 1
8 7 6 5 4

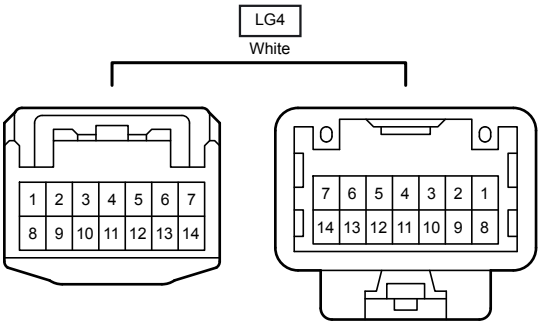
LG4
White
1 2 3 4 5 6 7
8 9 10 11 12 13 14
7 6 5 4 3 2 1
14 13 12 11 10 9 8

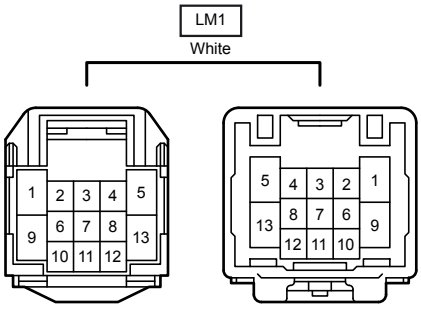
LM1
White
1 2 3 4 5
9 6 7 8 13
10 11 12
5 4 3 2 1
13 8 7 6 9
12 11 10

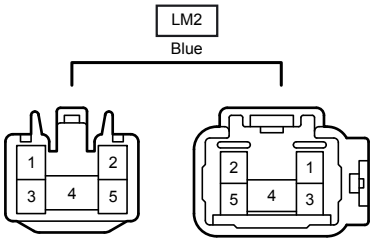
LM2
Blue
1 2
3 4 5
2 1
5 4 3

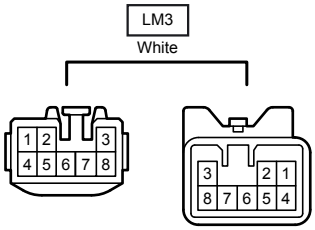
LM3
White
1 2 3
4 5 6 7 8
3 2 1
8 7 6 5 4

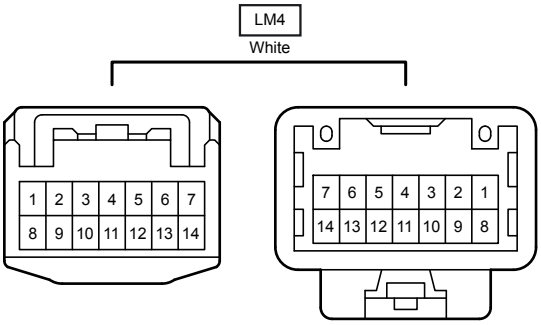
LM4
White
1 2 3 4 5 6 7
8 9 10 11 12 13 14
7 6 5 4 3 2 1
14 13 12 11 10 9 8