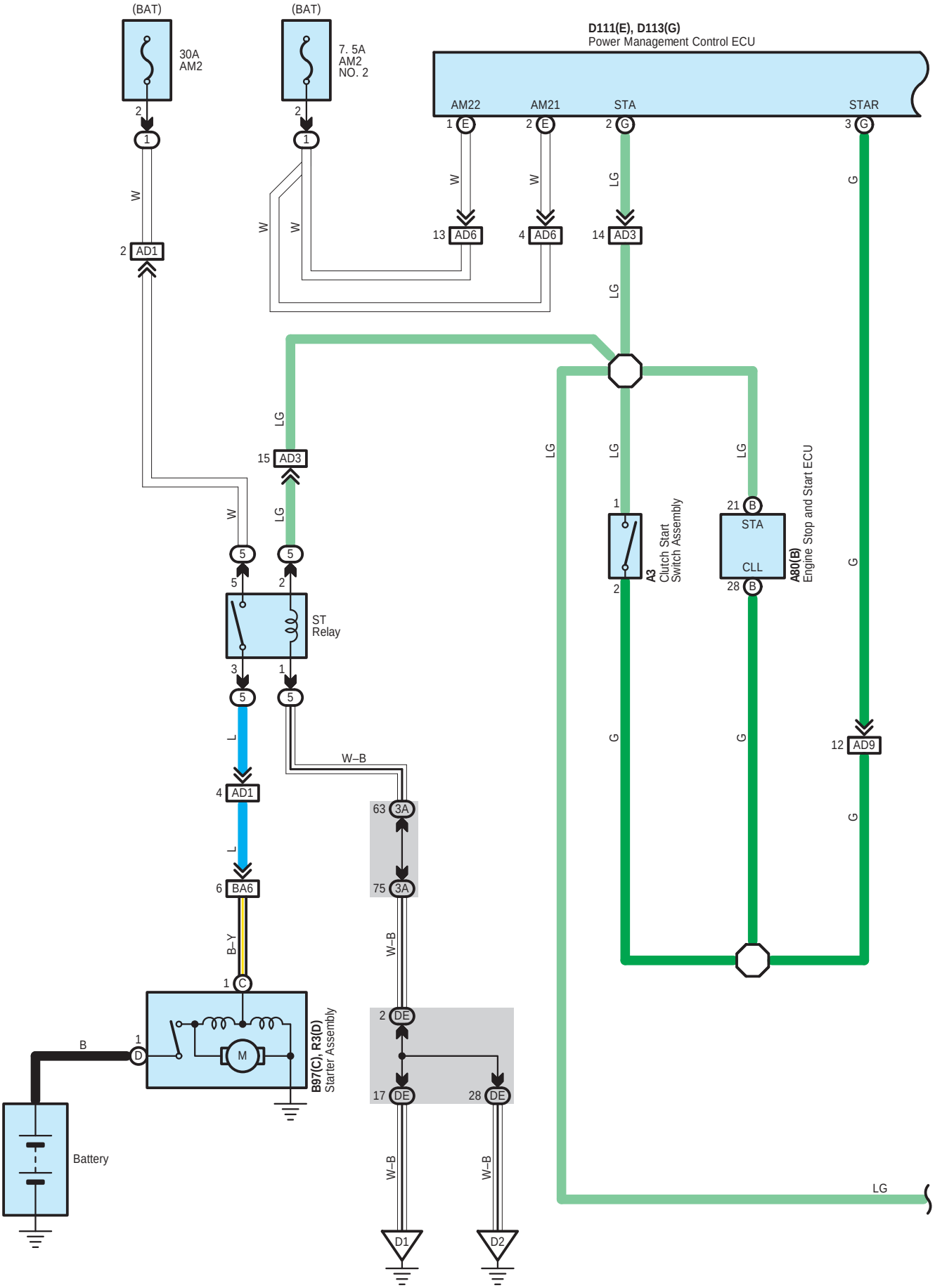
(BAT)
30A
AM2
(BAT)
7. 5A
AM2
NO. 2
D111(E), D113(G)
Power Management Control ECU
AM22
AM21
STA
STAR
AD1
AD6
AD6
AD3
AD3
ST
Relay
A3
Clutch Start
Switch Assembly
A80(B)
Engine Stop and Start ECU
STA
CLL
AD9
AD1
BA6
B97(C), R3(D)
Starter Assembly
Battery
W–B
B–Y
D1
D2

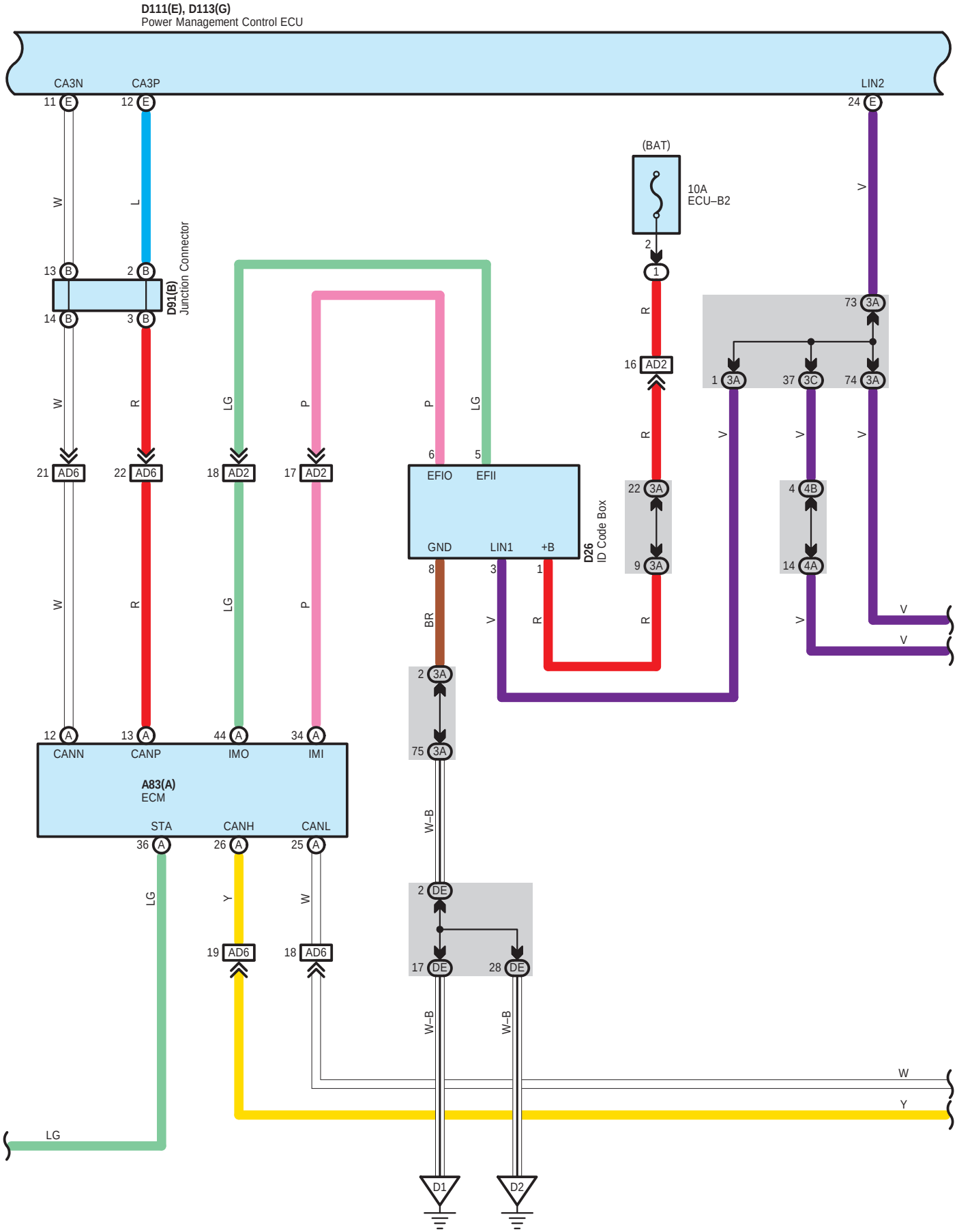
D111(E), D113(G)
Power Management Control ECU
CA3N
CA3P
LIN2
(BAT)
10A
ECU–B2
D91(B)
Junction Connector
AD2
AD6
EFIO
EFII
GND
LIN1
+B
D26
ID Code Box
CANN
CANP
IMO
IMI
A83(A)
ECM
STA
CANH
CANL
DE
D1
D2

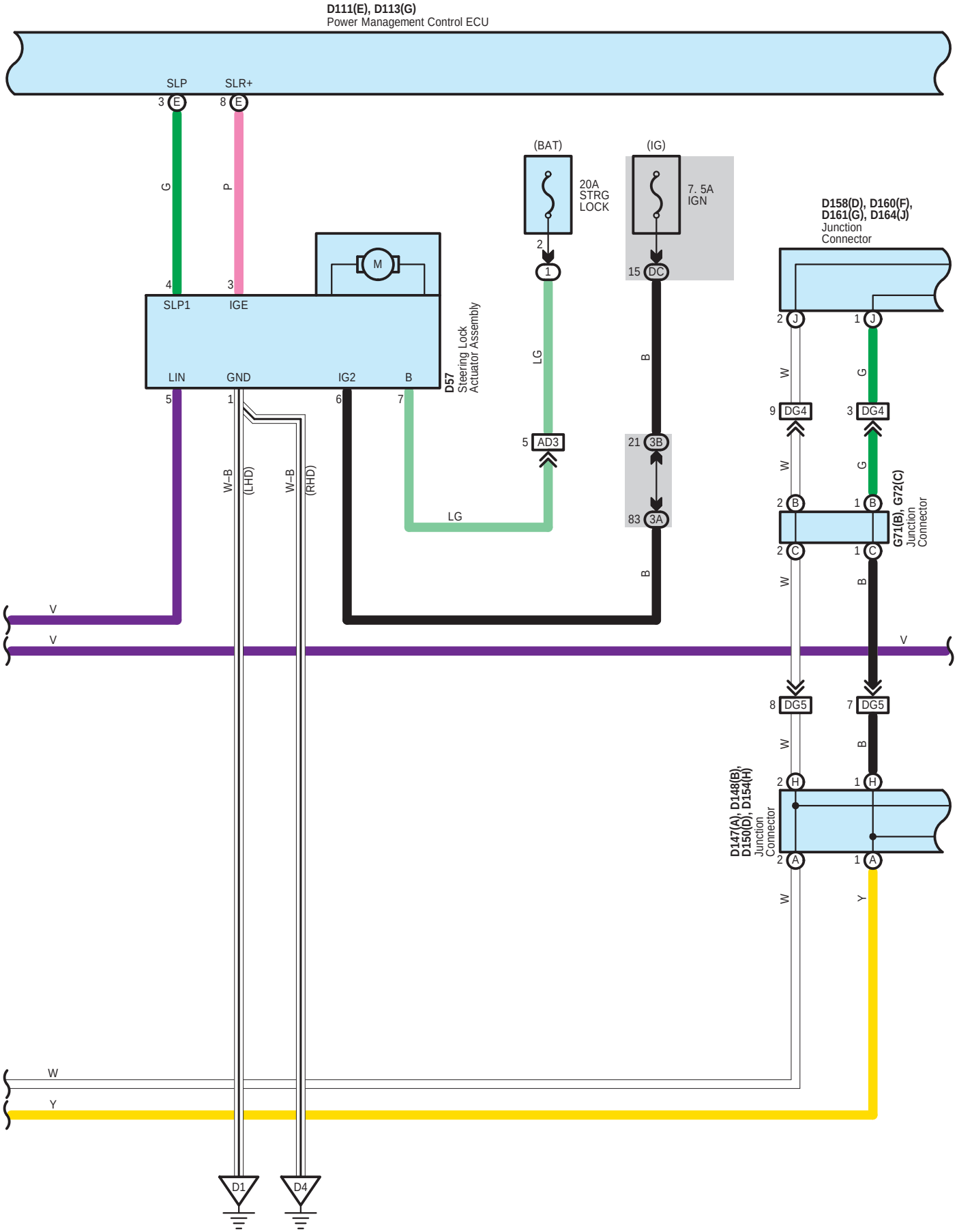
D111(E), D113(G)
Power Management Control ECU
SLP
SLR+
3 E
8 E
G
P
4
3
SLP1
IGE
LIN
GND
IG2
B
5
1
6
7
M
D57
Steering Lock
Actuator Assembly
(BAT)
20A
STRG
LOCK
2
1
LG
5 AD3
LG
(IG)
7. 5A
IGN
15 DC
B
21 3B
83 3A
B
D158(D), D160(F),
D161(G), D164(J)
Junction
Connector
2 J
1 J
W
G
9 DG4
3 DG4
W
G
2 B
1 B
2 C
1 C
G71(B), G72(C)
Junction
Connector
W
B
W–B
(LHD)
W–B
(RHD)
V
V
V
8 DG5
7 DG5
W
B
2 H
1 H
D147(A), D148(B),
D150(D), D154(H)
Junction
Connector
2 A
1 A
W
Y
W
Y
D1
D4

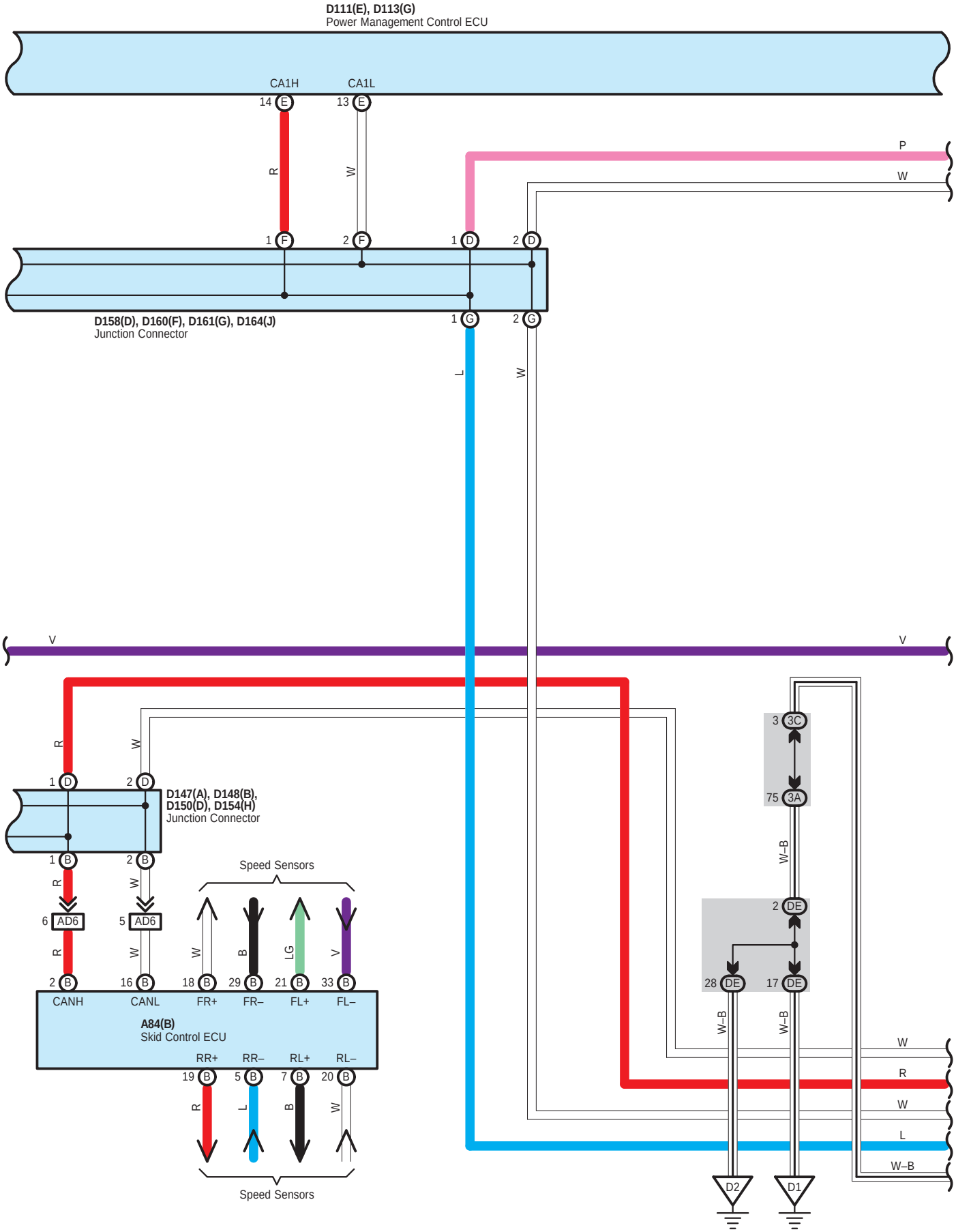
D111(E), D113(G)
Power Management Control ECU
CA1H
CA1L
14 E
13 E
R
W
P
W
1 F
2 F
1 D
2 D
D158(D), D160(F), D161(G), D164(J)
Junction Connector
1 G
2 G
L
W
V
V
R
W
1 D
2 D
D147(A), D148(B), D150(D), D154(H)
Junction Connector
1 B
2 B
R
W
6 AD6
5 AD6
R
W
2 B
16 B
18 B
29 B
21 B
33 B
CANH
CANL
FR+
FR–
FL+
FL–
A84(B)
Skid Control ECU
RR+
RR–
RL+
RL–
19 B
5 B
7 B
20 B
R
L
B
W
Speed Sensors
Speed Sensors
3 3C
75 3A
W–B
2 DE
28 DE
17 DE
W–B
W–B
W
R
W
L
W–B
D2
D1

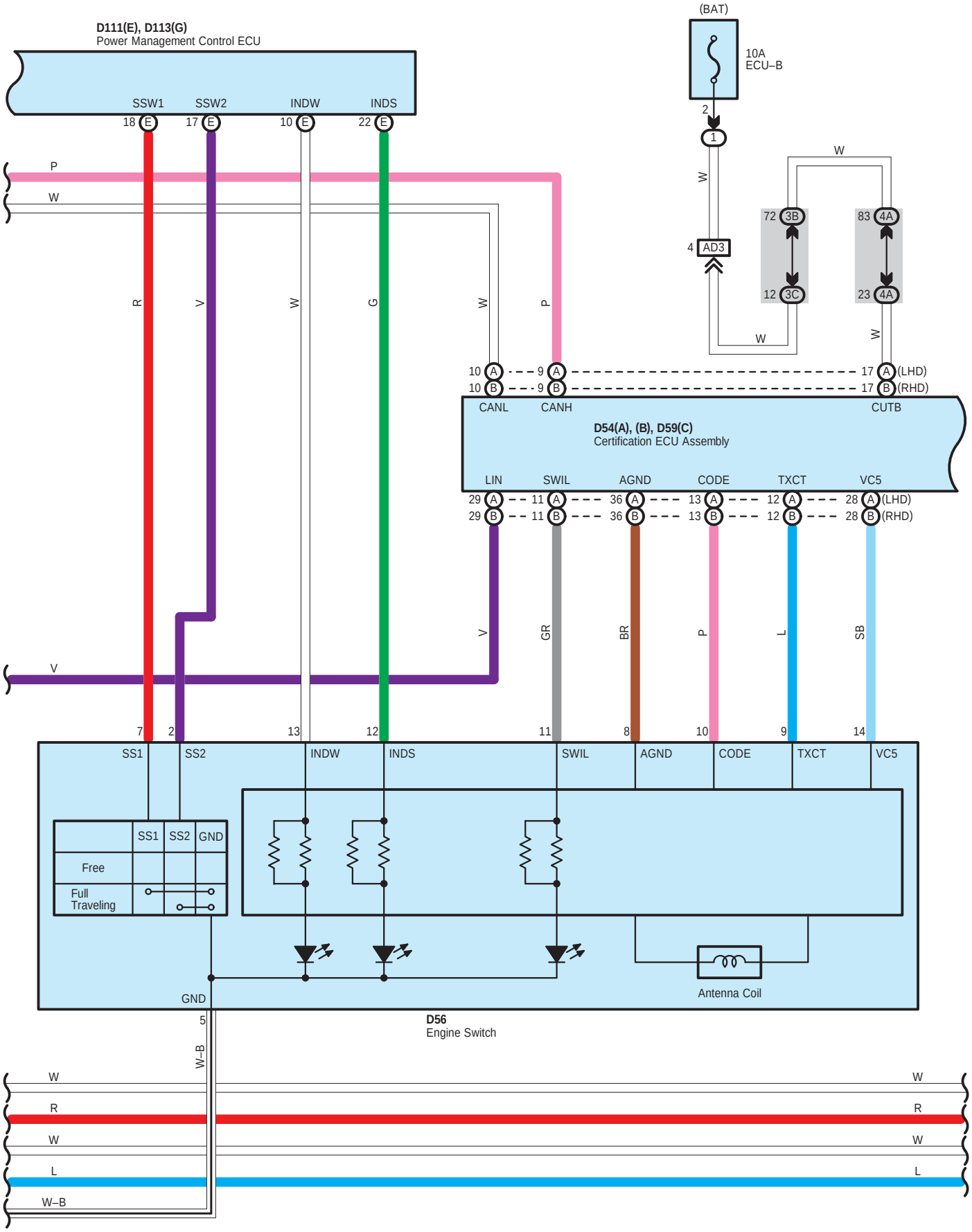
D111(E), D113(G)
Power Management Control ECU
SSW1
SSW2
INDW
INDS
18 E
17 E
10 E
22 E
(BAT)
10A
ECU–B
2
1
W
4 AD3
72 3B
12 3C
83 4A
23 4A
P
W
R
V
W
G
W
P
10 A
10 B
9 A
9 B
17 A (LHD)
17 B (RHD)
CANL
CANH
CUTB
D54(A), (B), D59(C)
Certification ECU Assembly
LIN
SWIL
AGND
CODE
TXCT
VC5
29 A
29 B
11 A
11 B
36 A
36 B
13 A
13 B
12 A
12 B
28 A (LHD)
28 B (RHD)
V
GR
BR
P
L
SB
7
2
13
12
11
8
10
9
14
SS1
SS2
INDW
INDS
SWIL
AGND
CODE
TXCT
VC5
SS1
SS2
GND
Free
Full Traveling
Antenna Coil
GND
5
W–B
D56
Engine Switch
W
R
W
L
W–B

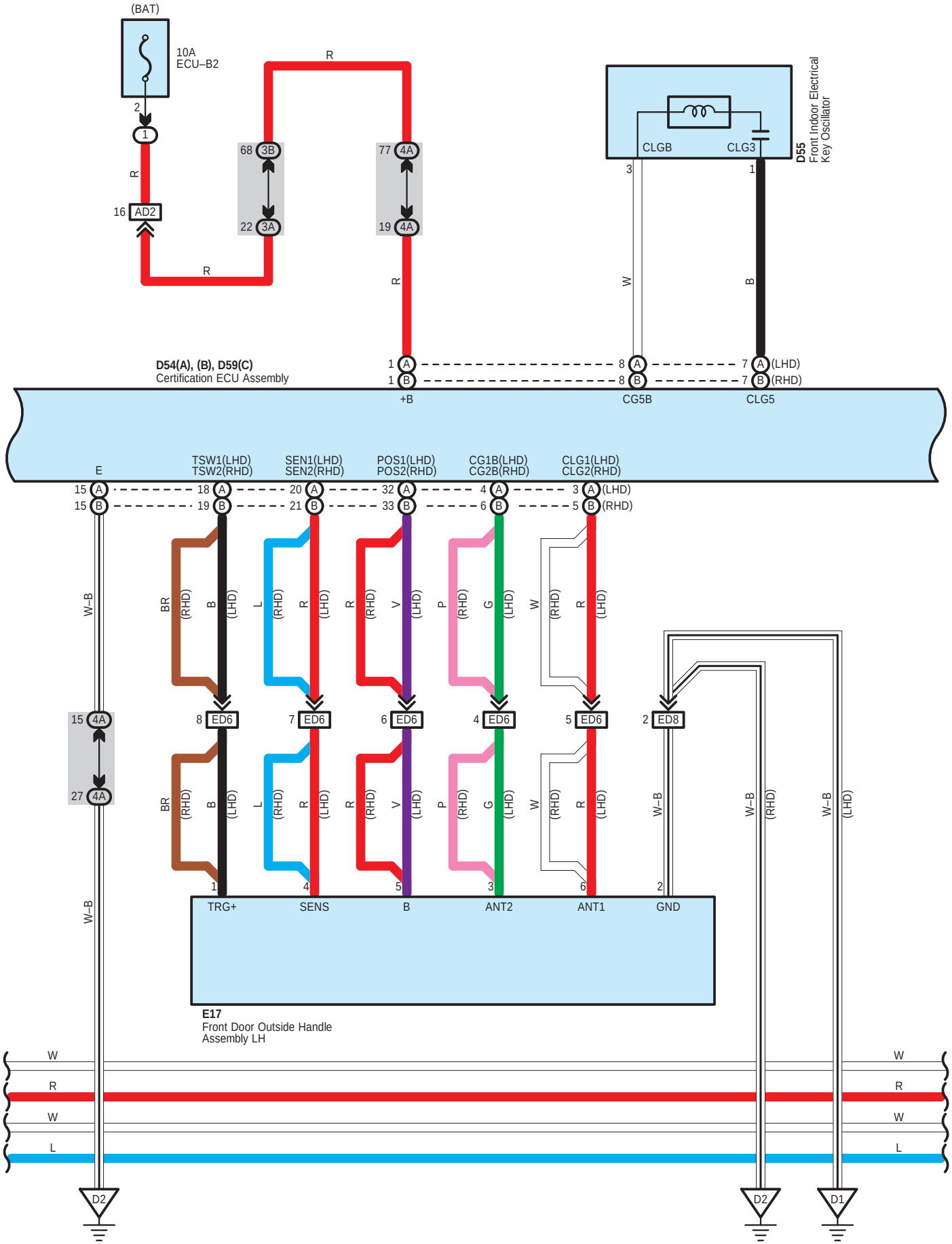
(BAT)
10A
ECU–B2
AD2
68 3B
22 3A
77 4A
19 4A
CLGB
CLG3
D55
Front Indoor Electrical Key Oscillator
D54(A), (B), D59(C)
Certification ECU Assembly
+B
CG5B
CLG5
(LHD)
(RHD)
E
TSW1(LHD)
TSW2(RHD)
SEN1(LHD)
SEN2(RHD)
POS1(LHD)
POS2(RHD)
CG1B(LHD)
CG2B(RHD)
CLG1(LHD)
CLG2(RHD)
ED6
ED8
TRG+
SENS
B
ANT2
ANT1
GND
E17
Front Door Outside Handle Assembly LH
D2
D1

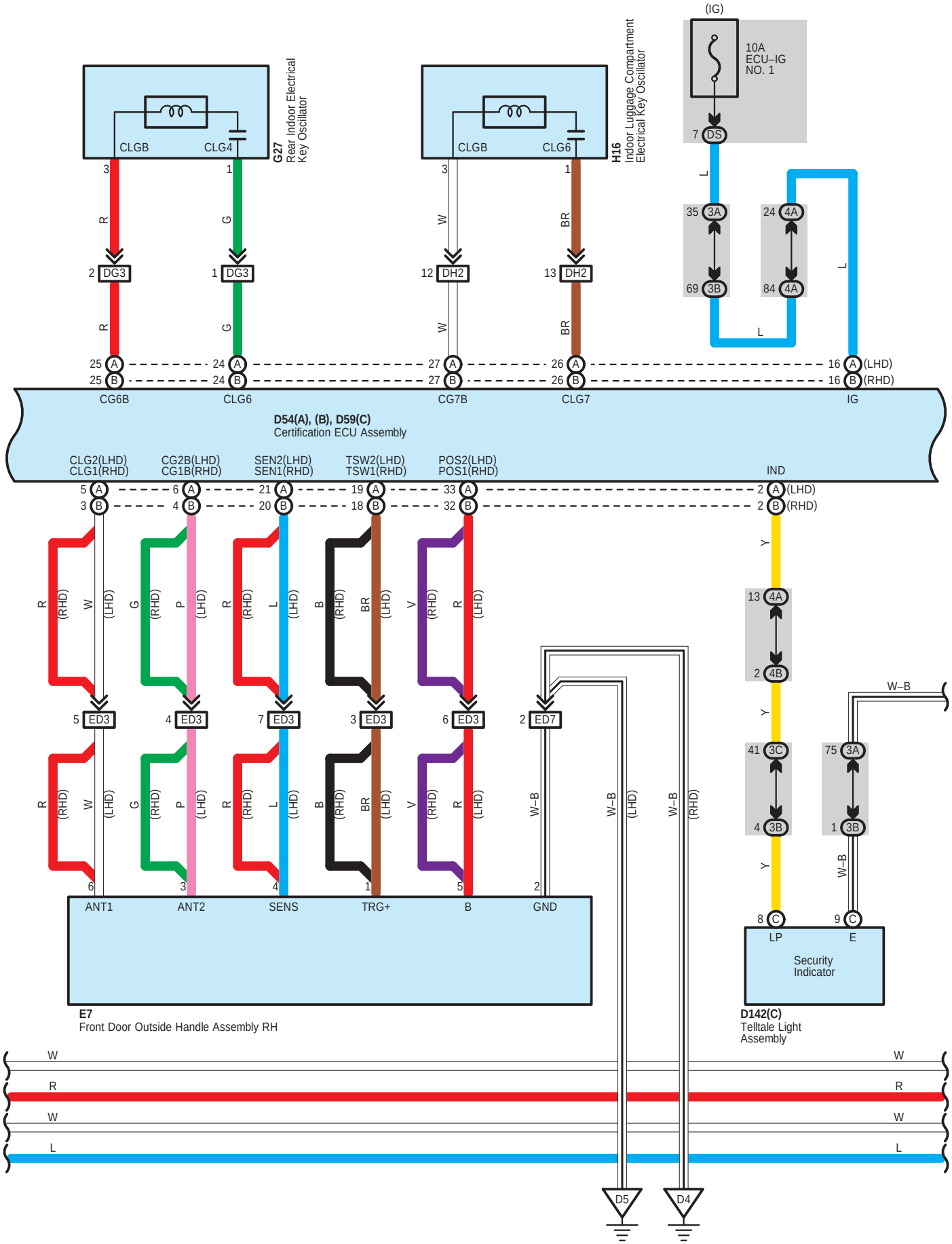
G27
Rear Indoor Electrical Key Oscillator
CLGB
CLG4
H16
Indoor Luggage Compartment Electrical Key Oscillator
CLGB
CLG6
(IG)
10A
ECU–IG
NO. 1
7 DS
2 DG3
1 DG3
12 DH2
13 DH2
35 3A
69 3B
24 4A
84 4A
25 A
25 B
24 A
24 B
27 A
27 B
26 A
26 B
16 A (LHD)
16 B (RHD)
CG6B
CLG6
CG7B
CLG7
IG
D54(A), (B), D59(C)
Certification ECU Assembly
CLG2(LHD)
CLG1(RHD)
CG2B(LHD)
CG1B(RHD)
SEN2(LHD)
SEN1(RHD)
TSW2(LHD)
TSW1(RHD)
POS2(LHD)
POS1(RHD)
IND
5 A
3 B
6 A
4 B
21 A
20 B
19 A
18 B
33 A
32 B
2 A (LHD)
2 B (RHD)
13 4A
2 4B
41 3C
4 3B
75 3A
1 3B
W–B
5 ED3
4 ED3
7 ED3
3 ED3
6 ED3
2 ED7
6
3
4
1
5
2
ANT1
ANT2
SENS
TRG+
B
GND
8 C
9 C
LP
E
Security Indicator
E7
Front Door Outside Handle Assembly RH
D142(C)
Telltale Light Assembly
D5
D4

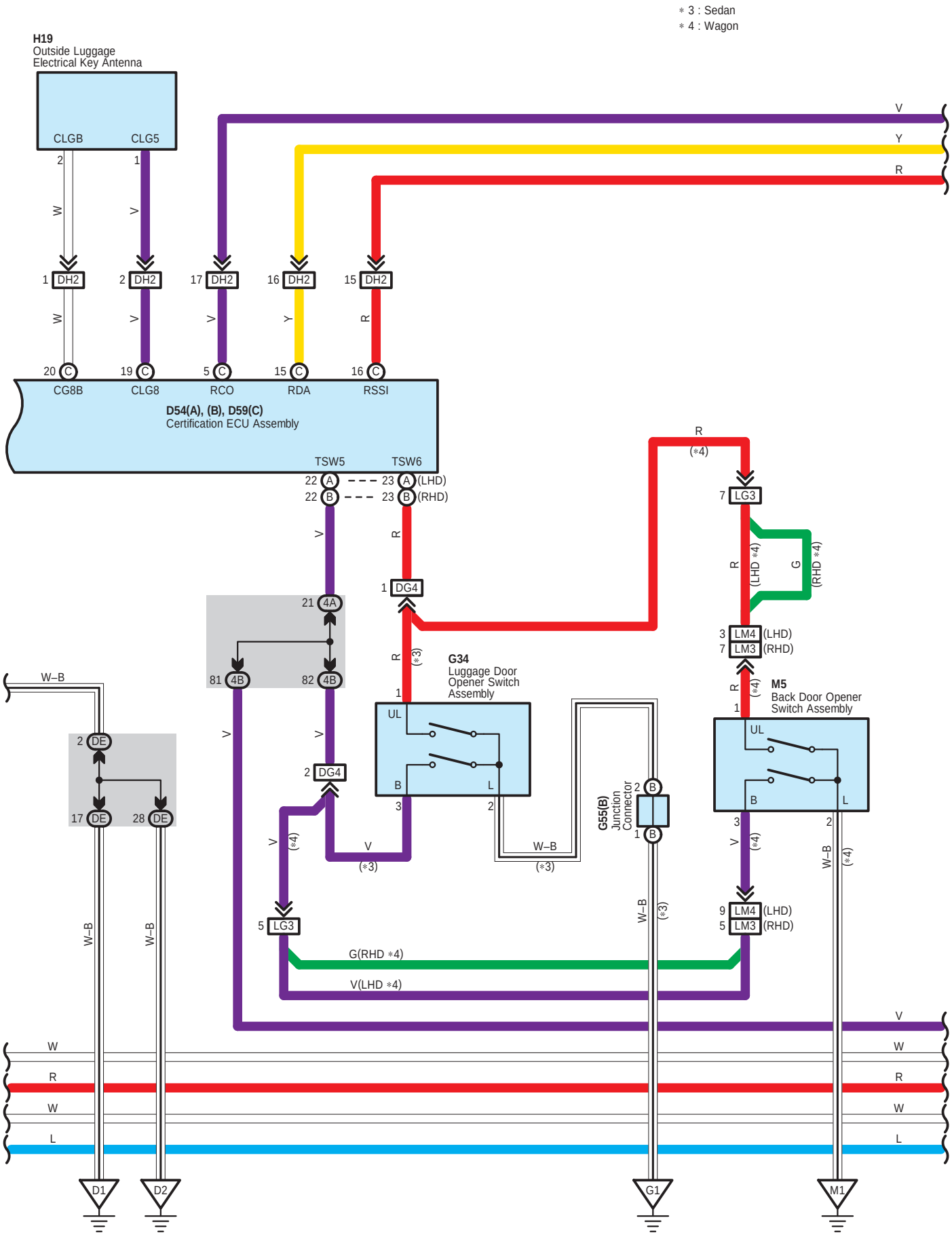
∗3 : Sedan
∗4 : Wagon
H19
Outside Luggage
Electrical Key Antenna
CLGB
CLG5
DH2
CG8B
CLG8
RCO
RDA
RSSI
D54(A), (B), D59(C)
Certification ECU Assembly
TSW5
TSW6
(LHD)
(RHD)
DG4
4A
4B
DE
LG3
LM4
LM3
G34
Luggage Door
Opener Switch
Assembly
M5
Back Door Opener
Switch Assembly
G55(B)
Junction
Connector
UL
B
L
W–B
G(RHD ∗4)
V(LHD ∗4)
D1
D2
G1
M1

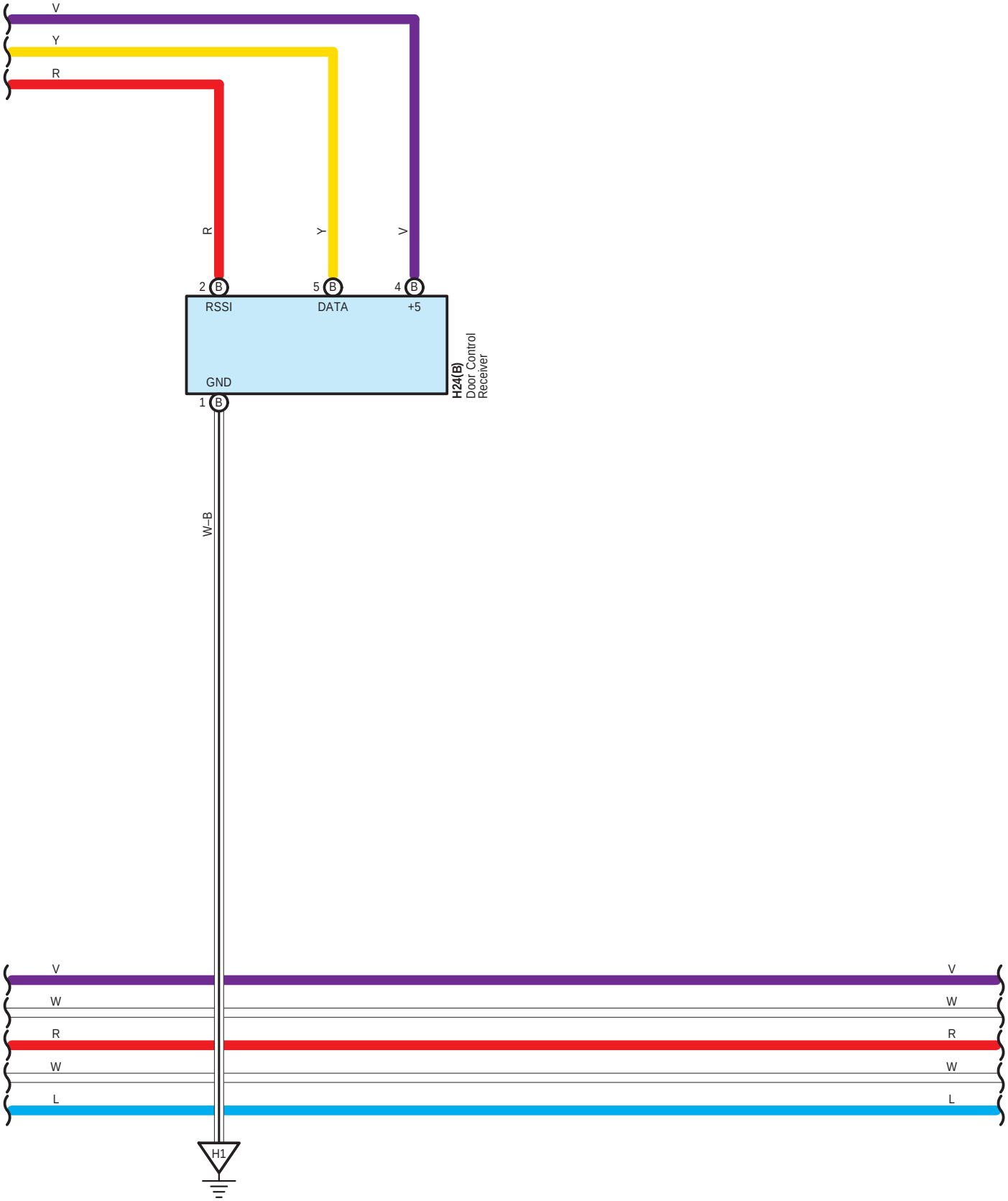
V
Y
R
R
Y
V
2 B
5 B
4 B
RSSI
DATA
+5
GND
1 B
H24(B)
Door Control
Receiver
W–B
V
W
R
W
L
V
W
R
W
L
H1

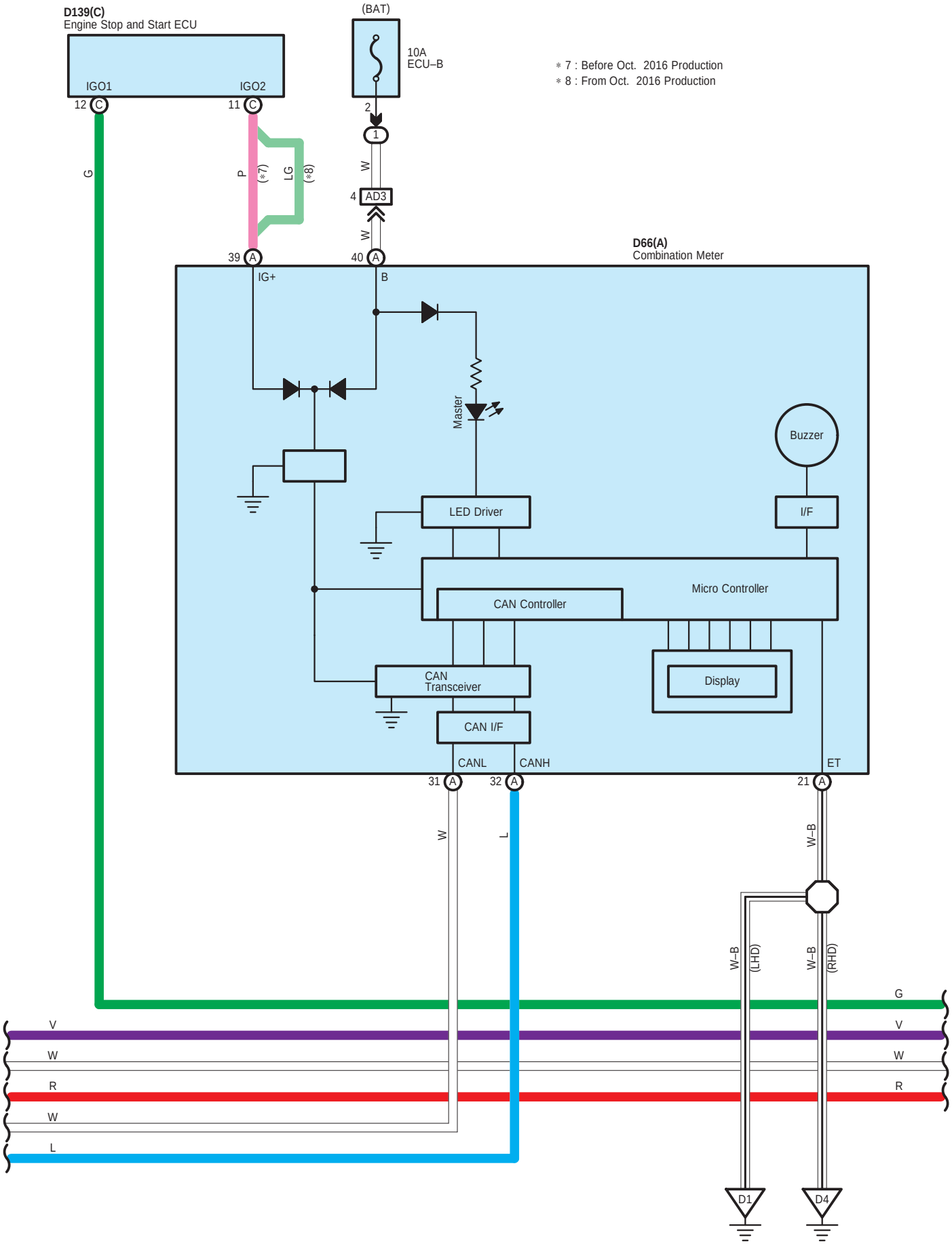
D139(C)
Engine Stop and Start ECU
IGO1
IGO2
12
11
(BAT)
10A
ECU–B
2
1
4
AD3
W
G
P
(*7)
LG
(*8)
39
40
IG+
B
D66(A)
Combination Meter
Master
Buzzer
LED Driver
I/F
Micro Controller
CAN Controller
CAN
Transceiver
Display
CAN I/F
CANL
CANH
ET
31
32
21
L
W–B
(LHD)
(RHD)
V
R
D1
D4
∗ 7 : Before Oct. 2016 Production
∗ 8 : From Oct. 2016 Production

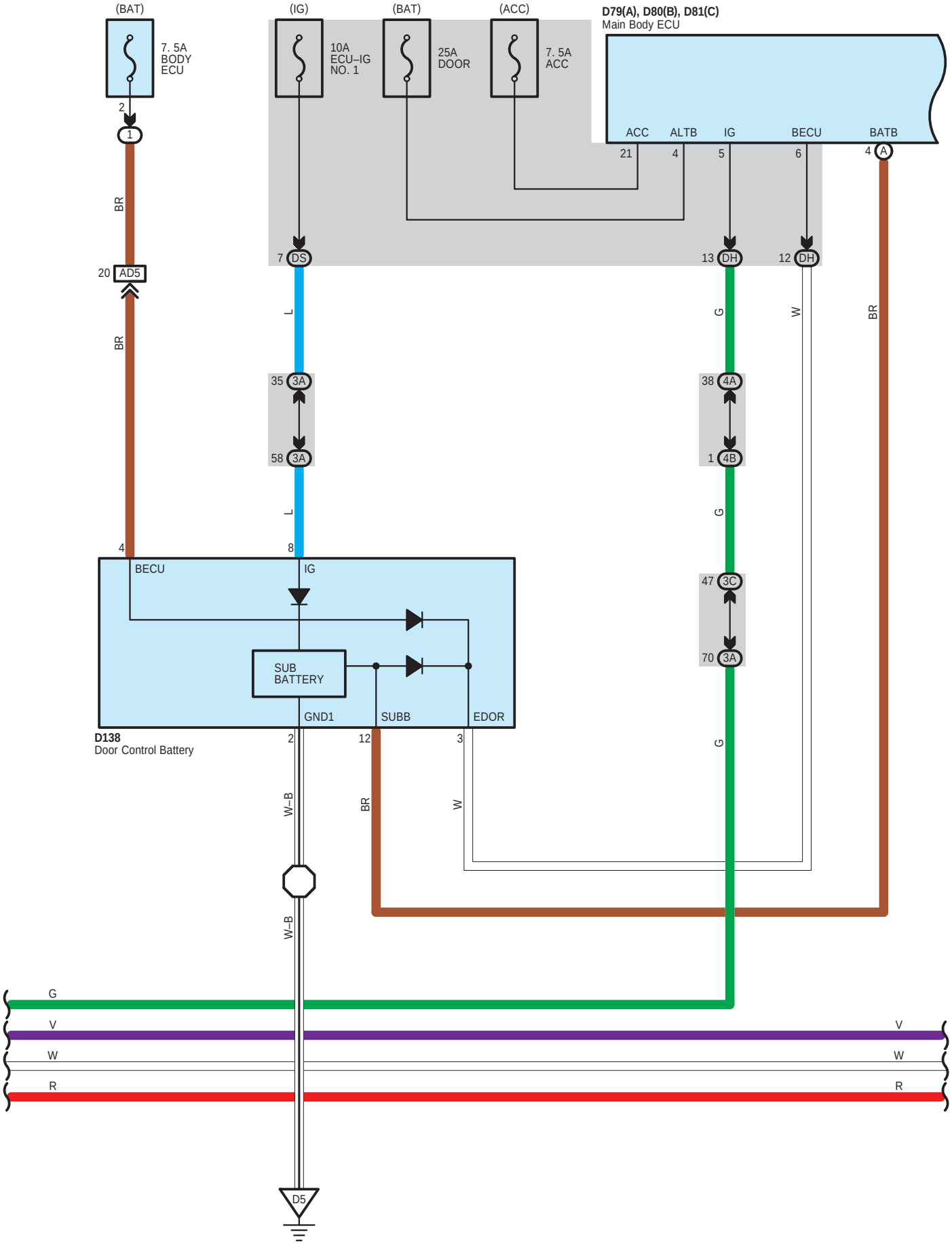
(BAT)
7. 5A
BODY
ECU
(IG)
10A
ECU–IG
NO. 1
(BAT)
25A
DOOR
(ACC)
7. 5A
ACC
D79(A), D80(B), D81(C)
Main Body ECU
ACC
ALTB
IG
BECU
BATB
21
4
5
6
4
A
2
1
BR
20
AD5
BR
7
DS
13
DH
12
DH
L
G
W
BR
35
3A
58
3A
38
4A
1
4B
L
G
4
8
BECU
IG
47
3C
70
3A
SUB
BATTERY
GND1
SUBB
EDOR
D138
Door Control Battery
2
12
3
G
W–B
BR
W
W–B
G
V
V
W
W
R
R
D5

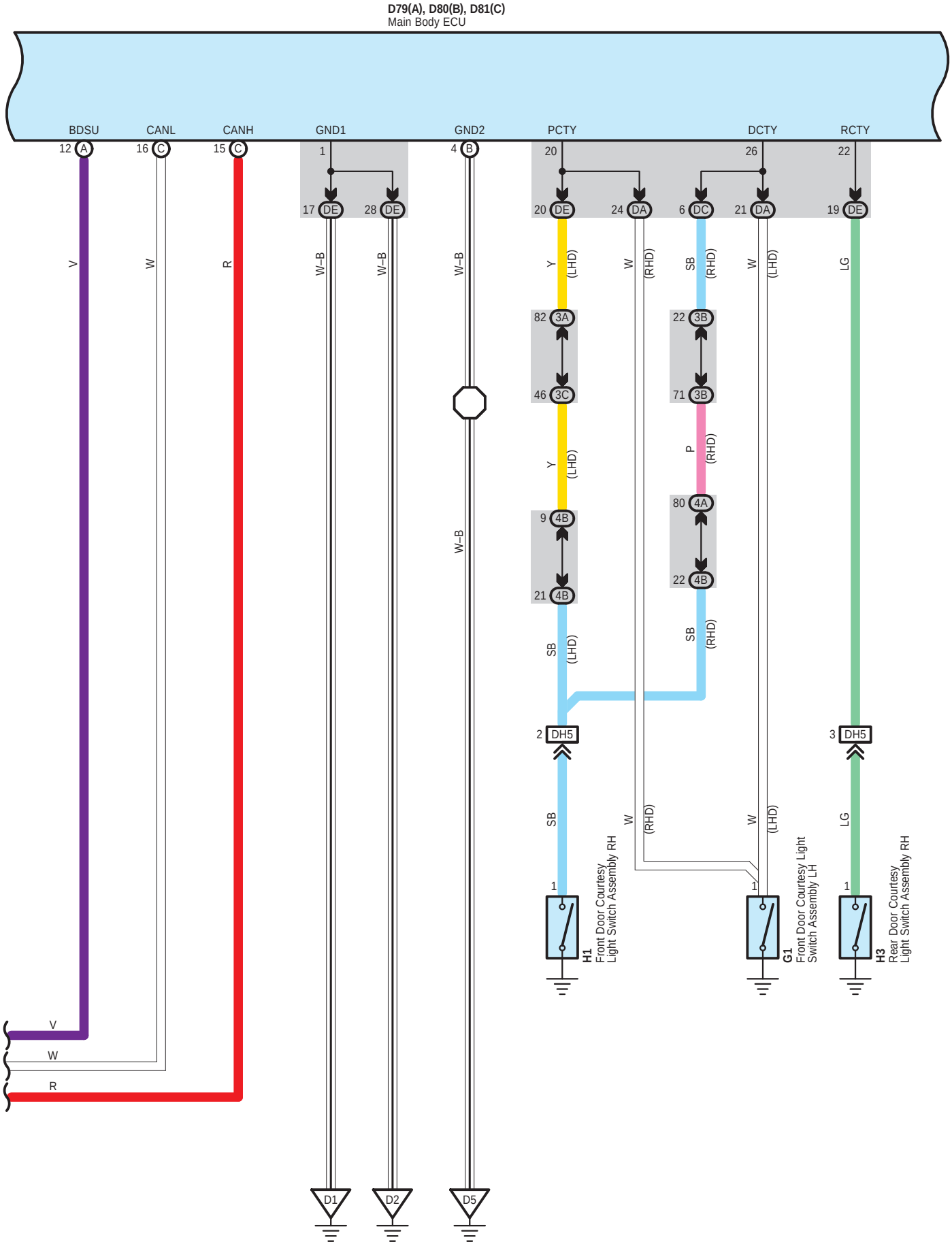
D79(A), D80(B), D81(C)
Main Body ECU
BDSU
CANL
CANH
GND1
GND2
PCTY
DCTY
RCTY
12 A
16 C
15 C
1
4 B
20
26
22
17 DE
28 DE
20 DE
24 DA
6 DC
21 DA
19 DE
V
W
R
W–B
Y (LHD)
W (RHD)
SB (RHD)
W (LHD)
LG
82 3A
46 3C
22 3B
71 3B
P (RHD)
9 4B
21 4B
80 4A
22 4B
SB (LHD)
SB (RHD)
2 DH5
3 DH5
SB
W (RHD)
W (LHD)
LG
1
H1
Front Door Courtesy Light Switch Assembly RH
G1
Front Door Courtesy Light Switch Assembly LH
H3
Rear Door Courtesy Light Switch Assembly RH
D1
D2
D5

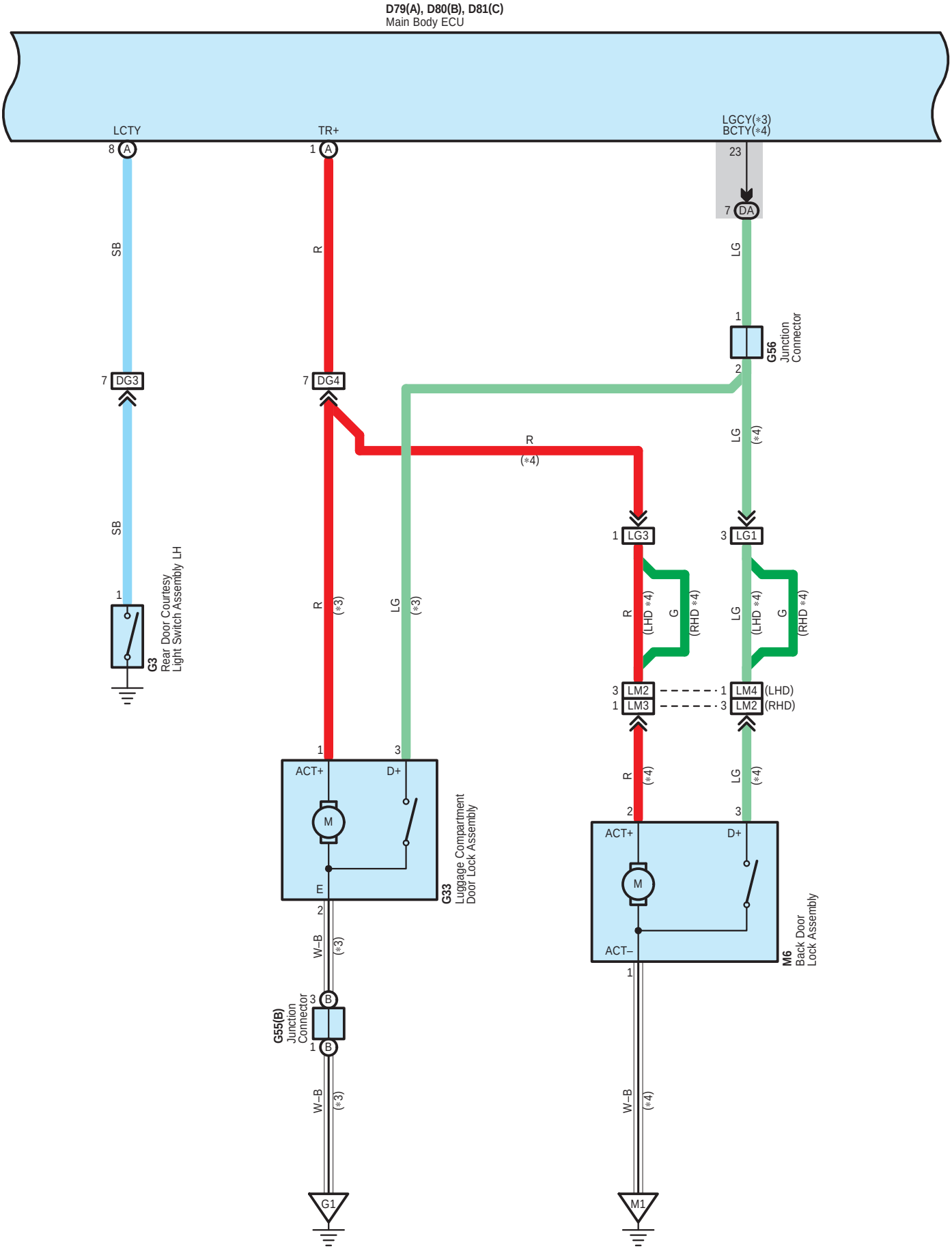
D79(A), D80(B), D81(C)
Main Body ECU
LCTY
TR+
LGCY(*3)
BCTY(*4)
8 A
1 A
23
7 DA
SB
R
LG
1
G56
Junction
Connector
2
7 DG3
7 DG4
R
(*4)
LG
(*4)
SB
1 LG3
3 LG1
1
G3
Rear Door Courtesy
Light Switch Assembly LH
R
(*3)
LG
(*3)
R
(LHD *4)
G
(RHD *4)
LG
(LHD *4)
G
(RHD *4)
3 LM2
1 LM3
1 LM4 (LHD)
3 LM2 (RHD)
1
3
ACT+
D+
M
E
G33
Luggage Compartment
Door Lock Assembly
R
(*4)
LG
(*4)
2
3
ACT+
D+
M
ACT–
M6
Back Door
Lock Assembly
2
W–B
(*3)
3 B
G55(B)
Junction
Connector
1 B
W–B
(*3)
1
W–B
(*4)
G1
M1

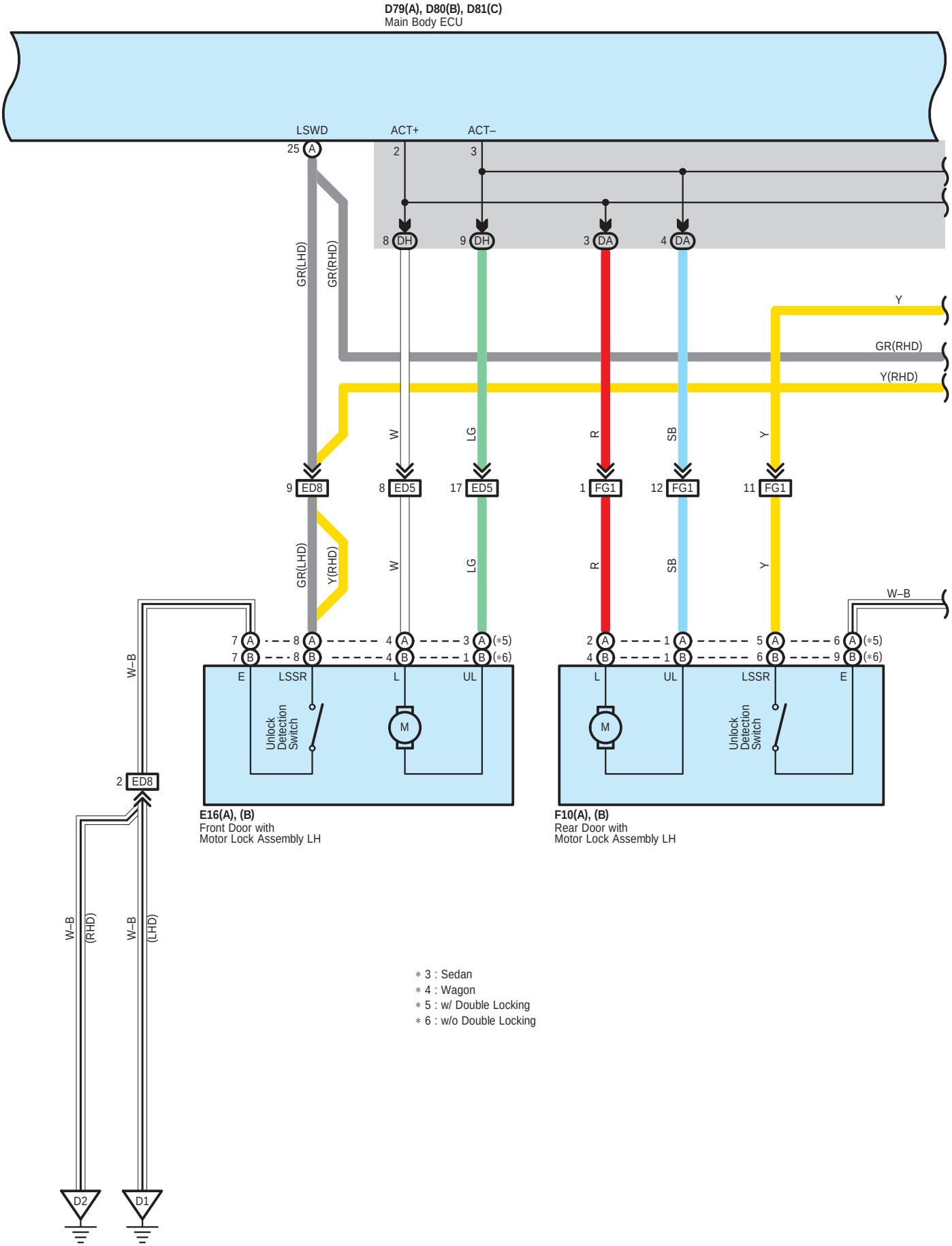
D79(A), D80(B), D81(C)
Main Body ECU
LSWD
ACT+
ACT–
25 A
2
3
8 DH
9 DH
3 DA
4 DA
GR(LHD)
GR(RHD)
Y
GR(RHD)
Y(RHD)
W
LG
R
SB
Y
9 ED8
8 ED5
17 ED5
1 FG1
12 FG1
11 FG1
GR(LHD)
Y(RHD)
W
LG
R
SB
Y
W–B
7 A
7 B
8 A
8 B
4 A
4 B
3 A (*5)
1 B (*6)
2 A
4 B
1 A
1 B
5 A
6 B
6 A (*5)
9 B (*6)
E
LSSR
L
UL
L
UL
LSSR
E
Unlock Detection Switch
M
M
Unlock Detection Switch
W–B
2 ED8
E16(A), (B)
Front Door with
Motor Lock Assembly LH
F10(A), (B)
Rear Door with
Motor Lock Assembly LH
W–B (RHD)
W–B (LHD)
D2
D1
* 3 : Sedan
* 4 : Wagon
* 5 : w/ Double Locking
* 6 : w/o Double Locking

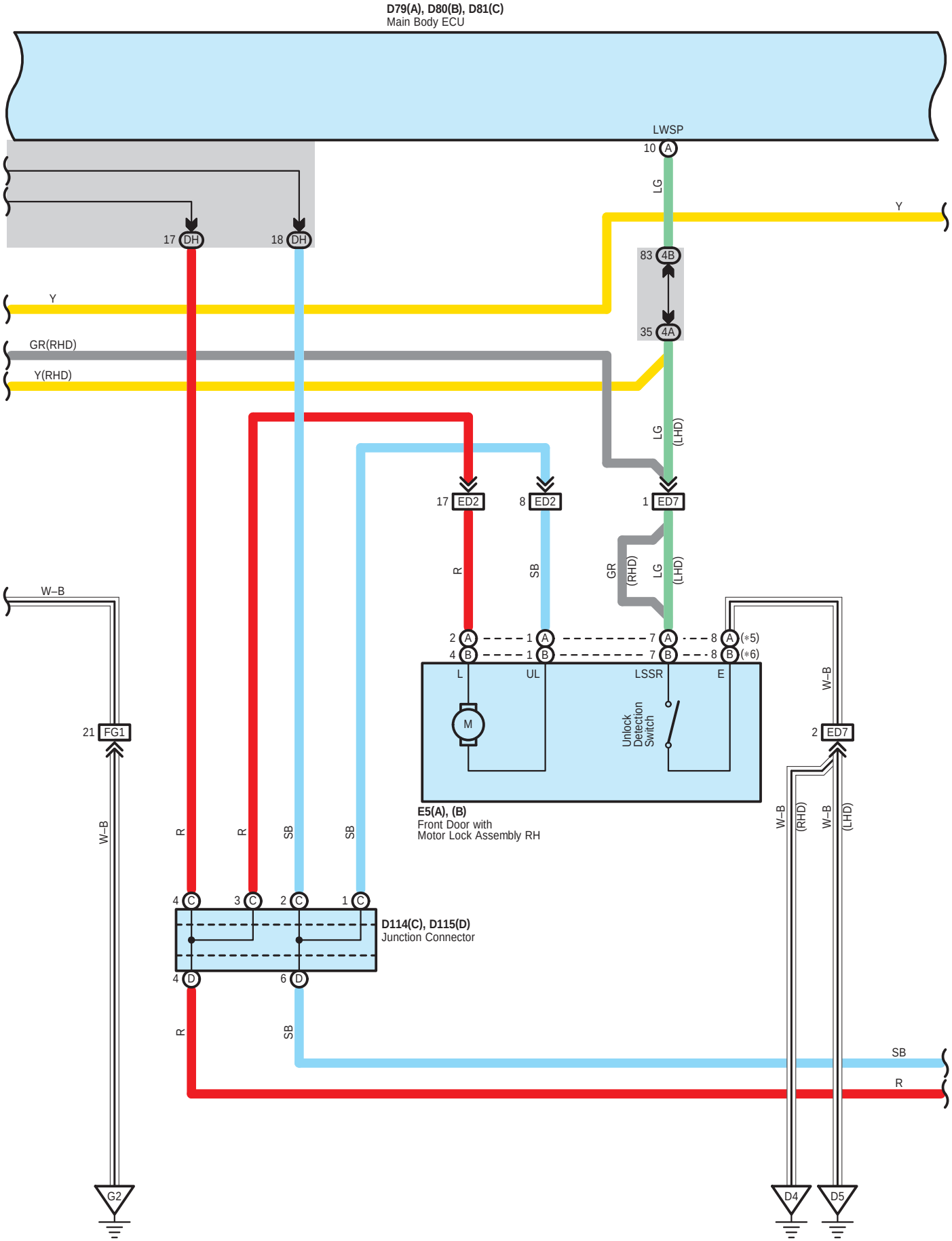
D79(A), D80(B), D81(C)
Main Body ECU
LWSP
10 A
LG
Y
17 DH
18 DH
83 4B
35 4A
Y
GR(RHD)
Y(RHD)
LG
(LHD)
17 ED2
8 ED2
1 ED7
R
SB
GR
(RHD)
LG
(LHD)
W–B
2 A
4 B
1 A
1 B
7 A
7 B
8 A (*5)
8 B (*6)
L
UL
LSSR
E
M
Unlock Detection Switch
W–B
21 FG1
2 ED7
E5(A), (B)
Front Door with
Motor Lock Assembly RH
W–B
(RHD)
W–B
(LHD)
W–B
R
R
SB
SB
4 C
3 C
2 C
1 C
D114(C), D115(D)
Junction Connector
4 D
6 D
R
SB
SB
R
G2
D4
D5

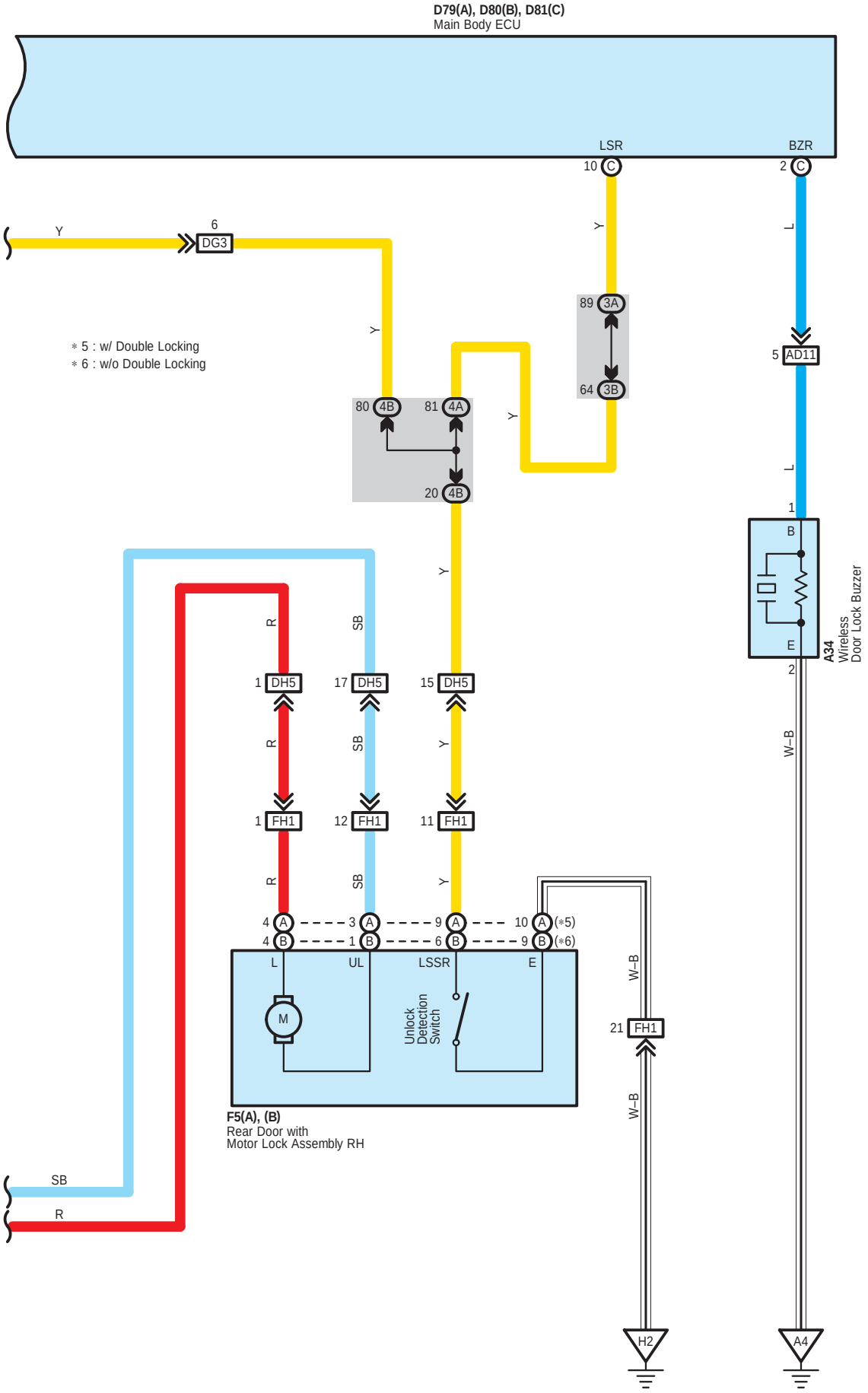
D79(A), D80(B), D81(C)
Main Body ECU
LSR
BZR
10 C
2 C
Y
6
DG3
L
89 3A
64 3B
5 AD11
∗5 : w/ Double Locking
∗6 : w/o Double Locking
80 4B
81 4A
20 4B
1
B
E
A34
Wireless
Door Lock Buzzer
2
W–B
R
SB
1 DH5
17 DH5
15 DH5
1 FH1
12 FH1
11 FH1
4 A
4 B
3 A
1 B
9 A
6 B
10 A (∗5)
9 B (∗6)
L
UL
LSSR
E
M
Unlock
Detection
Switch
21 FH1
F5(A), (B)
Rear Door with
Motor Lock Assembly RH
H2
A4

A 3
Black

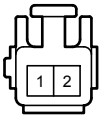

A 34
Gray



A 80
White

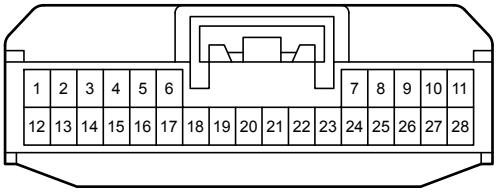

A 83
Black

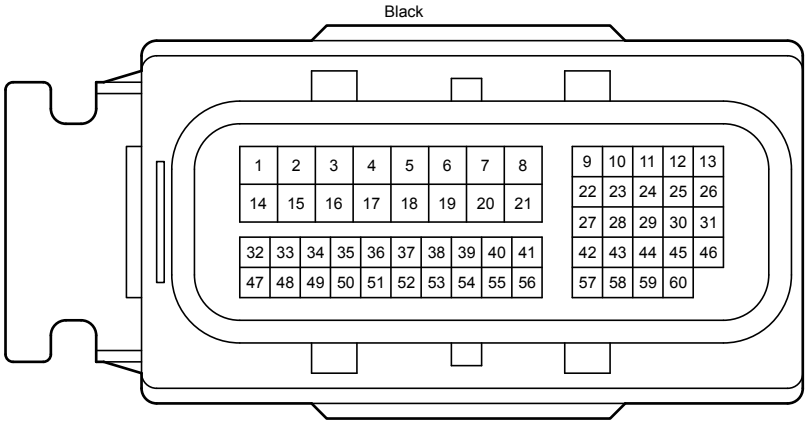

A 84
Black

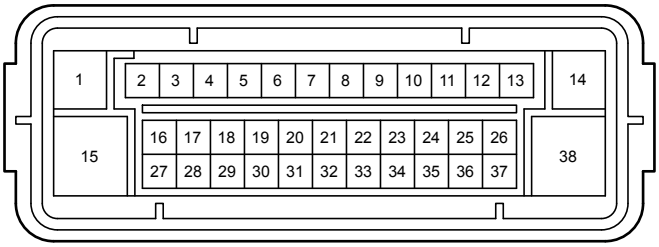

B 97

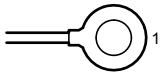

D 26
White

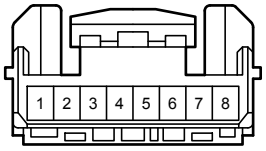

D 54
White

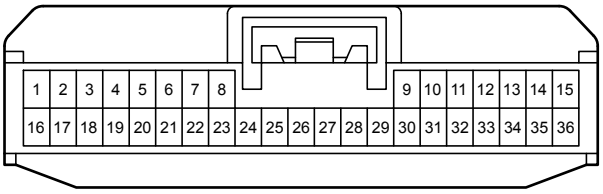

D 55
White

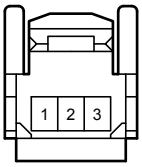

D 56
Black

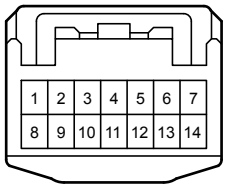

D 57
Black

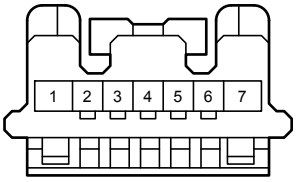

D 59
White

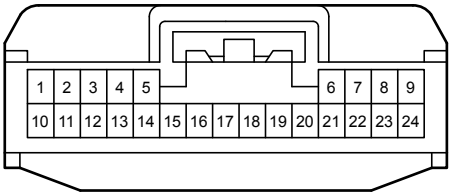

D 66
Black

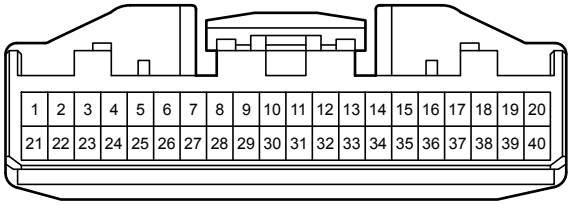

D 79
White

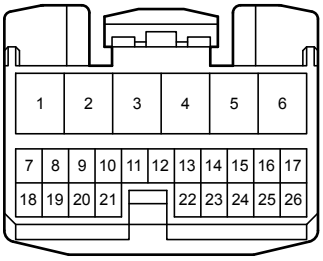

D 80
White

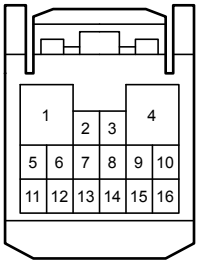

D 81
White

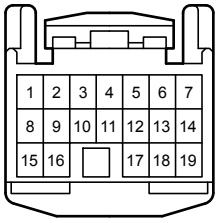

D 91
White

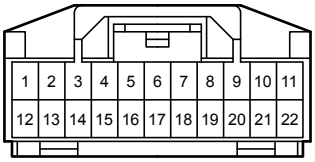

D111
Gray

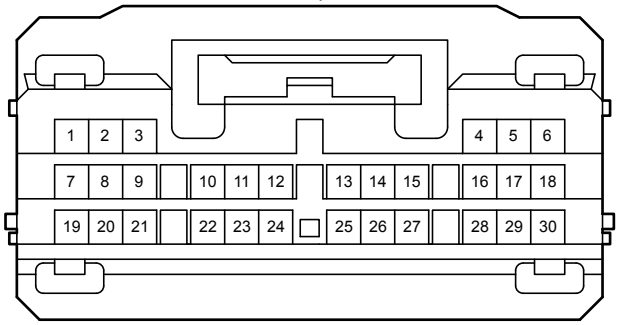

D113
Gray

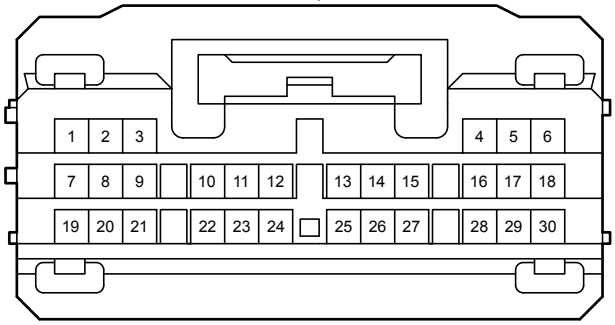

D114
White



D115
White



D138
Gray

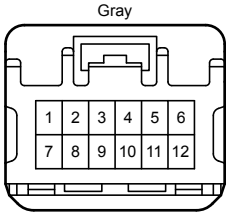

D139
Black

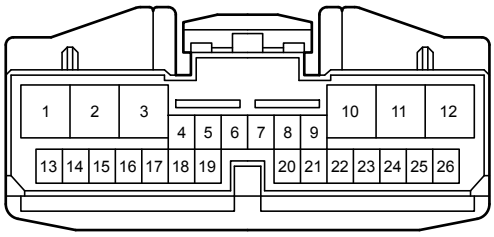

D142
Black

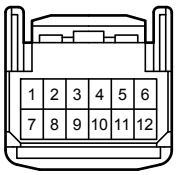

D147
White

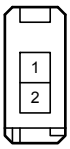

D148
White

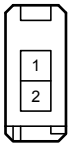

D150
White

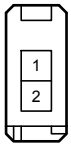

D154
White

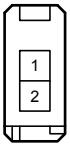

D158
White

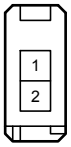

D160
White

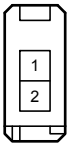

D161
White

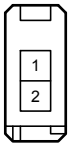

D164
White

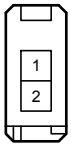

E 5
White

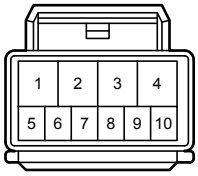

E 7
Gray



E 16
White

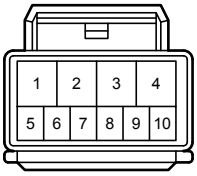

E 17
Gray



F 5
White

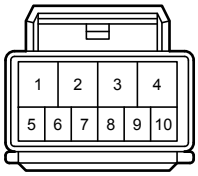

F 10
White

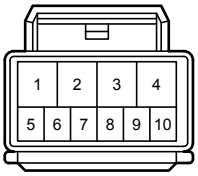

G 1
White

G 3
White

G 27
White

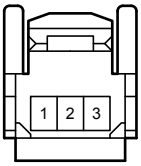

G 33
Black



G 34
White

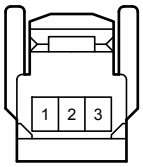

G 55
White

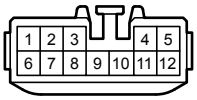

G 56
White

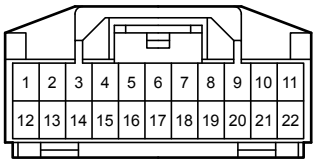

G 71
White

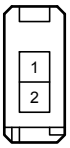

G 72
White

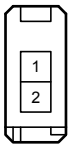

H 1
White

H 3
White

H 16
White

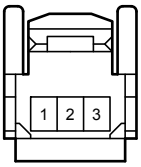

H 19
White

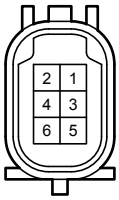

H 24
Blue

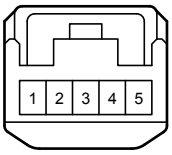

M 5
White

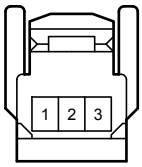

M 6
Black

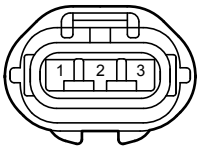

R 3

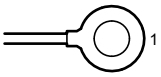

3A
White

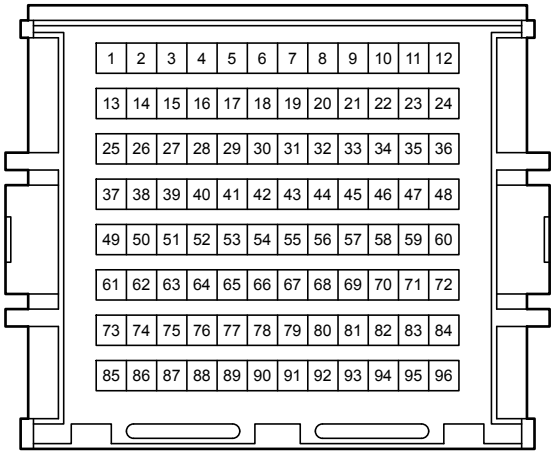

3B
White

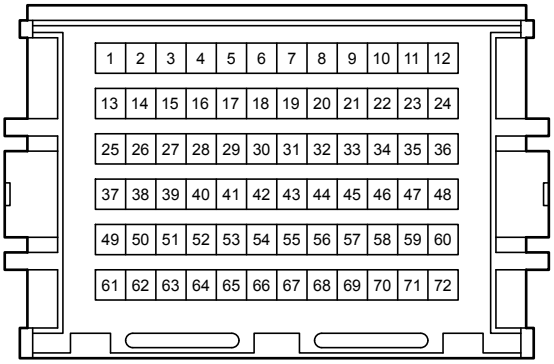

3C
White

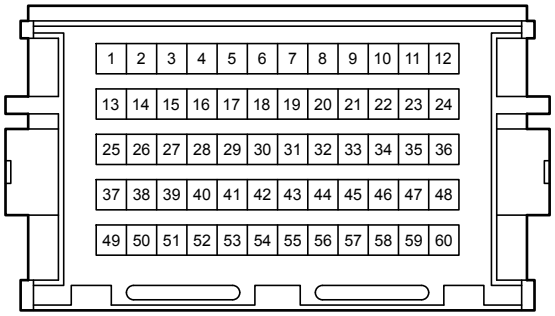

4A
White

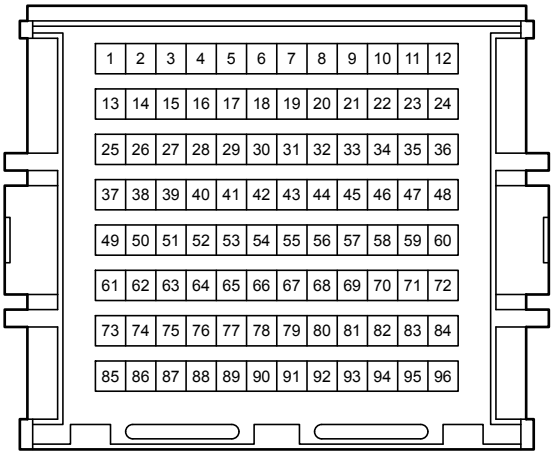

4B
White

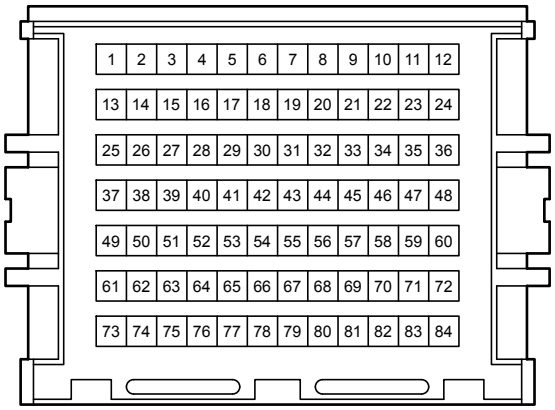

DA
White

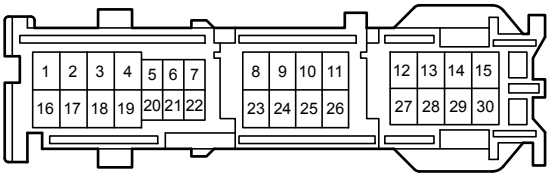

DC
White

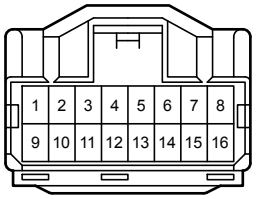

DE
White

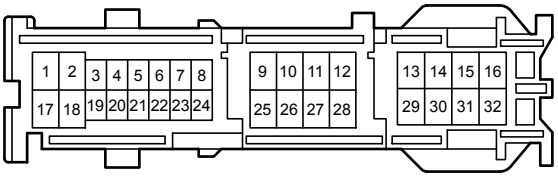

DH
White

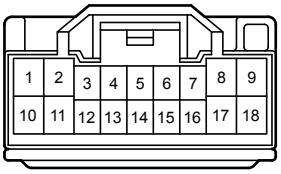

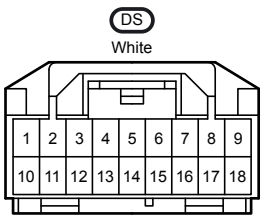
DS
White
1 2 3 4 5 6 7 8 9
10 11 12 13 14 15 16 17 18

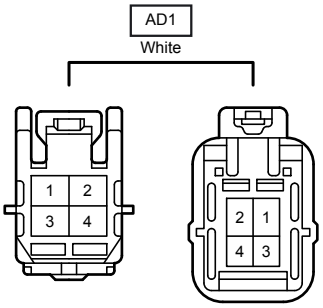
AD1
White
1 2
3 4
2 1
4 3

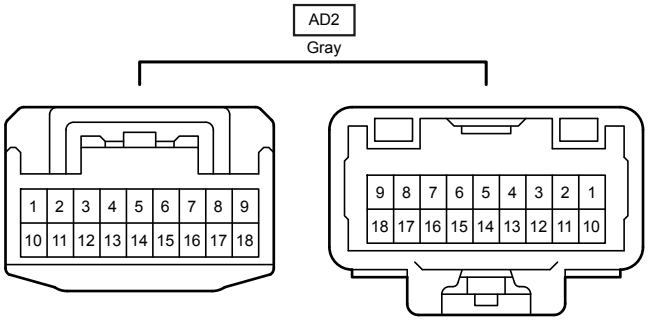
AD2
Gray
1 2 3 4 5 6 7 8 9
10 11 12 13 14 15 16 17 18
9 8 7 6 5 4 3 2 1
18 17 16 15 14 13 12 11 10

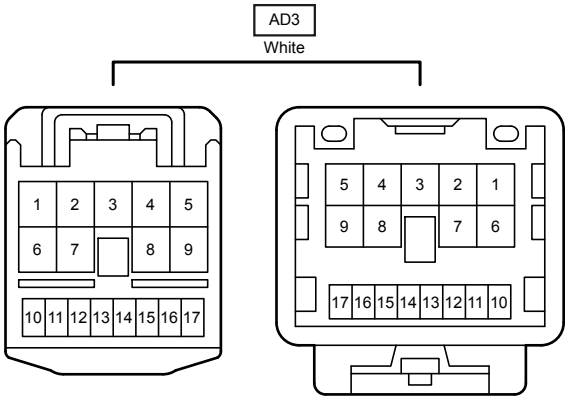
AD3
White
1 2 3 4 5
6 7 8 9
10 11 12 13 14 15 16 17
5 4 3 2 1
9 8 7 6
17 16 15 14 13 12 11 10

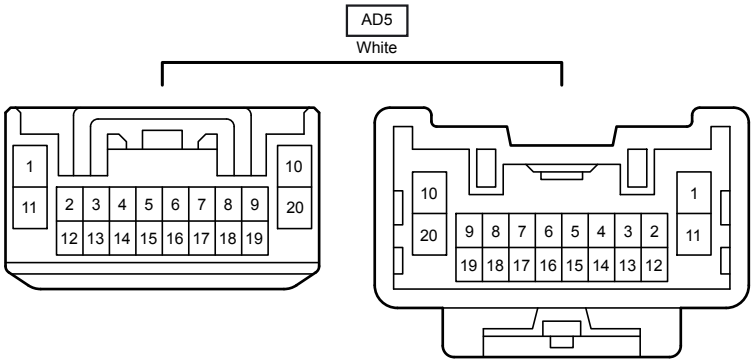
AD5
White
1
11
2 3 4 5 6 7 8 9
12 13 14 15 16 17 18 19
10
20
10
20
9 8 7 6 5 4 3 2
19 18 17 16 15 14 13 12
1
11

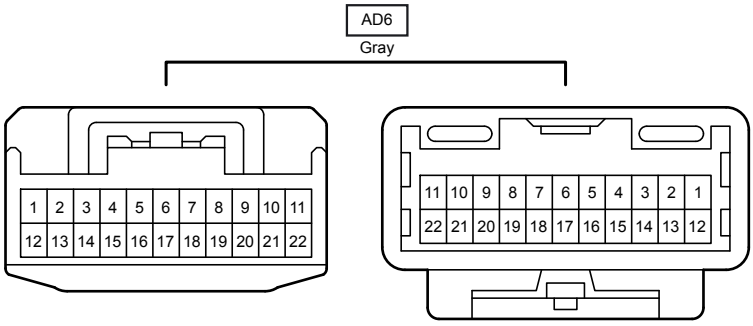
AD6
Gray
1 2 3 4 5 6 7 8 9 10 11
12 13 14 15 16 17 18 19 20 21 22
11 10 9 8 7 6 5 4 3 2 1
22 21 20 19 18 17 16 15 14 13 12

AD9
White

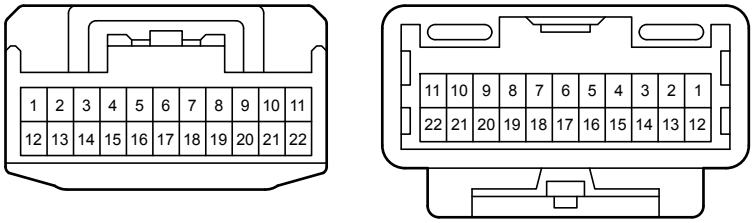

AD11
Blue White

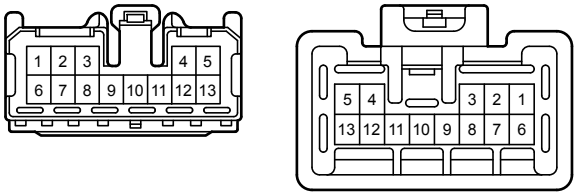

BA6
Black

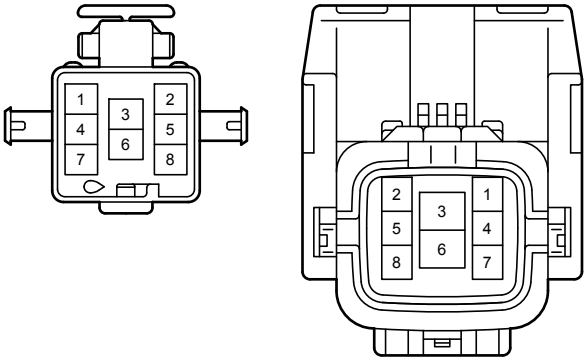

DG3
White

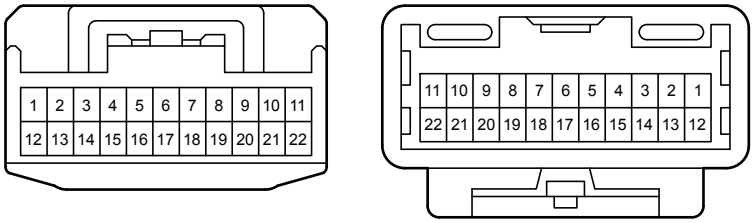

DG4
White

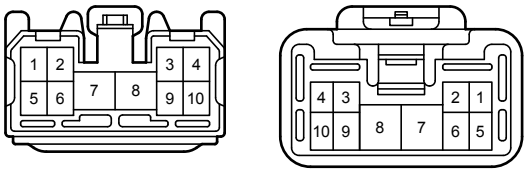

DG5
White

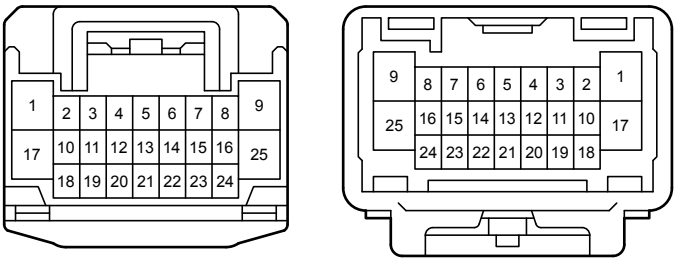

DH2
White

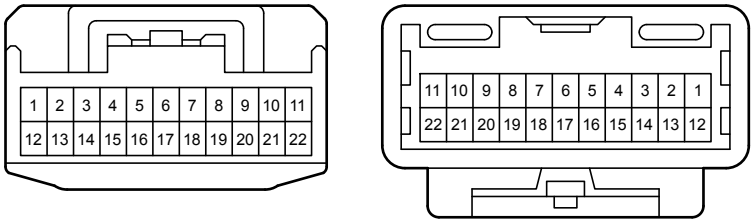

DH5
White

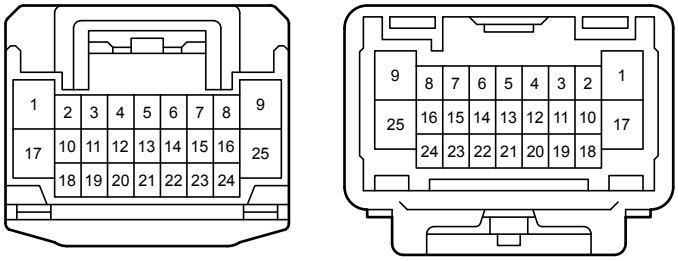

ED2
White

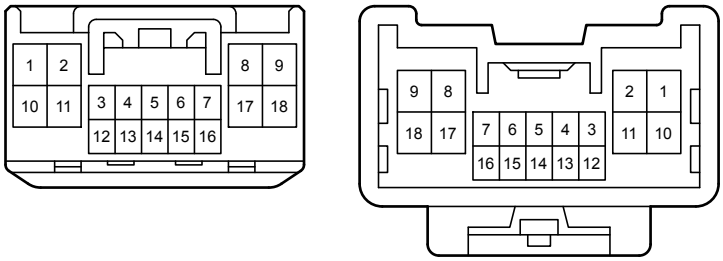

ED3
White

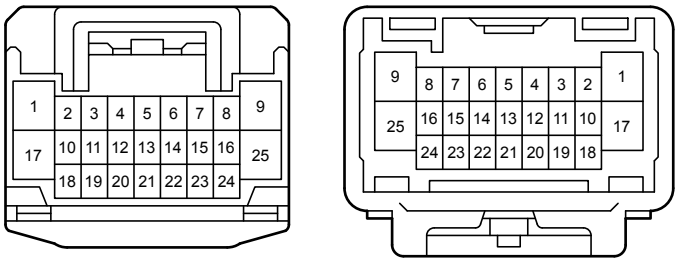

ED5
White

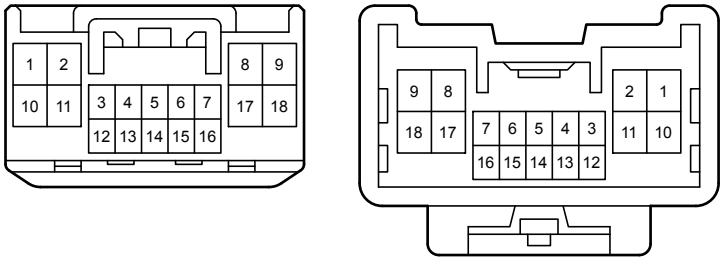

ED6
White

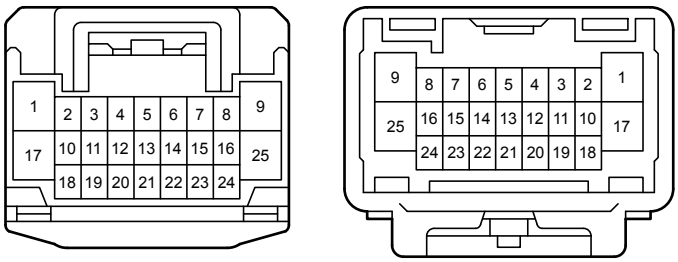

ED7
White

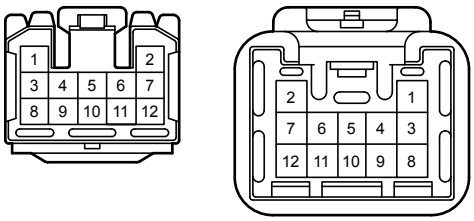

ED8
White

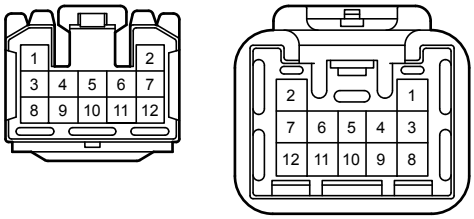

FG1
White

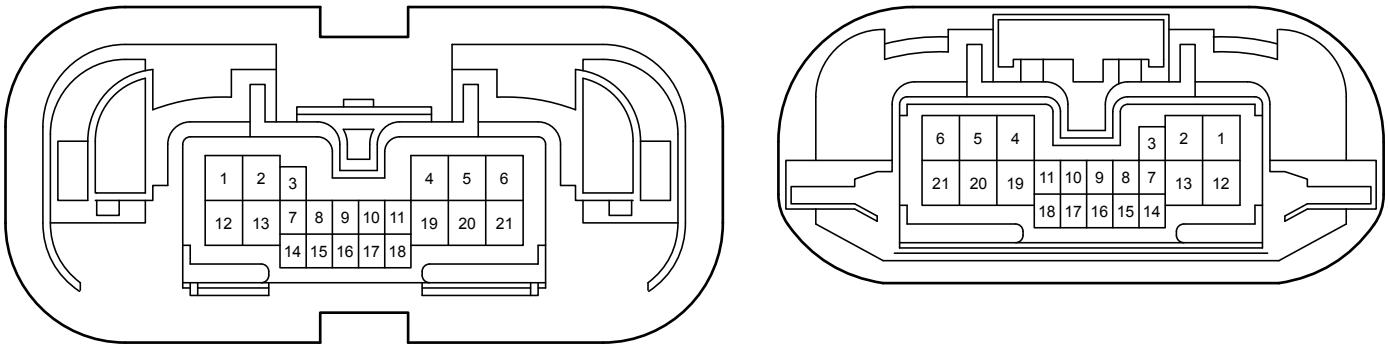

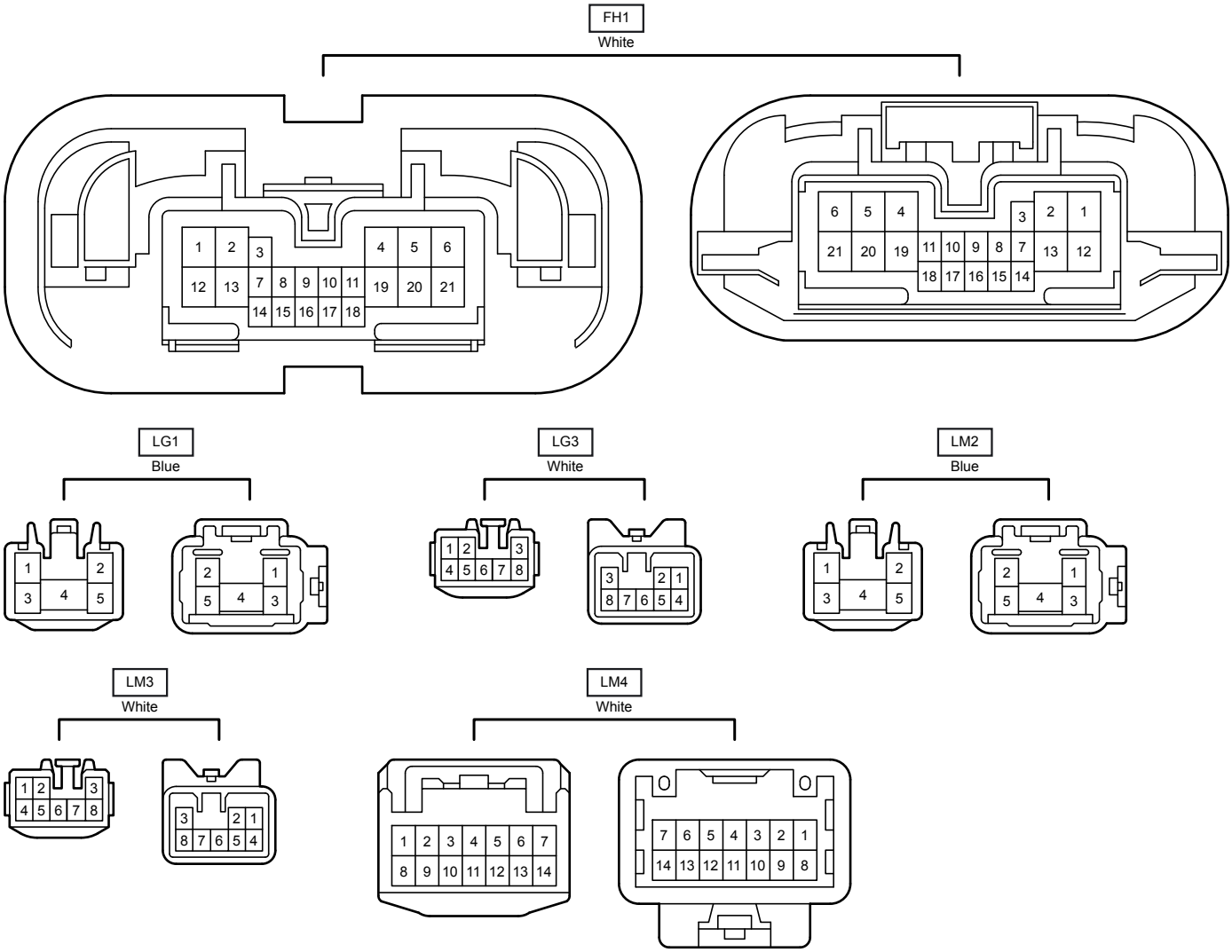
FH1
White
LG1
Blue
LG3
White
LM2
Blue
LM3
White
LM4
White