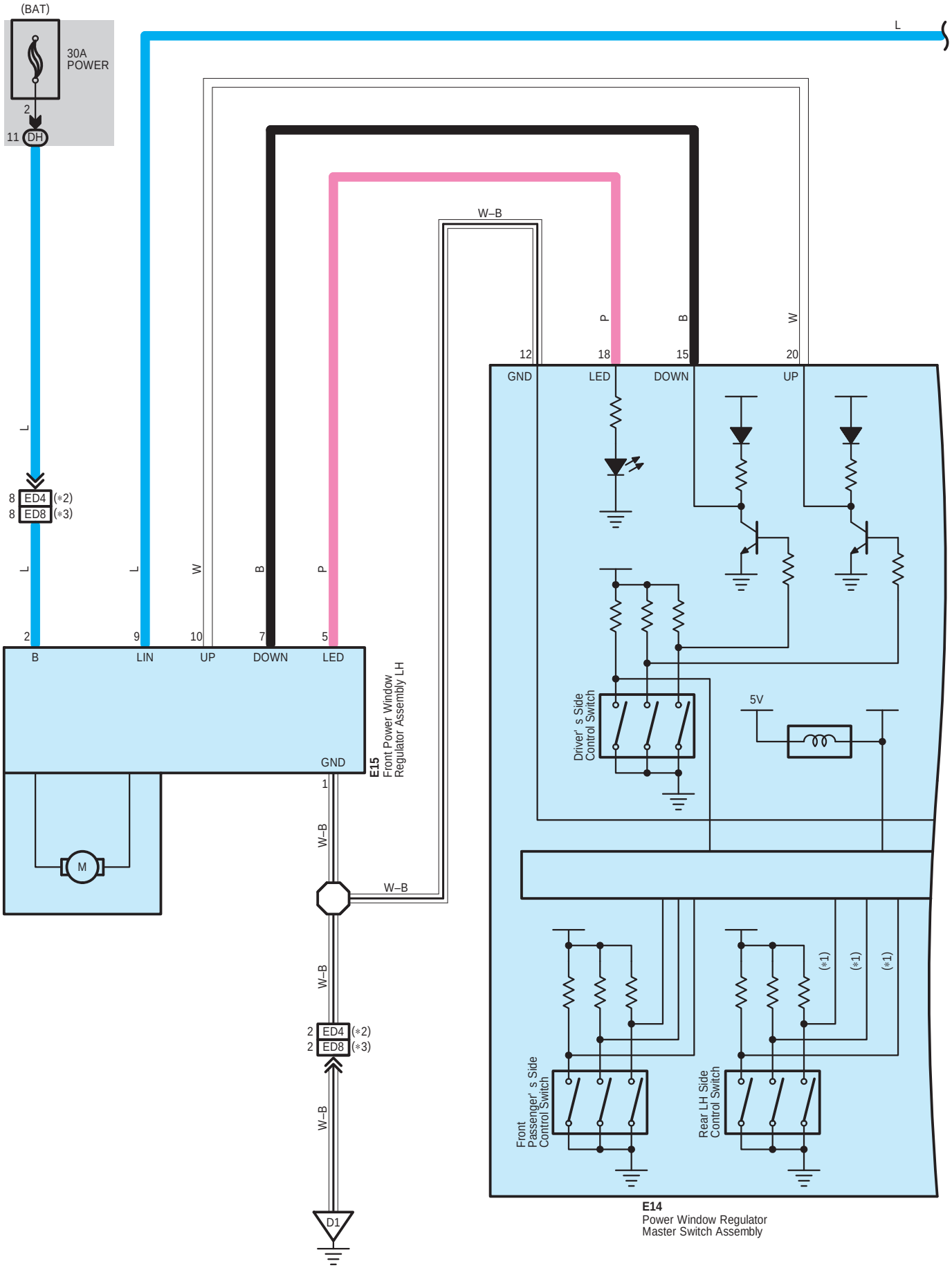
(BAT)
30A
POWER
2
11 DH
L
8 ED4 (*2)
8 ED8 (*3)
L
L
W
B
P
2
9
10
7
5
B
LIN
UP
DOWN
LED
GND
E15
Front Power Window
Regulator Assembly LH
M
1
W–B
W–B
W–B
W–B
2 ED4 (*2)
2 ED8 (*3)
W–B
D1
W–B
P
B
W
12
18
15
20
GND
LED
DOWN
UP
Driver' s Side
Control Switch
5V
(*1)
(*1)
(*1)
Front
Passenger' s Side
Control Switch
Rear LH Side
Control Switch
E14
Power Window Regulator
Master Switch Assembly

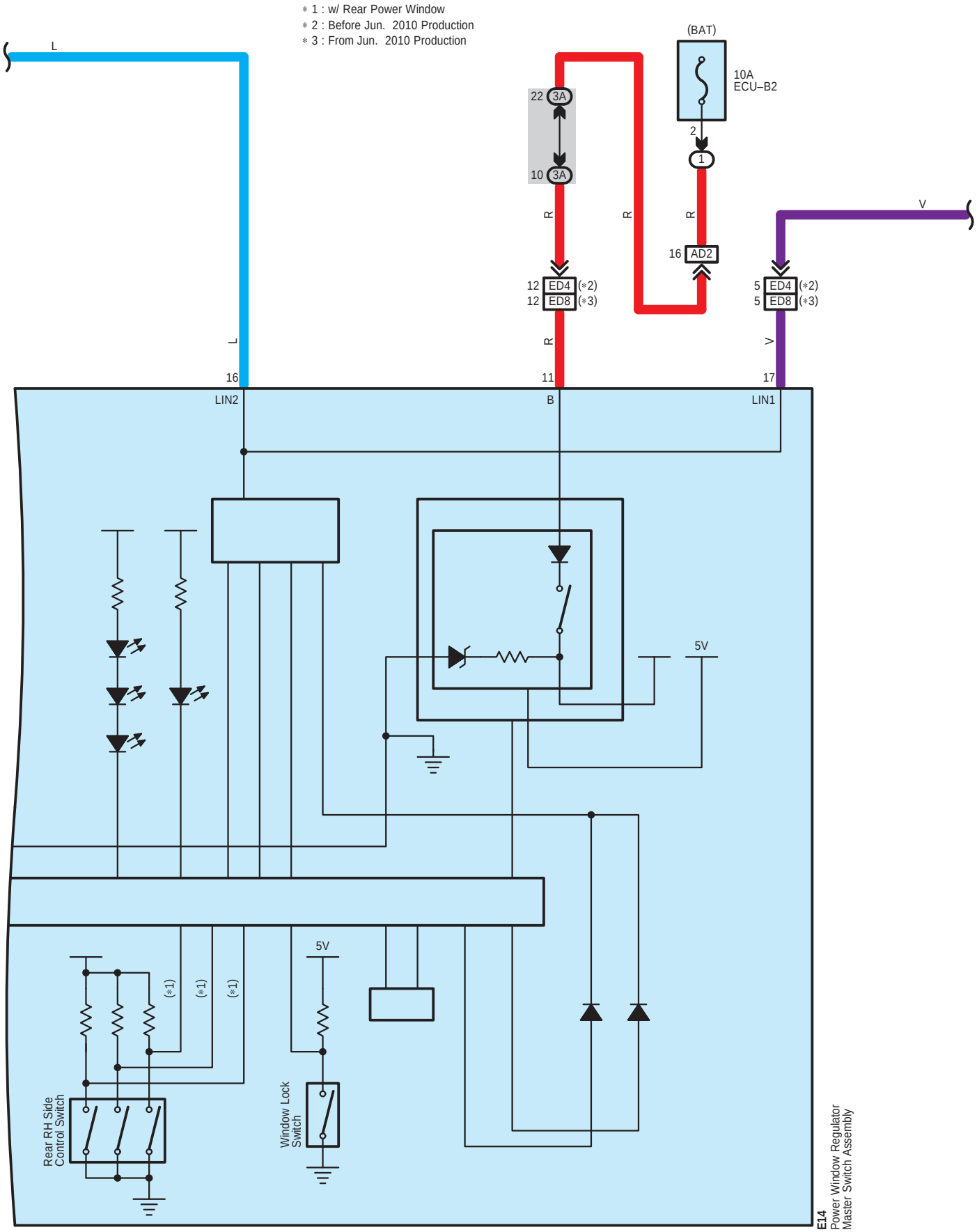
∗ 1 : w/ Rear Power Window
∗ 2 : Before Jun. 2010 Production
∗ 3 : From Jun. 2010 Production
(BAT)
10A
ECU–B2
22 3A
10 3A
2
1
L
R
R
R
V
16 AD2
12 ED4 (∗2)
12 ED8 (∗3)
5 ED4 (∗2)
5 ED8 (∗3)
L
R
V
16
11
17
LIN2
B
LIN1
5V
5V
(∗1)
(∗1)
(∗1)
Rear RH Side
Control Switch
Window Lock
Switch
E14
Power Window Regulator
Master Switch Assembly

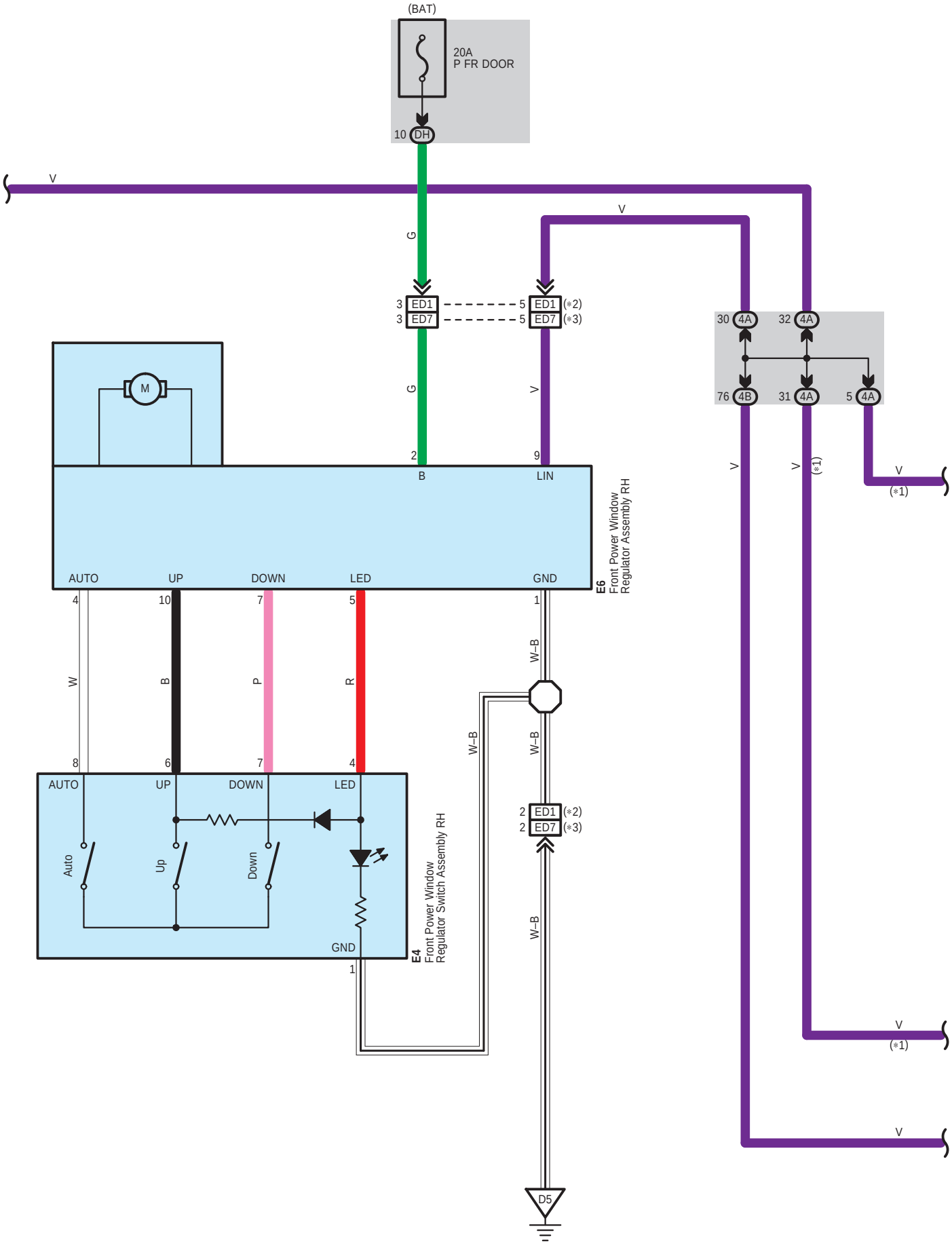
(BAT)
20A
P FR DOOR
10 DH
V
G
3 ED1
3 ED7
5 ED1 (*2)
5 ED7 (*3)
30 4A
32 4A
76 4B
31 4A
5 4A
M
2
9
B
LIN
AUTO
UP
DOWN
LED
GND
E6
Front Power Window
Regulator Assembly RH
4
10
7
5
1
W
B
P
R
W–B
8
6
7
4
2 ED1 (*2)
2 ED7 (*3)
Auto
Up
Down
E4
Front Power Window
Regulator Switch Assembly RH
(*1)
D5

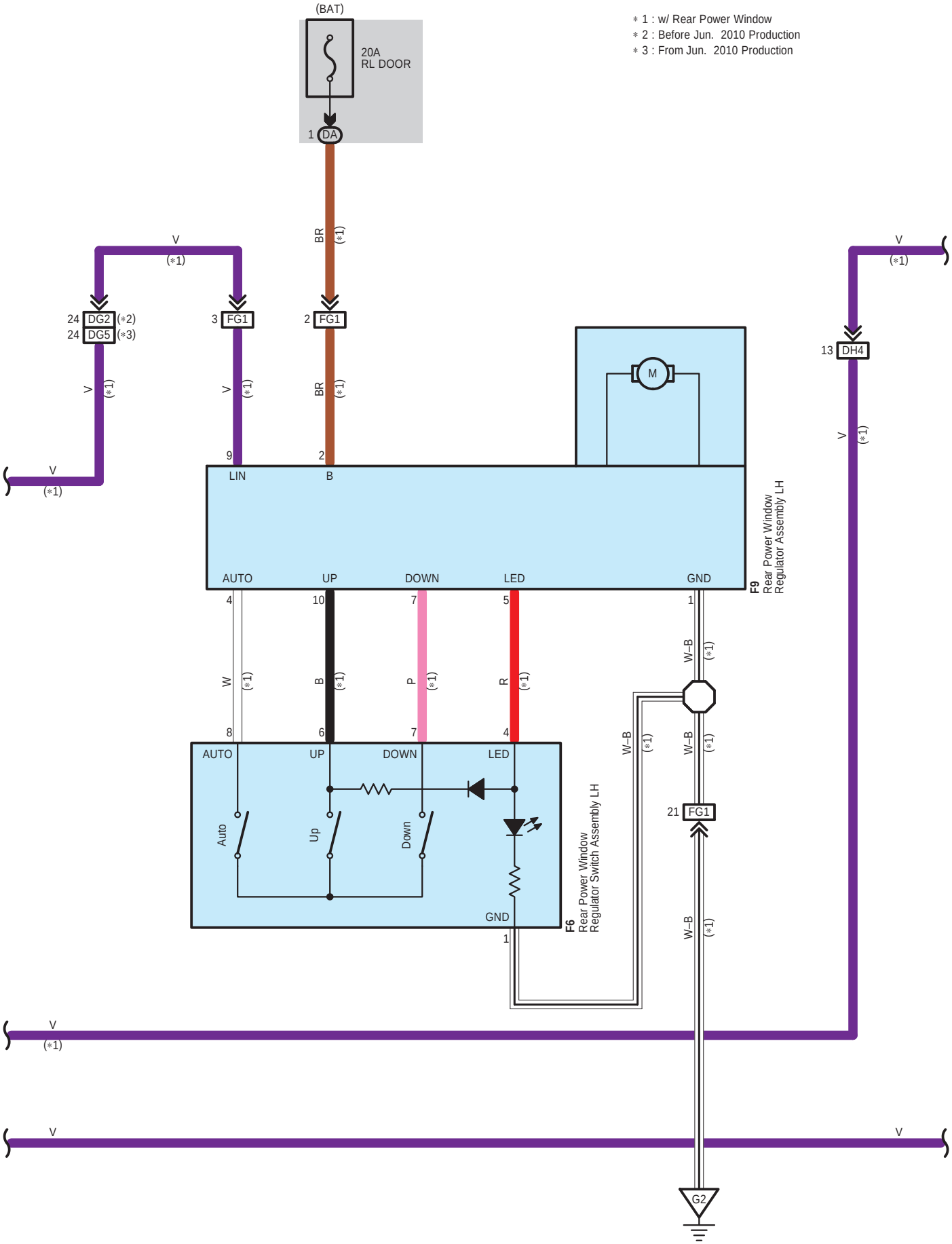
(BAT)
20A
RL DOOR
1 DA
∗1 : w/ Rear Power Window
∗2 : Before Jun. 2010 Production
∗3 : From Jun. 2010 Production
BR (∗1)
V (∗1)
24 DG2 (∗2)
24 DG5 (∗3)
3 FG1
2 FG1
13 DH4
M
9 LIN
2 B
AUTO
UP
DOWN
LED
GND
F9
Rear Power Window
Regulator Assembly LH
4 W
10 B
7 P
5 R
1 W–B
8 AUTO
6 UP
7 DOWN
4 LED
Auto
Up
Down
GND
1
F6
Rear Power Window
Regulator Switch Assembly LH
21 FG1
G2

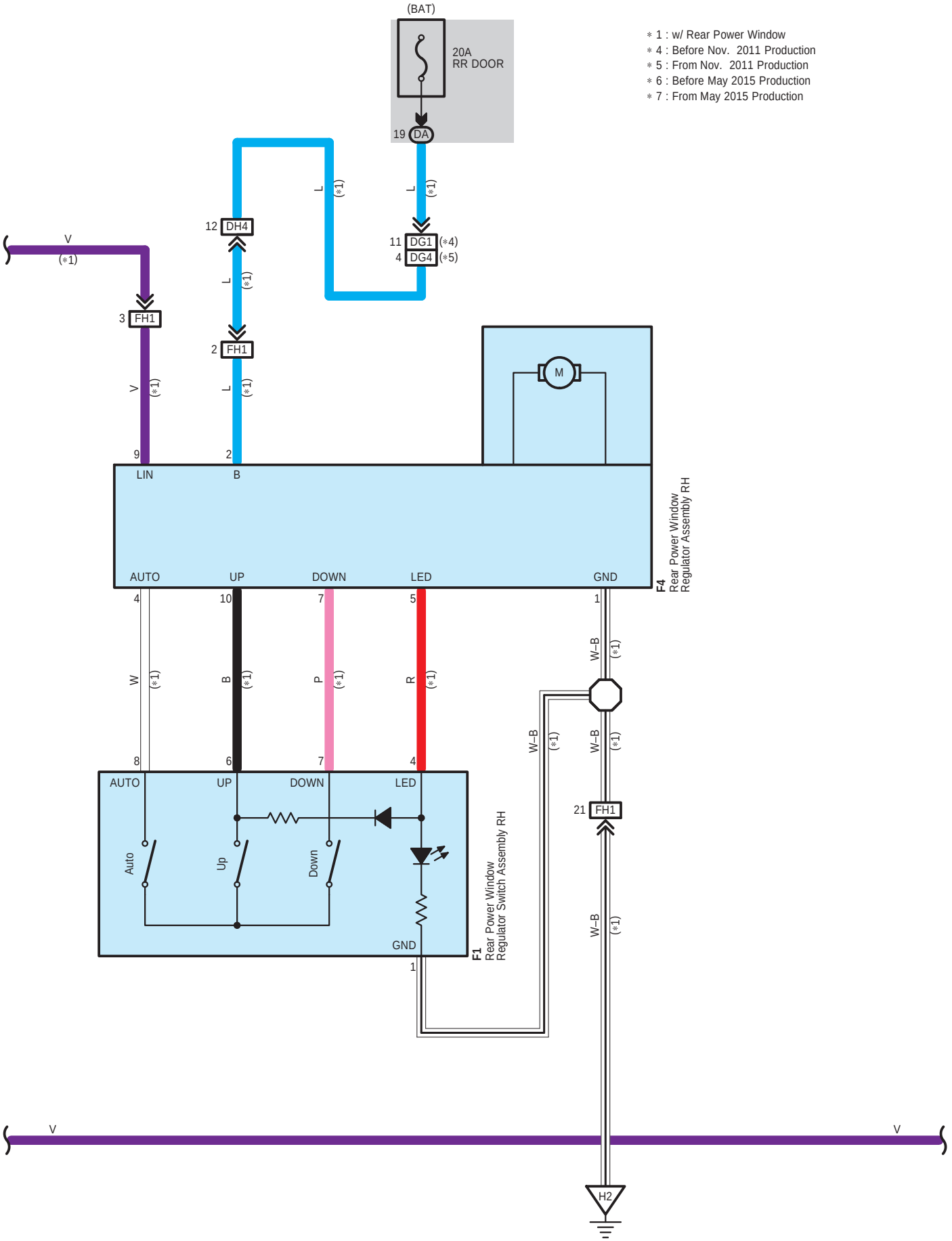
(BAT)
20A
RR DOOR
19 DA
∗1 : w/ Rear Power Window
∗4 : Before Nov. 2011 Production
∗5 : From Nov. 2011 Production
∗6 : Before May 2015 Production
∗7 : From May 2015 Production
12 DH4
11 DG1 (∗4)
4 DG4 (∗5)
V (∗1)
3 FH1
2 FH1
L (∗1)
V (∗1)
9
2
LIN
B
M
AUTO
UP
DOWN
LED
GND
F4
Rear Power Window
Regulator Assembly RH
4
10
7
5
1
W
B
P
R
W–B
8
6
7
4
21 FH1
Auto
Up
Down
GND
1
F1
Rear Power Window
Regulator Switch Assembly RH
V
V
H2

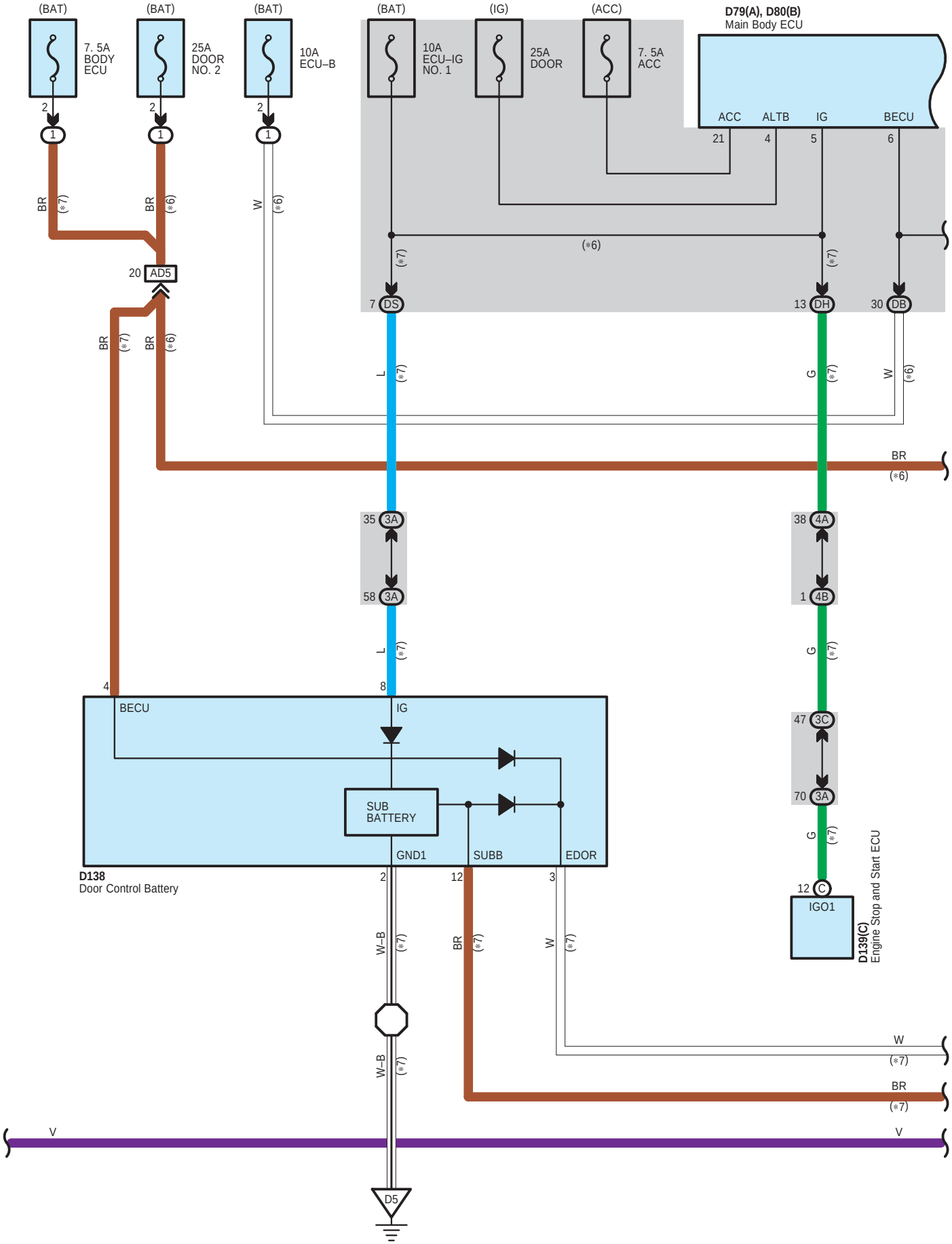
(BAT)
7. 5A
BODY
ECU
(BAT)
25A
DOOR
NO. 2
(BAT)
10A
ECU–B
(BAT)
10A
ECU–IG
NO. 1
(IG)
25A
DOOR
(ACC)
7. 5A
ACC
D79(A), D80(B)
Main Body ECU
ACC
ALTB
IG
BECU
21
4
5
6
BR
(*7)
BR
(*6)
W
(*6)
(*6)
(*7)
(*7)
20
AD5
7
DS
13
DH
30
DB
BR
(*7)
BR
(*6)
L
(*7)
G
(*7)
W
(*6)
BR
(*6)
35
3A
58
3A
38
4A
1
4B
L
(*7)
G
(*7)
4
8
BECU
IG
SUB
BATTERY
GND1
SUBB
EDOR
47
3C
70
3A
G
(*7)
D138
Door Control Battery
2
12
3
12
C
IGO1
D139(C)
Engine Stop and Start ECU
W–B
(*7)
BR
(*7)
W
(*7)
W–B
(*7)
W
(*7)
BR
(*7)
V
V
D5

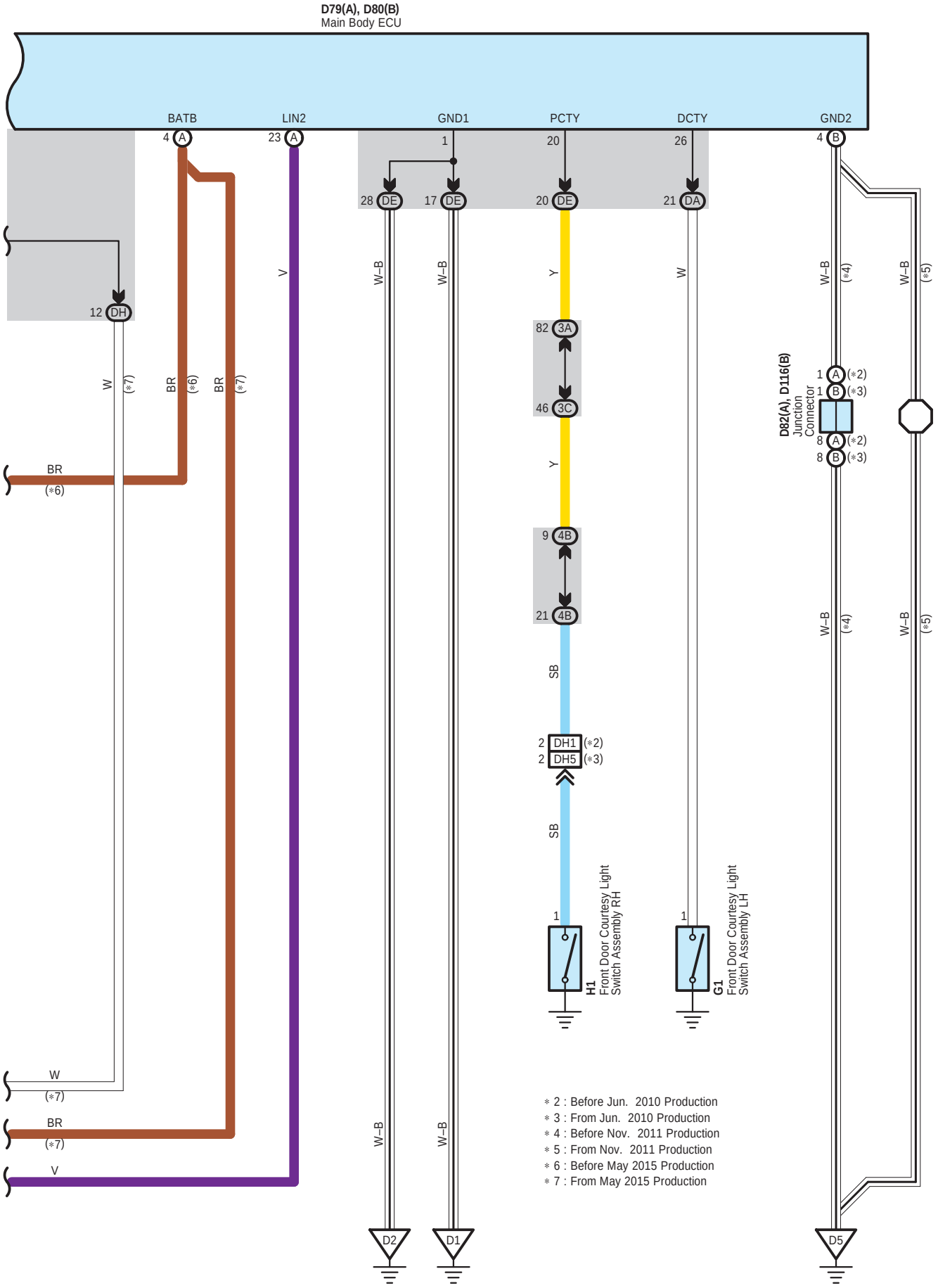
D79(A), D80(B)
Main Body ECU
BATB
LIN2
GND1
PCTY
DCTY
GND2
4 A
23 A
1
20
26
4 B
28 DE
17 DE
20 DE
21 DA
12 DH
W
(*7)
BR
(*6)
BR
(*7)
V
W–B
W–B
Y
W
W–B
(*4)
W–B
(*5)
82 3A
46 3C
Y
9 4B
21 4B
SB
2 DH1 (*2)
2 DH5 (*3)
SB
1
H1
Front Door Courtesy Light
Switch Assembly RH
1
G1
Front Door Courtesy Light
Switch Assembly LH
D82(A), D116(B)
Junction
Connector
1 A (*2)
1 B (*3)
8 A (*2)
8 B (*3)
W–B
(*4)
W–B
(*5)
BR
(*6)
W
(*7)
BR
(*7)
V
W–B
W–B
D2
D1
D5
* 2 : Before Jun. 2010 Production
* 3 : From Jun. 2010 Production
* 4 : Before Nov. 2011 Production
* 5 : From Nov. 2011 Production
* 6 : Before May 2015 Production
* 7 : From May 2015 Production

D 79
White

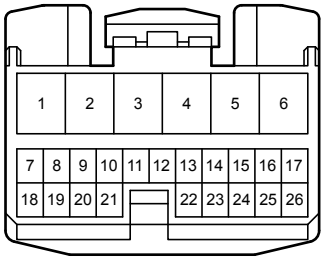

D 80
White

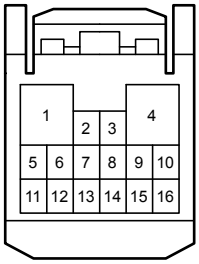

D 82
Black

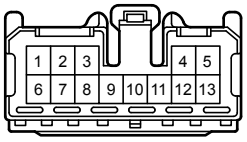

D116
White

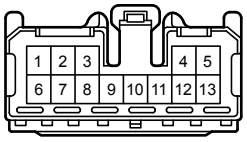

D138
Gray

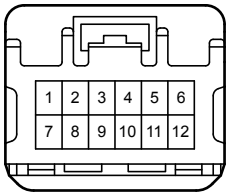

D139
Black

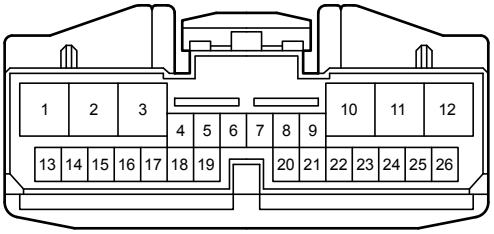

E 4
Black

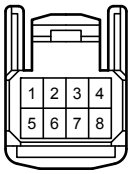

E 6
White

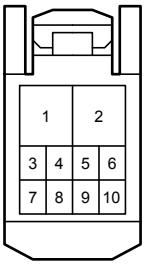

E 14
Black

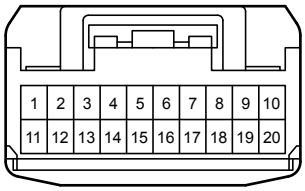

E 15
White

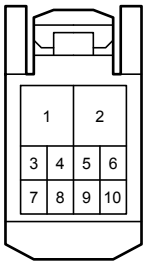

F 1
Black

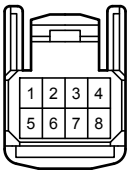

F 4
White

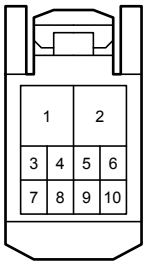

F 6
Black

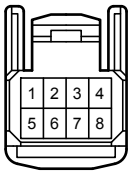

F 9
White

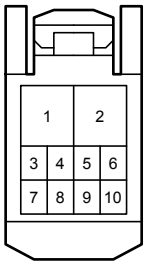

G 1
White

H 1
White

3A
White

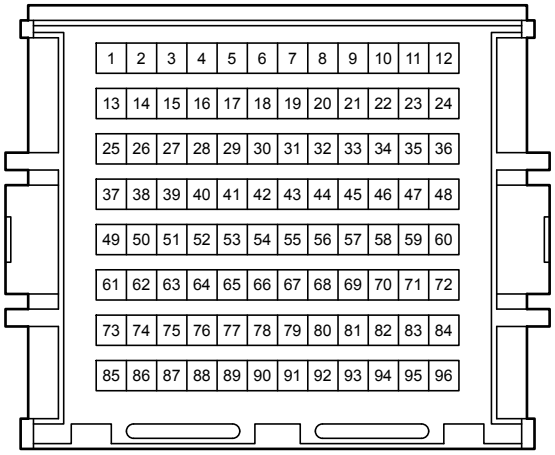

3C
White

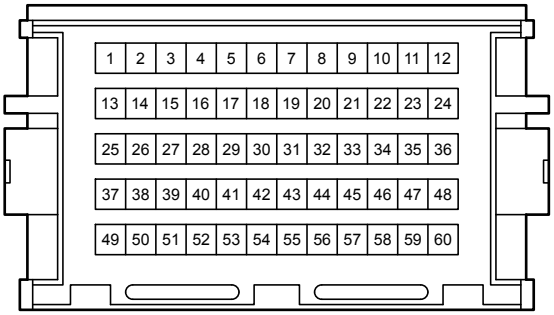

4A
White

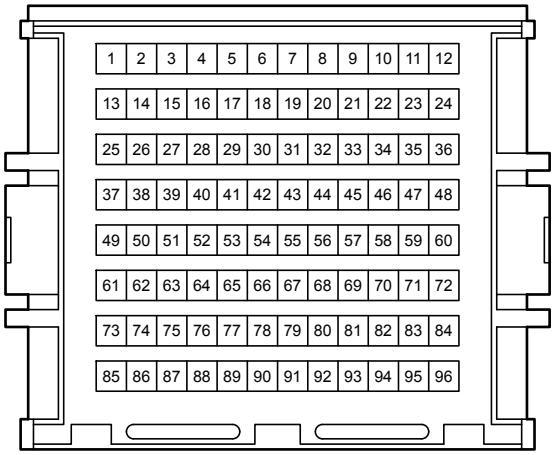

4B
White

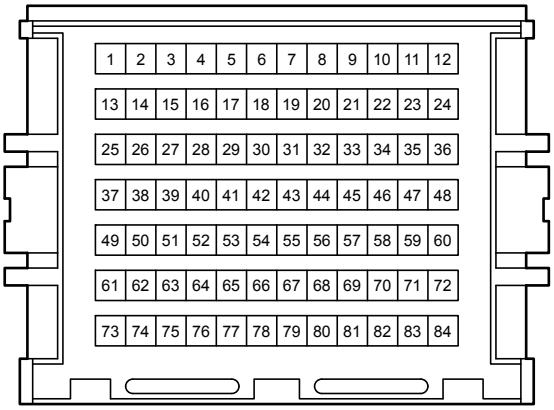

DA
White

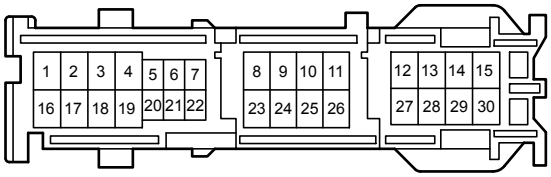

DB
White

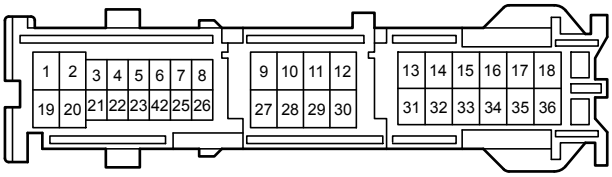

DE
White

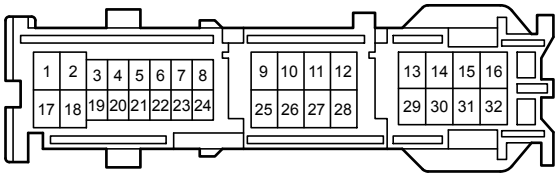

DH
White

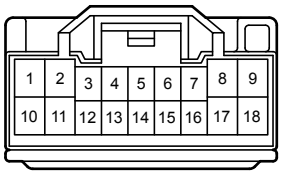

DS
White

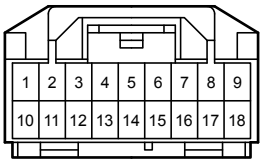

AD2
Gray

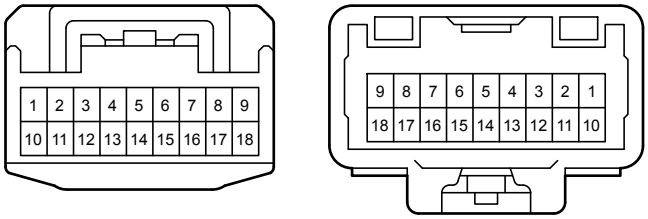

AD5
White

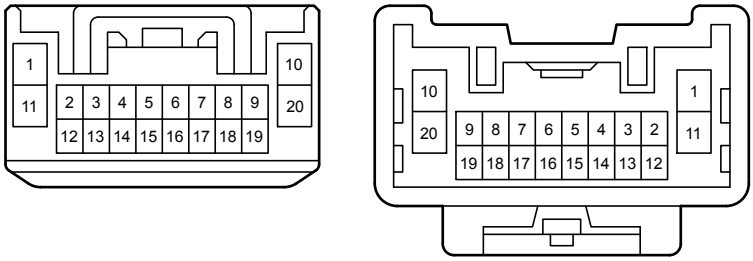

DG1
White

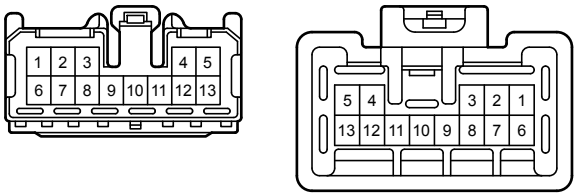

DG2
Gray

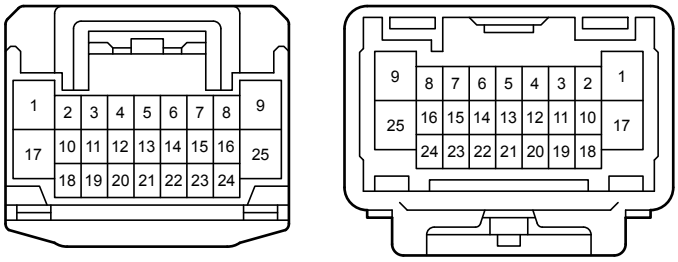

DG4
White

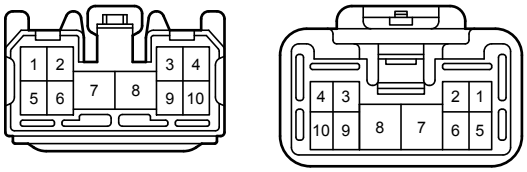

DG5
White

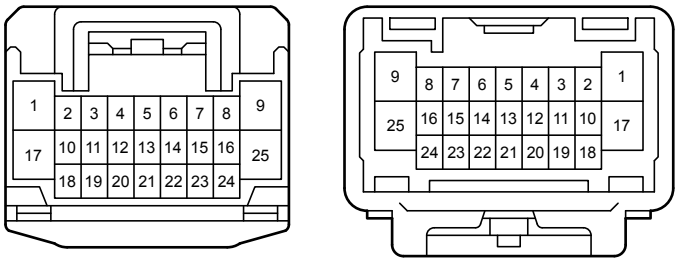

DH1
Gray

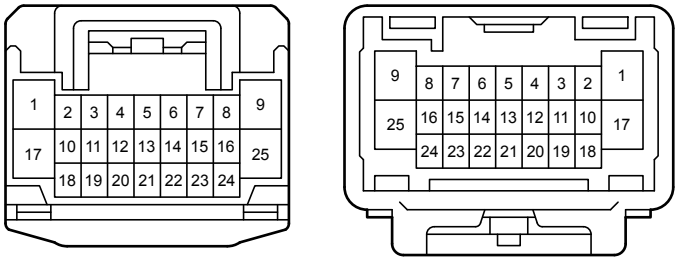

DH4
White

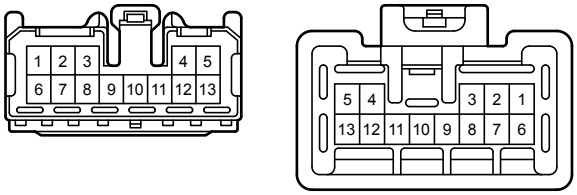

DH5
White

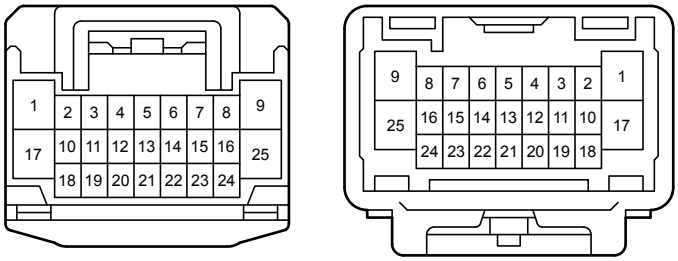

ED1
Blue

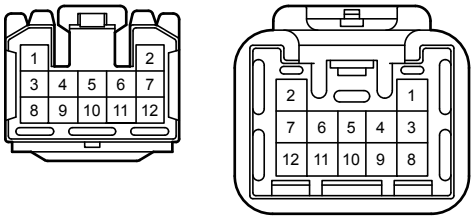

ED4
Blue

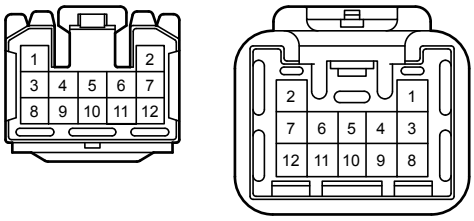

ED7
White

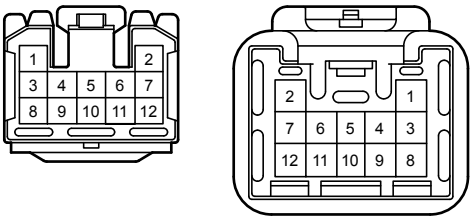

ED8
White

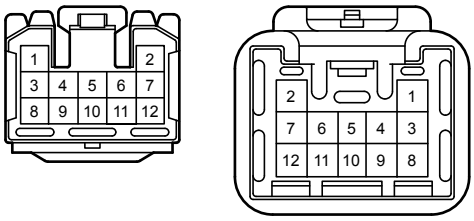

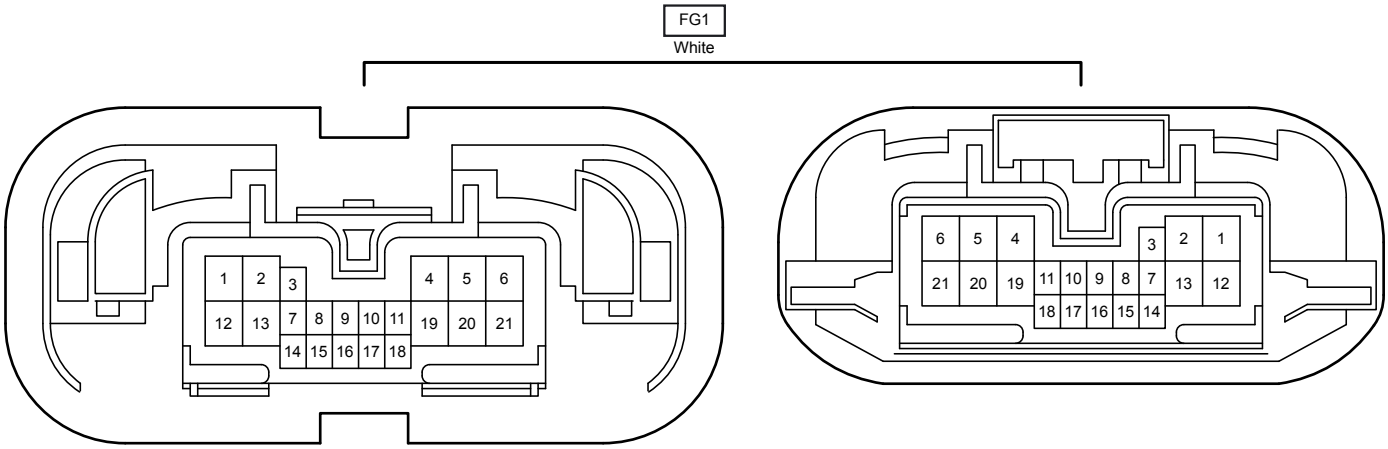
FG1
White
1 2 3 4 5 6
12 13 7 8 9 10 11 19 20 21
14 15 16 17 18
6 5 4 3 2 1
21 20 19 11 10 9 8 7 13 12
18 17 16 15 14

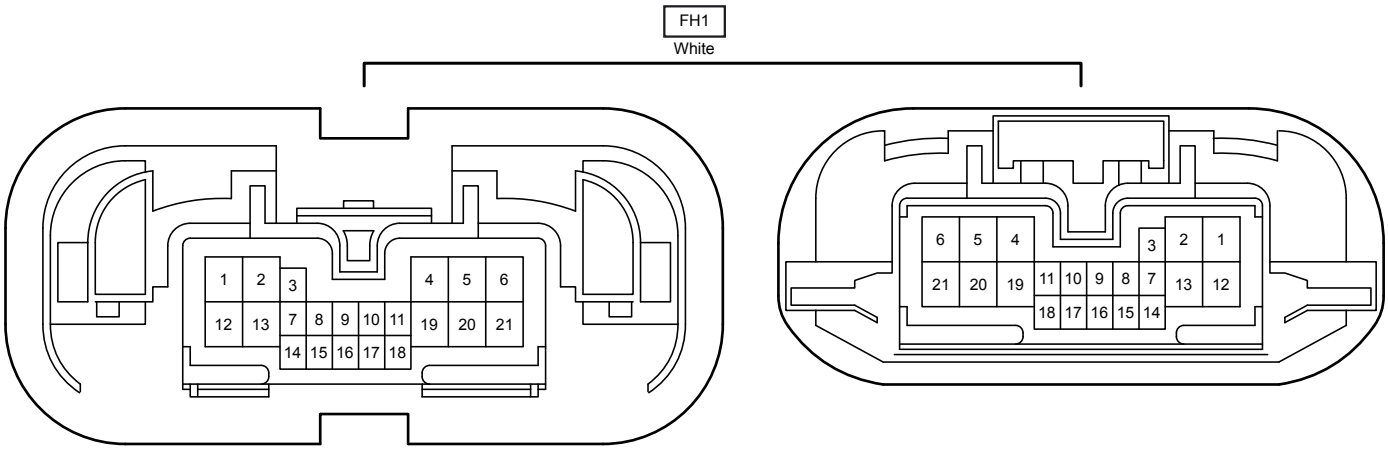
FH1
White
1 2 3 4 5 6
12 13 7 8 9 10 11 19 20 21
14 15 16 17 18
6 5 4 3 2 1
21 20 19 11 10 9 8 7 13 12
18 17 16 15 14