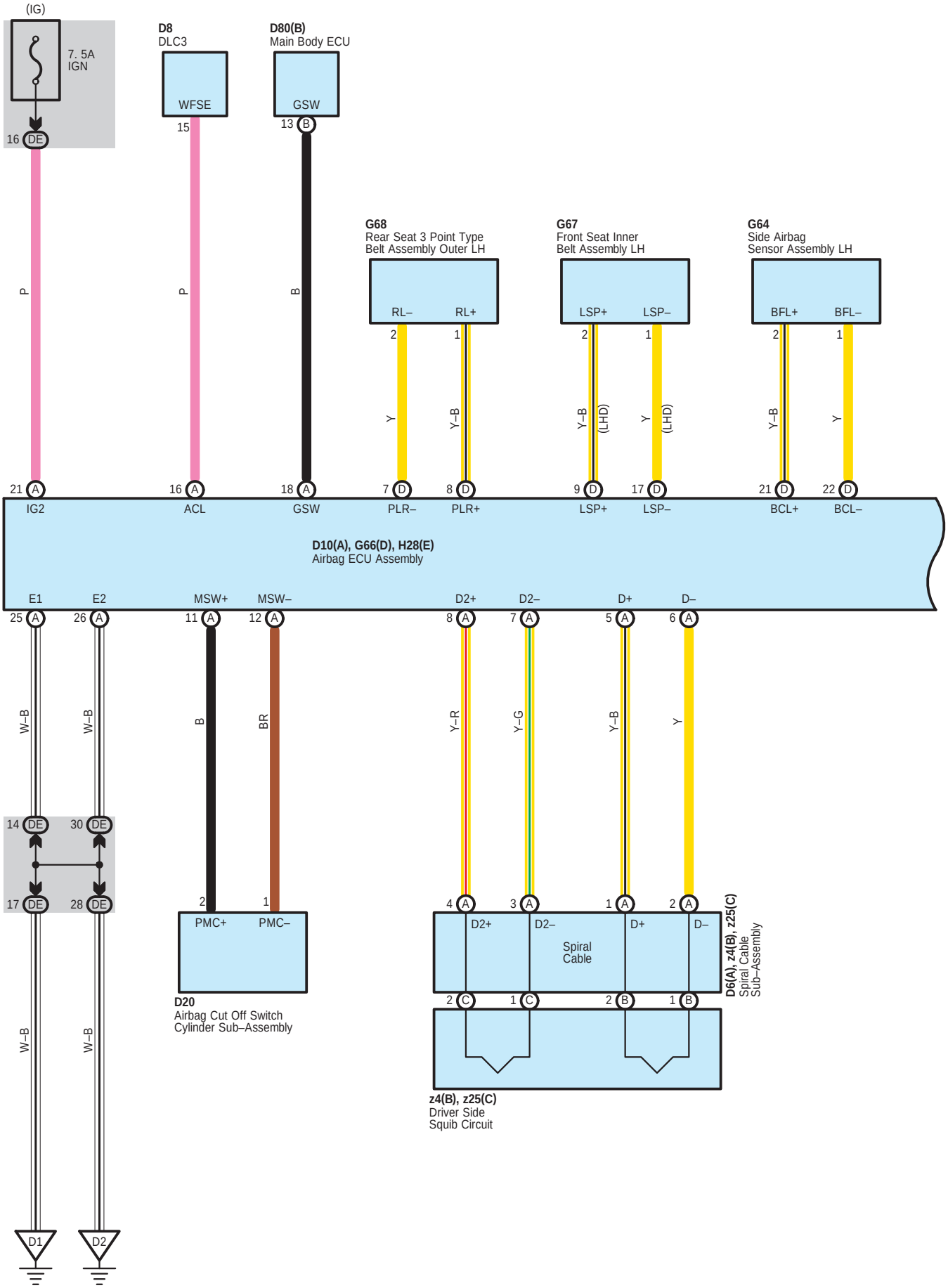
(IG)
7. 5A
IGN
16 DE
D8
DLC3
WFSE
15
D80(B)
Main Body ECU
GSW
13 B
P
P
B
G68
Rear Seat 3 Point Type
Belt Assembly Outer LH
RL–
RL+
2
1
Y
Y–B
G67
Front Seat Inner
Belt Assembly LH
LSP+
LSP–
2
1
Y–B
(LHD)
Y
(LHD)
G64
Side Airbag
Sensor Assembly LH
BFL+
BFL–
2
1
Y–B
Y
21 A
IG2
16 A
ACL
18 A
GSW
7 D
PLR–
8 D
PLR+
9 D
LSP+
17 D
LSP–
21 D
BCL+
22 D
BCL–
D10(A), G66(D), H28(E)
Airbag ECU Assembly
E1
E2
MSW+
MSW–
D2+
D2–
D+
D–
25 A
26 A
11 A
12 A
8 A
7 A
5 A
6 A
W–B
W–B
B
BR
Y–R
Y–G
Y–B
Y
14 DE
30 DE
17 DE
28 DE
2
1
PMC+
PMC–
D20
Airbag Cut Off Switch
Cylinder Sub–Assembly
4 A
3 A
1 A
2 A
D2+
D2–
D+
D–
Spiral
Cable
D6(A), z4(B), z25(C)
Spiral Cable
Sub–Assembly
2 C
1 C
2 B
1 B
z4(B), z25(C)
Driver Side
Squib Circuit
W–B
W–B
D1
D2

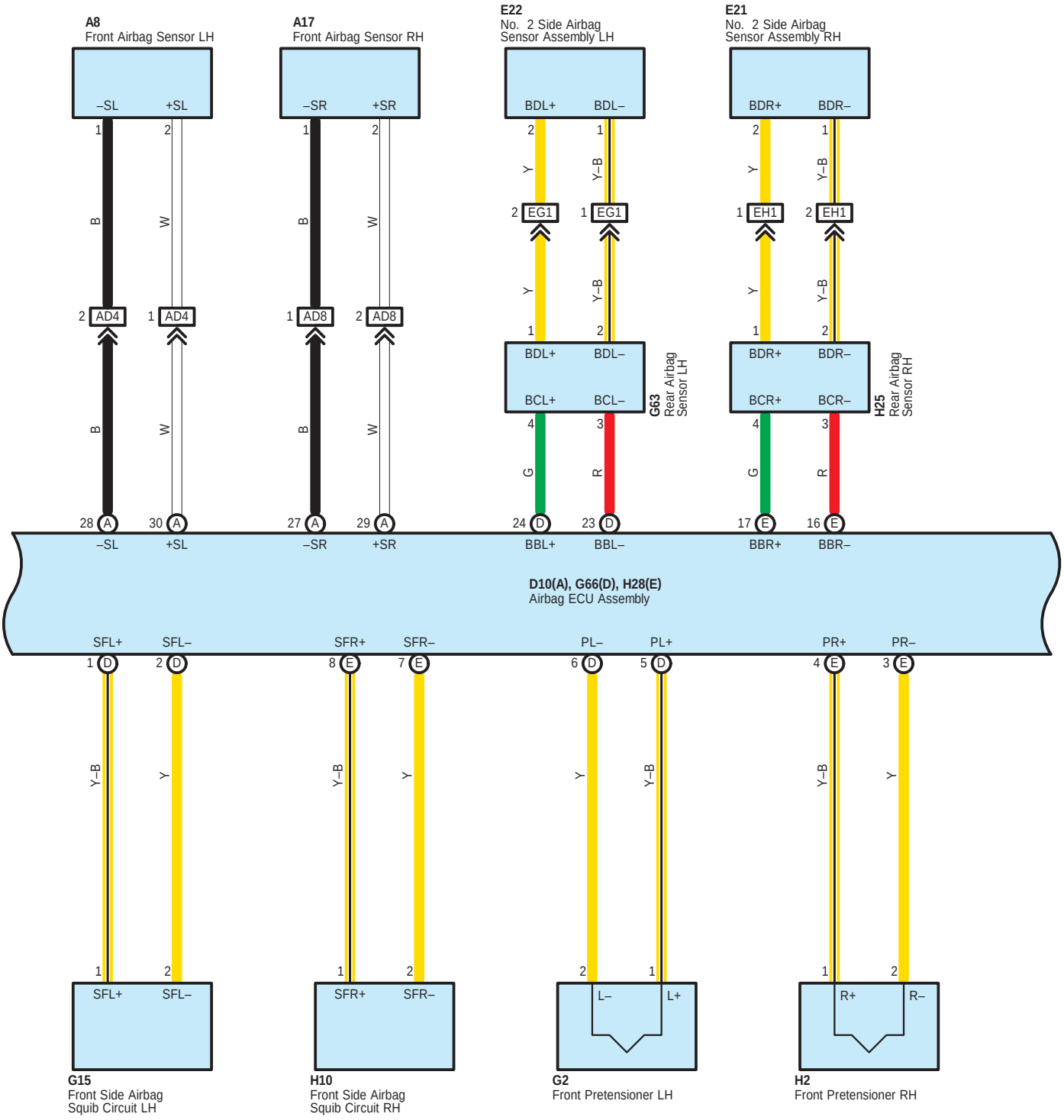
A8
Front Airbag Sensor LH
–SL
+SL
A17
Front Airbag Sensor RH
–SR
+SR
E22
No. 2 Side Airbag
Sensor Assembly LH
BDL+
BDL–
BCL+
BCL–
G63
Rear Airbag
Sensor LH
E21
No. 2 Side Airbag
Sensor Assembly RH
BDR+
BDR–
BCR+
BCR–
H25
Rear Airbag
Sensor RH
AD4
AD8
EG1
EH1
BBL+
BBL–
BBR+
BBR–
D10(A), G66(D), H28(E)
Airbag ECU Assembly
SFL+
SFL–
SFR+
SFR–
PL–
PL+
PR+
PR–
L–
L+
R+
R–
G15
Front Side Airbag
Squib Circuit LH
H10
Front Side Airbag
Squib Circuit RH
G2
Front Pretensioner LH
H2
Front Pretensioner RH

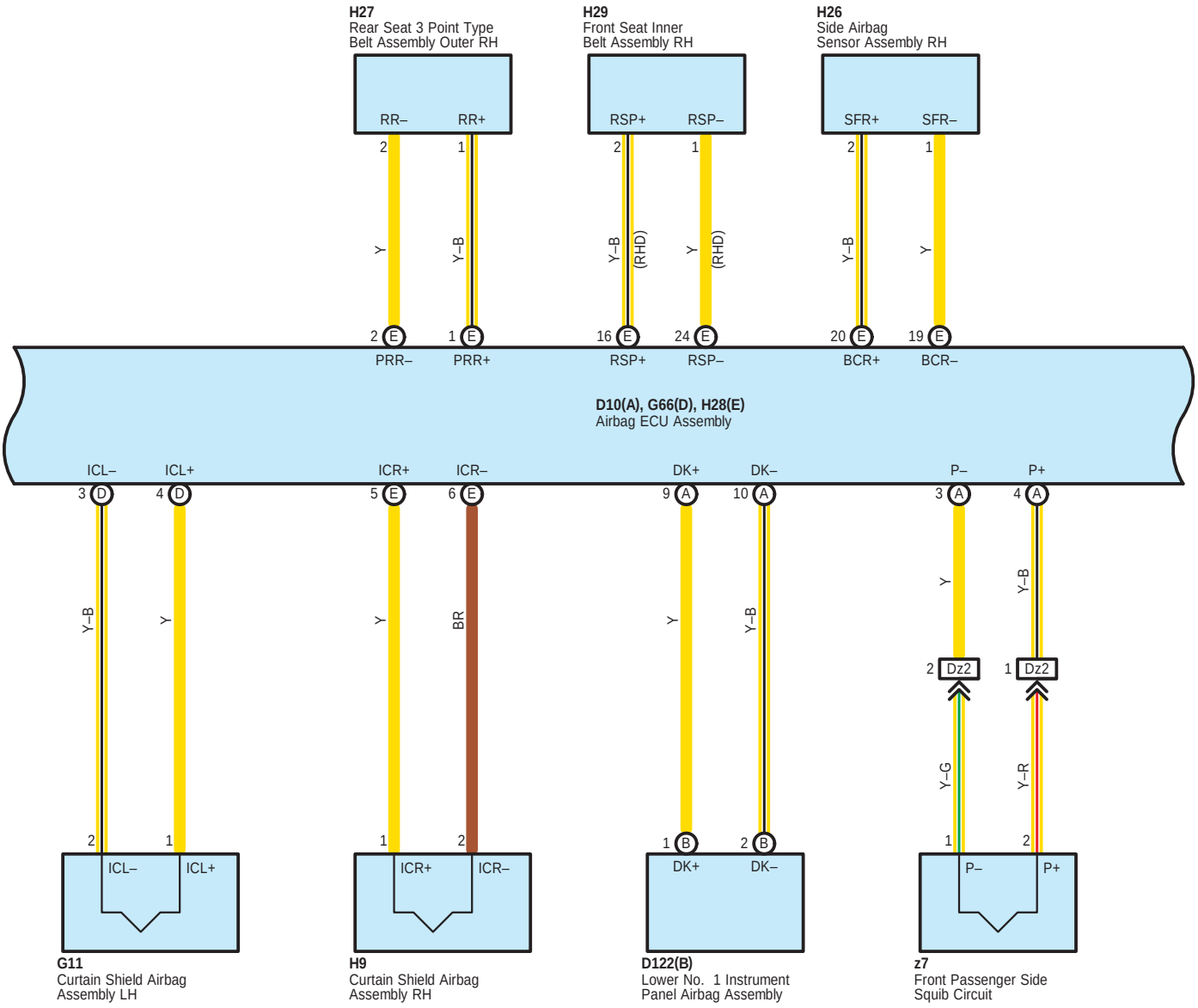
H27
Rear Seat 3 Point Type
Belt Assembly Outer RH
RR–
RR+
H29
Front Seat Inner
Belt Assembly RH
RSP+
RSP–
H26
Side Airbag
Sensor Assembly RH
SFR+
SFR–
Y
Y–B
Y–B (RHD)
Y (RHD)
Y–B
Y
PRR–
PRR+
RSP+
RSP–
BCR+
BCR–
D10(A), G66(D), H28(E)
Airbag ECU Assembly
ICL–
ICL+
ICR+
ICR–
DK+
DK–
P–
P+
Y–B
Y
Y
BR
Y
Y–B
Y
Y–B
Dz2
Dz2
Y–G
Y–R
ICL–
ICL+
ICR+
ICR–
DK+
DK–
P–
P+
G11
Curtain Shield Airbag
Assembly LH
H9
Curtain Shield Airbag
Assembly RH
D122(B)
Lower No. 1 Instrument
Panel Airbag Assembly
z7
Front Passenger Side
Squib Circuit

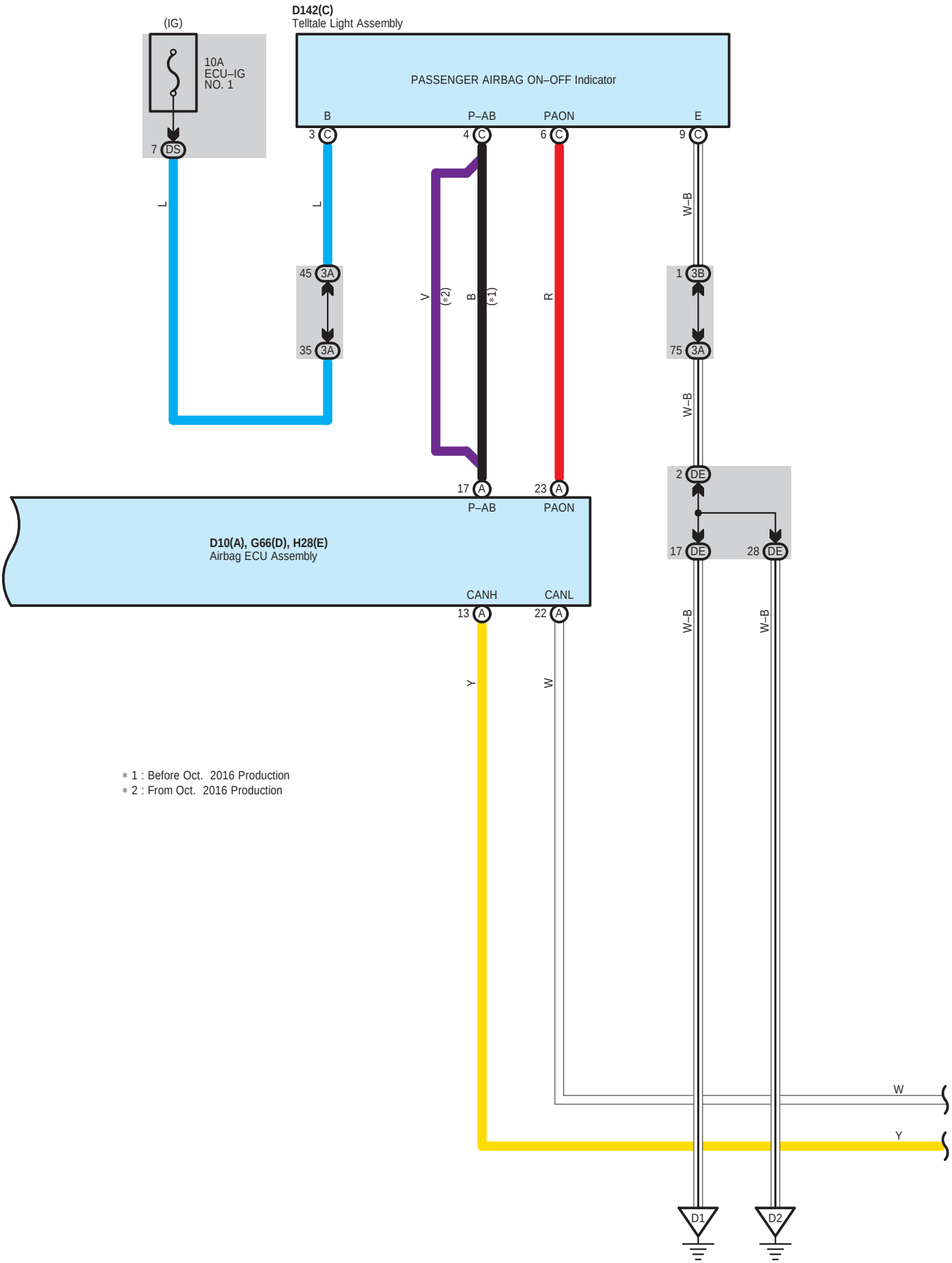

* 1 : Before Oct. 2016 Production
* 2 : From Oct. 2016 Production

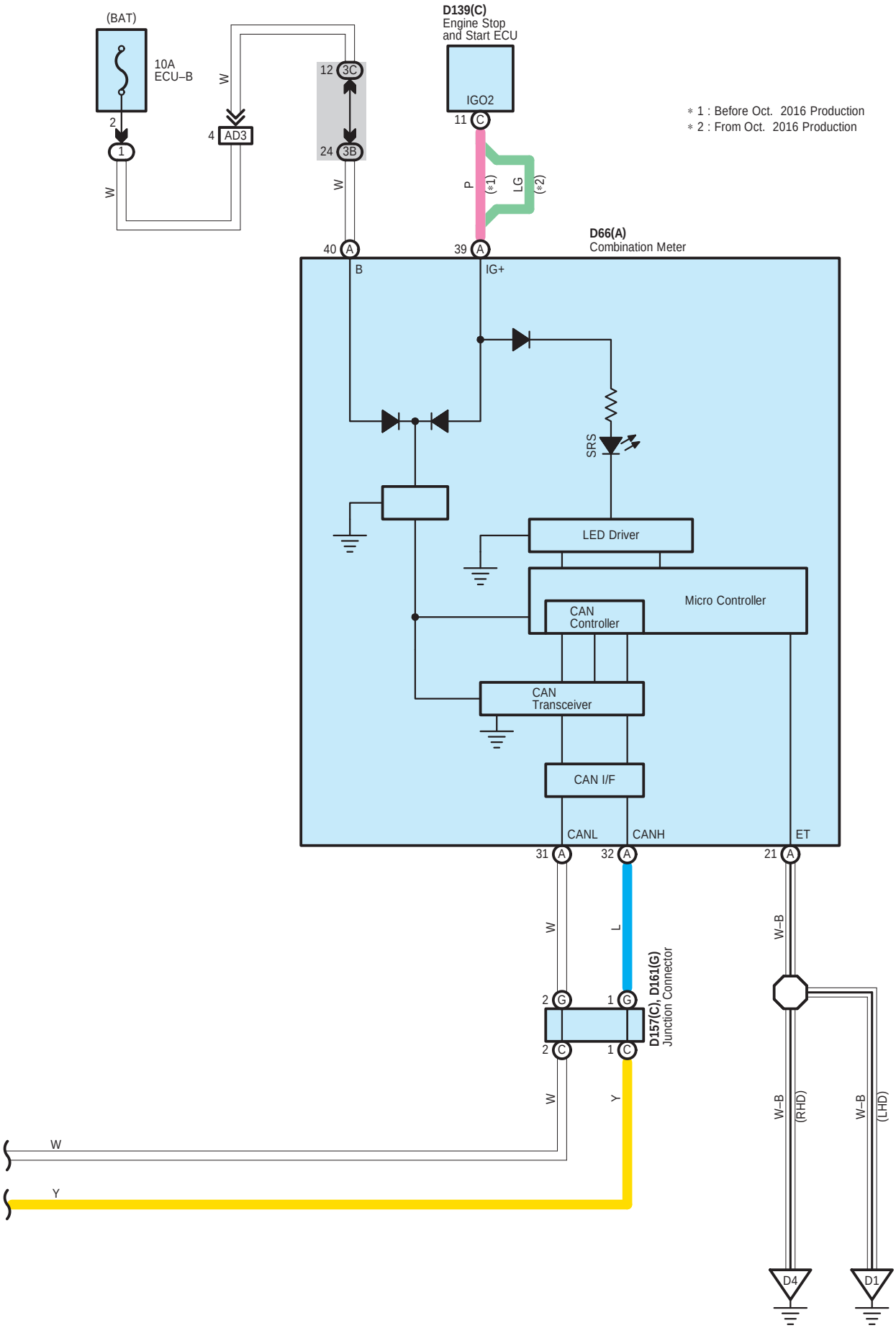
(BAT)
10A
ECU–B
2
1
W
W
4
AD3
12
3C
24
3B
W
D139(C)
Engine Stop
and Start ECU
IGO2
11
C
P
(*1)
LG
(*2)
40
A
B
39
A
IG+
D66(A)
Combination Meter
SRS
LED Driver
Micro Controller
CAN
Controller
CAN
Transceiver
CAN I/F
CANL
CANH
ET
31
A
32
A
21
A
W
L
W–B
2
G
1
G
2
C
1
C
D157(C), D161(G)
Junction Connector
W
Y
W–B
(RHD)
W–B
(LHD)
W
Y
D4
D1
* 1 : Before Oct. 2016 Production
* 2 : From Oct. 2016 Production

A 8
Yellow



A 17
Yellow



D 6
Yellow

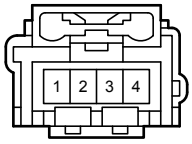

D 8
White

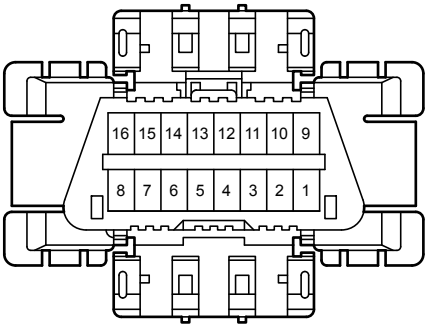

D 10
Yellow

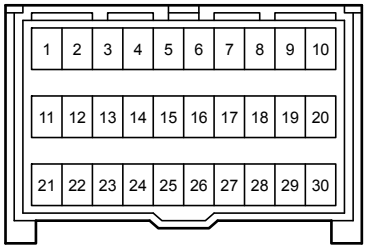

D 20
White

D 66
Black

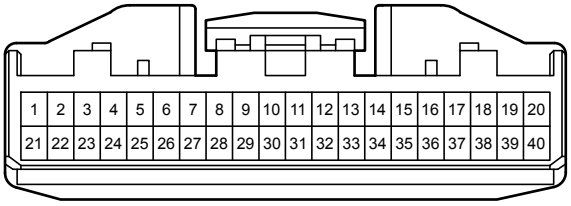

D 80
White

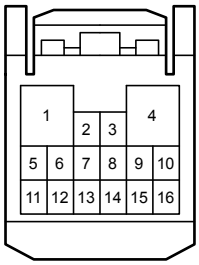

D122
Black

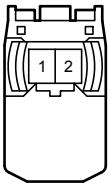

D139
Black

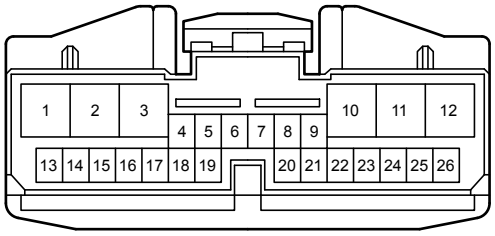

D142
Black



D157
White

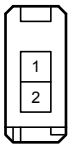

D161
White

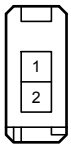

E 21
Yellow



E 22
Yellow



G 2
Black



G 11
Black

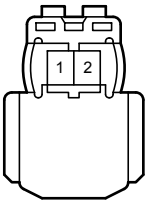

G 15
Yellow



G 63
Yellow

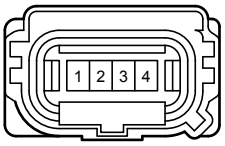

G 64
Yellow



G 66
Yellow

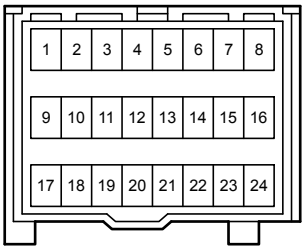

G 67
Gray

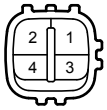

G 68
Black

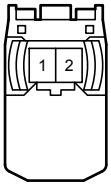

H 2
Black

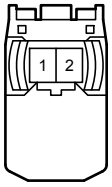

H 9
Black

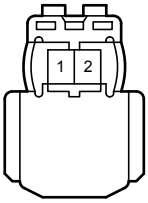

H 10
Yellow



H 25
Yellow

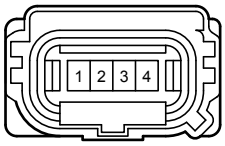

H 26
Yellow

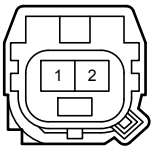

H 27
Black

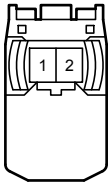

H 28
Yellow

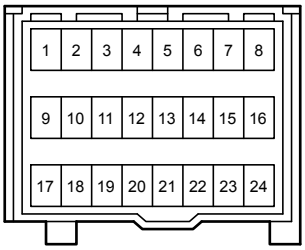

H 29
Gray

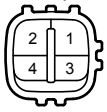

z 4
Orange

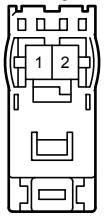

z 7
Orange

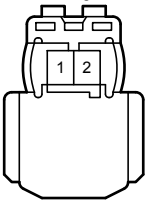

z 25
Black

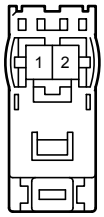

3A
White

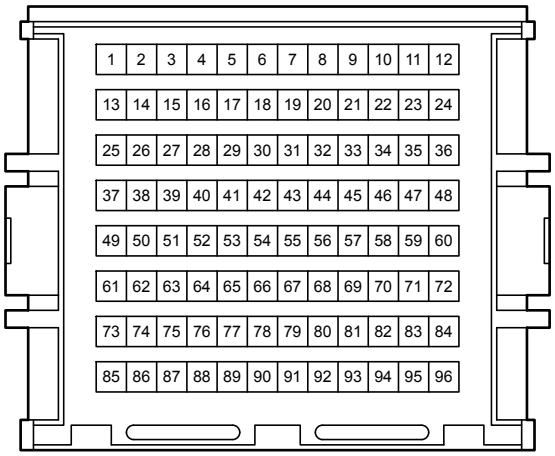

3B
White

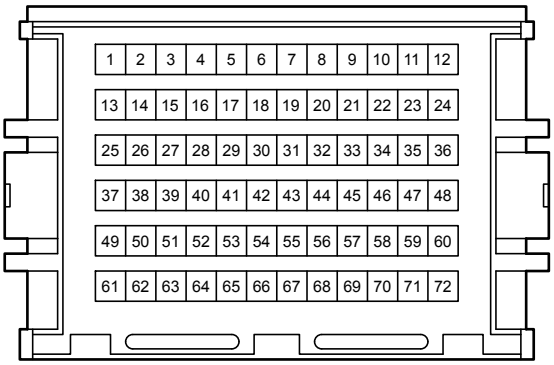

3C
White

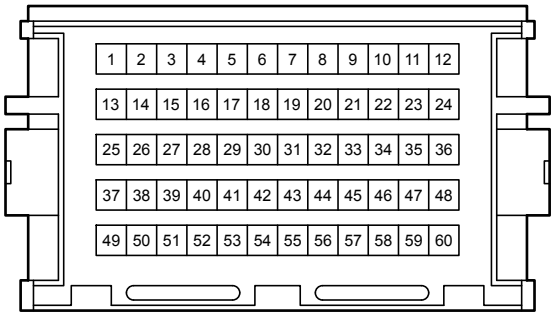

DE
White

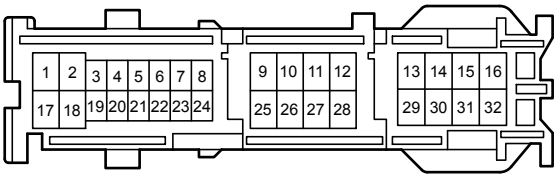

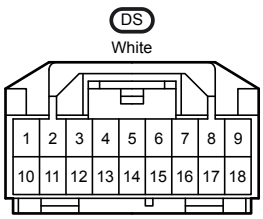
DS
White
1 2 3 4 5 6 7 8 9
10 11 12 13 14 15 16 17 18

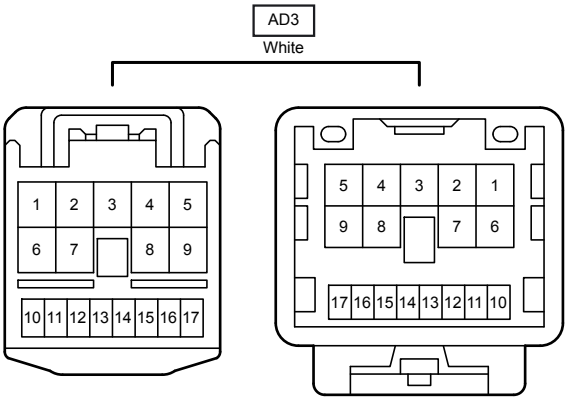
AD3
White
1 2 3 4 5
6 7 8 9
10 11 12 13 14 15 16 17
5 4 3 2 1
9 8 7 6
17 16 15 14 13 12 11 10

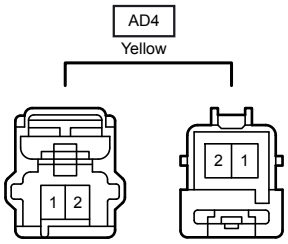
AD4
Yellow
1 2
2 1

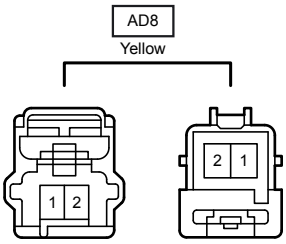
AD8
Yellow
1 2
2 1

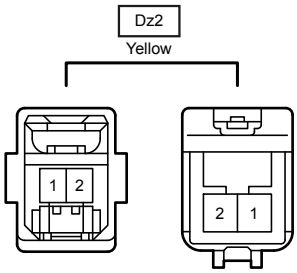
Dz2
Yellow
1 2
2 1

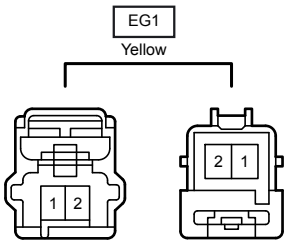
EG1
Yellow
1 2
2 1

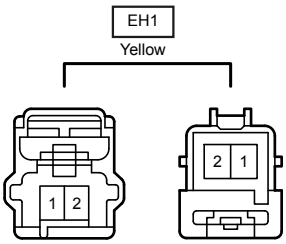
EH1
Yellow
1 2
2 1