Position of Parts in Instrument Panel <RHD Before May 2015 Production>

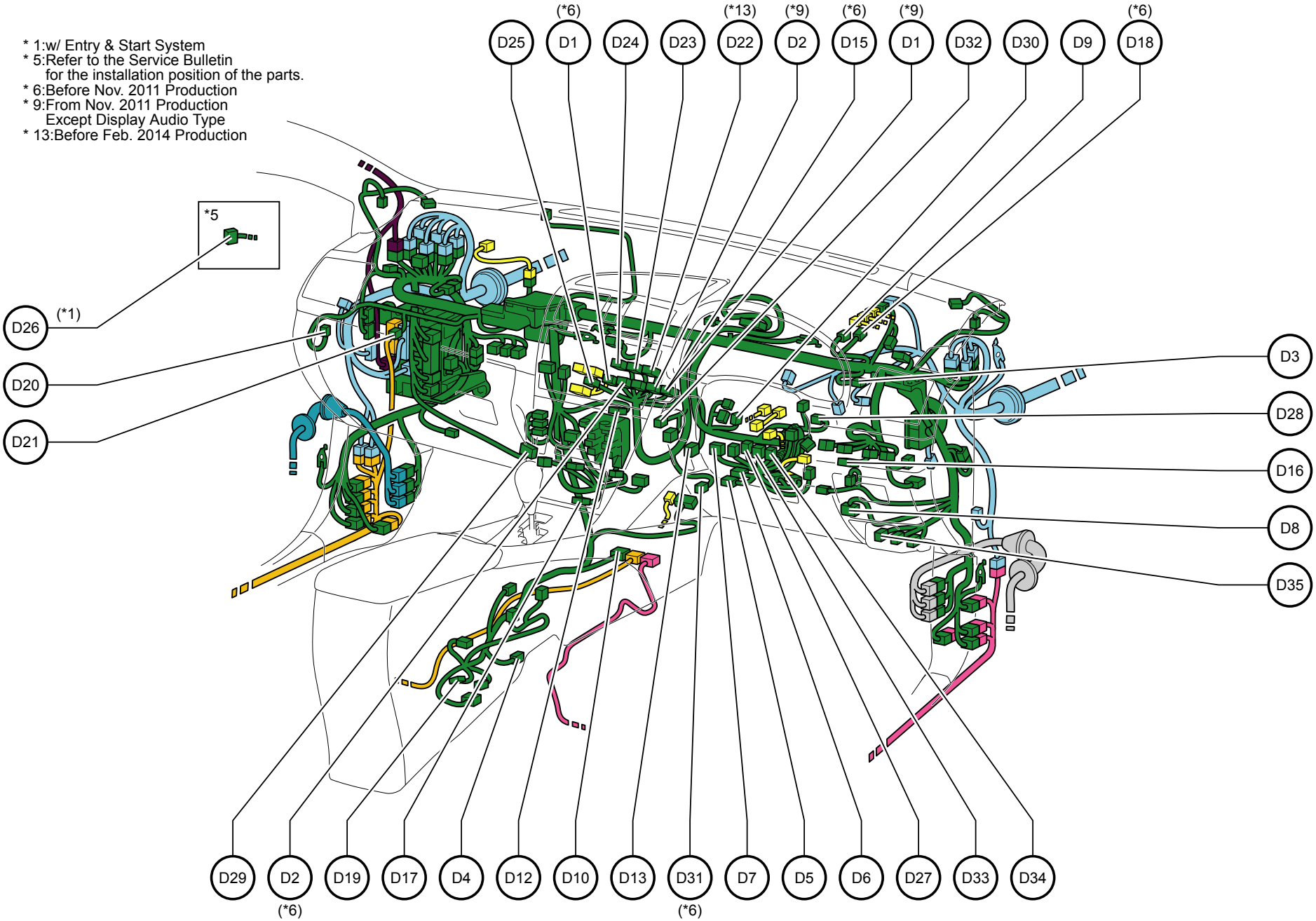

D 1 Radio Receiver Assembly
D 2 Radio Receiver Assembly
D 3 Antenna Amplifier Assembly
D 4 Shift Lock Control ECU Sub-Assembly
D 5 Spiral Cable Sub-Assembly
D 6 Spiral Cable Sub-Assembly
D 7 Headlight Dimmer Switch Assembly
D 8 DLC3
D 9 Skid Control Buzzer Assembly
D 10 Airbag ECU Assembly
D 12 Air Conditioning Control Assembly
D 13 Electric Parking Brake Switch Assembly
D 15 Radio Receiver Assembly
D 16 Outer Mirror Switch Assembly
D 17 Cigarette Lighter Assembly
D 18 No. 1 Clearance Warning Buzzer
D 19 Power Outlet Socket Assembly
D 20 Airbag Cut Off Switch Cylinder Sub-Assembly
D 21 Glove Box Light Assembly
D 22 Navigation Receiver Assembly
D 23 Navigation Receiver Assembly
D 24 Navigation Receiver Assembly
D 25 Navigation Receiver Assembly
D 26 ID Code Box
D 27 Power Tilt Motor
D 28 Power Tilt Motor
D 29 Blower Assembly
D 30 Power Telescopic Motor
D 31 Lower No. 1 Instrument Panel Airbag Assembly
D 32 Room Temperature Sensor
D 33 Windshield Wiper Switch Assembly
D 34 Windshield Wiper Switch Assembly
D 35 Headlight Swivel Main Switch

D 1
White

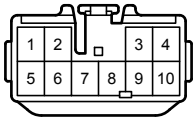

D 2
White

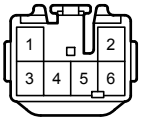

D 3
White

D 4
White

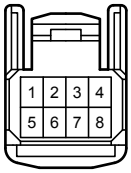

D 5
Black

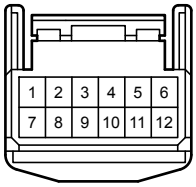

D 6
Yellow

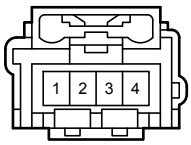

D 7
White

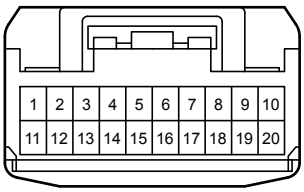

D 8
White

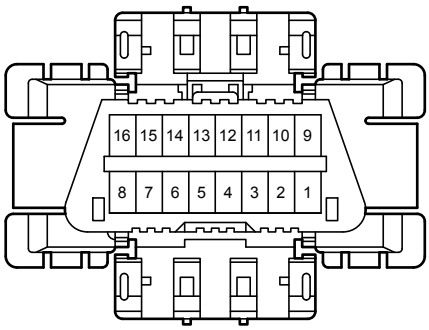

D 9
Blue



D 10
Yellow

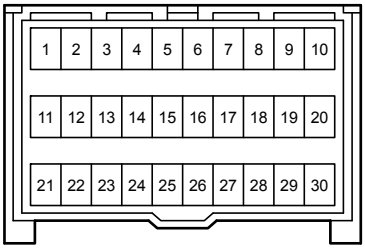

D 12
White

D 13
White



D 15
White

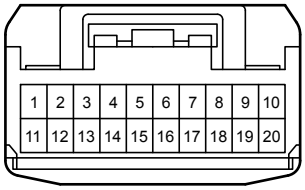

D 16
White

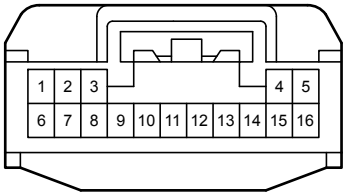

D 17
Black

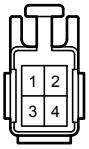

D 18
Black

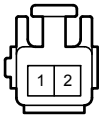

D 19
Black

D 20
White

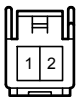

D 21
Black



D 22
White

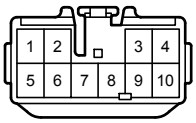

D 23
White

D 24
White

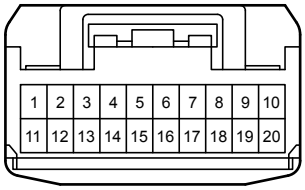

D 25
Gray

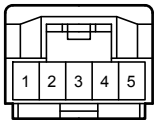

D 26
White

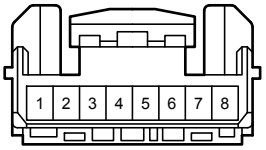

D 27
White

D 28
White

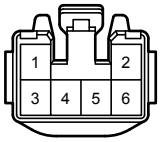

D 29
Black

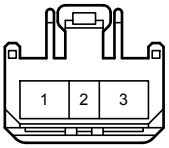

D 30
Black

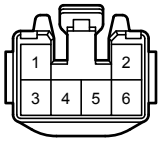

D 31
Yellow

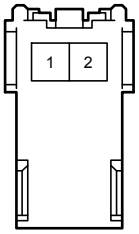

D 32
Black

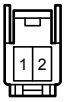

D 33
White

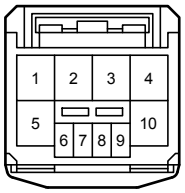

D 34
White

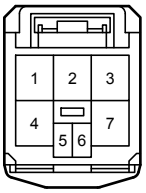
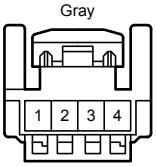
D 35
Gray