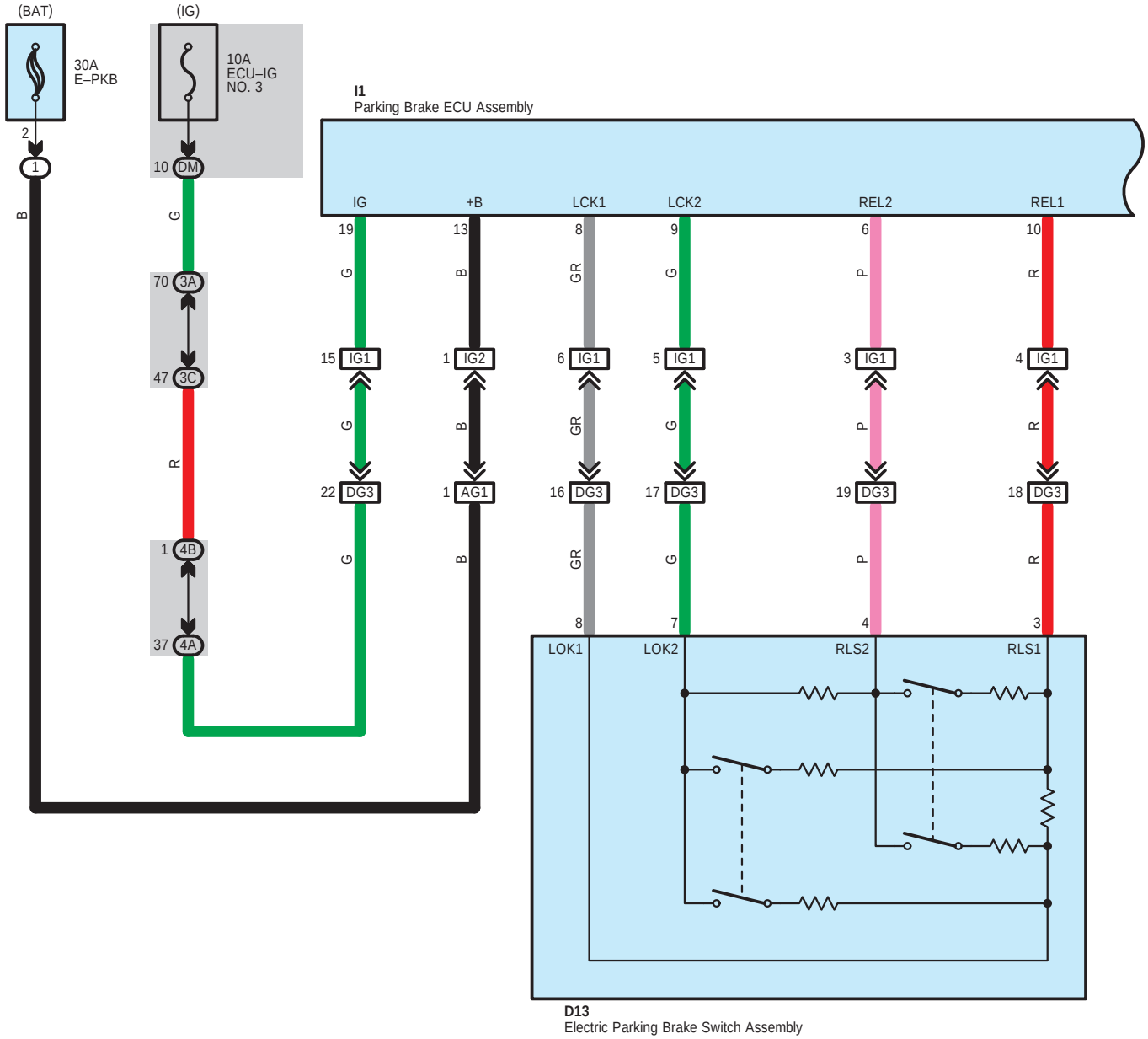
(BAT)
(IG)
30A
E–PKB
10A
ECU–IG
NO. 3
I1
Parking Brake ECU Assembly
IG
+B
LCK1
LCK2
REL2
REL1
LOK1
LOK2
RLS2
RLS1
D13
Electric Parking Brake Switch Assembly

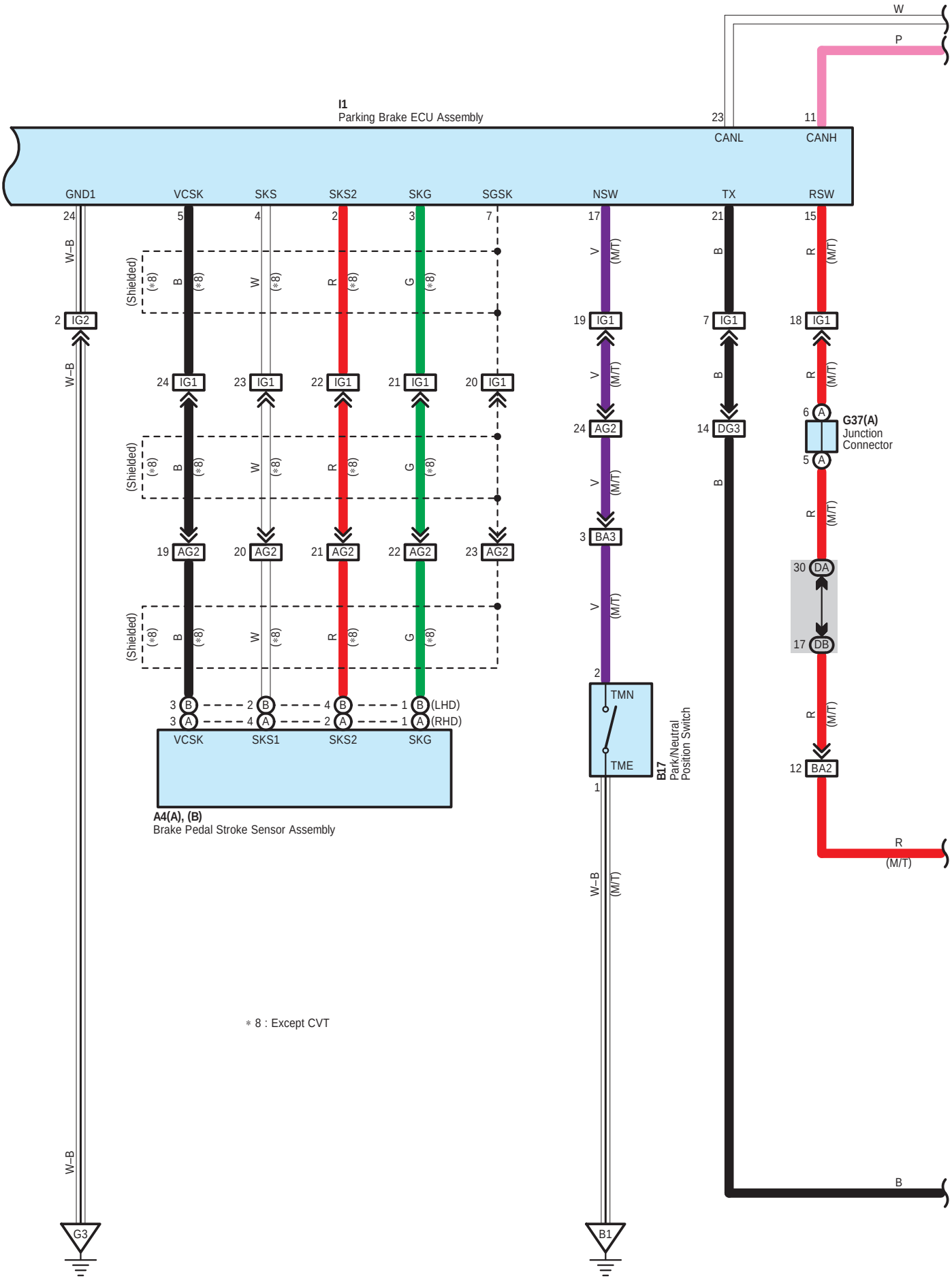
I1
Parking Brake ECU Assembly
23
CANL
11
CANH
W
P
GND1
VCSK
SKS
SKS2
SKG
SGSK
NSW
TX
RSW
24
5
4
2
3
7
17
21
15
W–B
B
W
R
G
V
(M/T)
(Shielded)
(*8)
2 IG2
24 IG1
23 IG1
22 IG1
21 IG1
20 IG1
19 IG1
7 IG1
18 IG1
19 AG2
20 AG2
21 AG2
22 AG2
23 AG2
24 AG2
14 DG3
6 A
5 A
G37(A)
Junction
Connector
3 BA3
30 DA
17 DB
12 BA2
3 B
3 A
2 B
4 A
4 B
2 A
1 B
1 A
(LHD)
(RHD)
VCSK
SKS1
SKS2
SKG
A4(A), (B)
Brake Pedal Stroke Sensor Assembly
TMN
TME
B17
Park/Neutral
Position Switch
1
B
G3
B1
* 8 : Except CVT

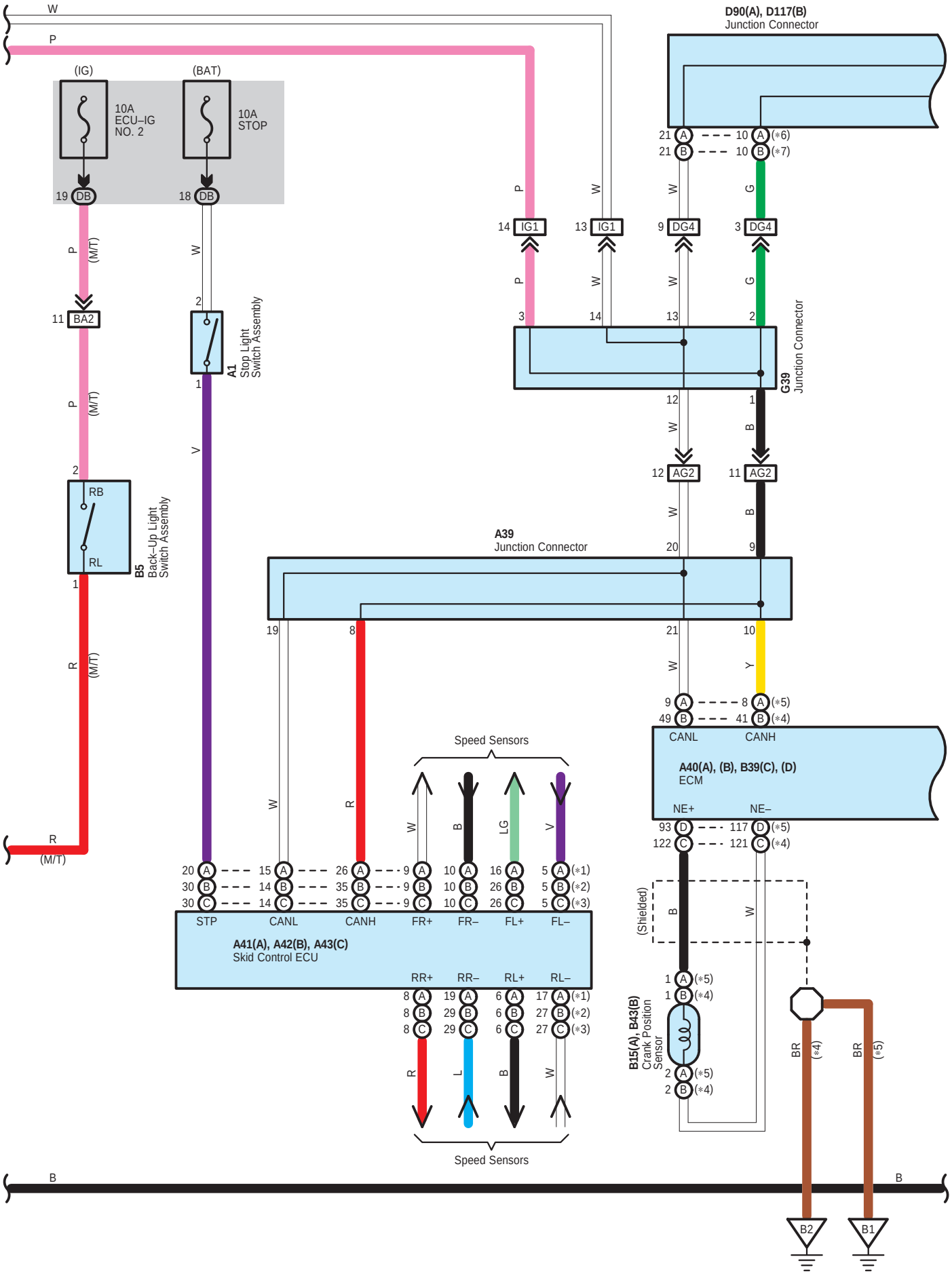
W
P
(IG)
(BAT)
10A
ECU–IG
NO. 2
10A
STOP
19 DB
18 DB
P (M/T)
W
11 BA2
2
A1
Stop Light
Switch Assembly
1
P (M/T)
V
2
RB
RL
B5
Back–Up Light
Switch Assembly
1
R (M/T)
R
(M/T)
D90(A), D117(B)
Junction Connector
21 A
21 B
10 A (*6)
10 B (*7)
P
W
W
G
14 IG1
13 IG1
9 DG4
3 DG4
P
W
W
G
3
14
13
2
G39
Junction Connector
12
1
W
B
12 AG2
11 AG2
W
B
A39
Junction Connector
20
9
19
8
21
10
W
Y
9 A
49 B
8 A (*5)
41 B (*4)
CANL
CANH
A40(A), (B), B39(C), (D)
ECM
NE+
NE–
93 D
122 C
117 D (*5)
121 C (*4)
Speed Sensors
W
R
W
B
LG
V
20 A
30 B
30 C
15 A
14 B
14 C
26 A
35 B
35 C
9 A
9 B
9 C
10 A
10 B
10 C
16 A
26 B
26 C
5 A (*1)
5 B (*2)
5 C (*3)
STP
CANL
CANH
FR+
FR–
FL+
FL–
A41(A), A42(B), A43(C)
Skid Control ECU
RR+
RR–
RL+
RL–
8 A
8 B
8 C
19 A
29 B
29 C
6 A
6 B
6 C
17 A (*1)
27 B (*2)
27 C (*3)
R
L
B
W
Speed Sensors
(Shielded)
B
W
1 A (*5)
1 B (*4)
B15(A), B43(B)
Crank Position
Sensor
2 A (*5)
2 B (*4)
BR (*4)
BR (*5)
B
B
B2
B1

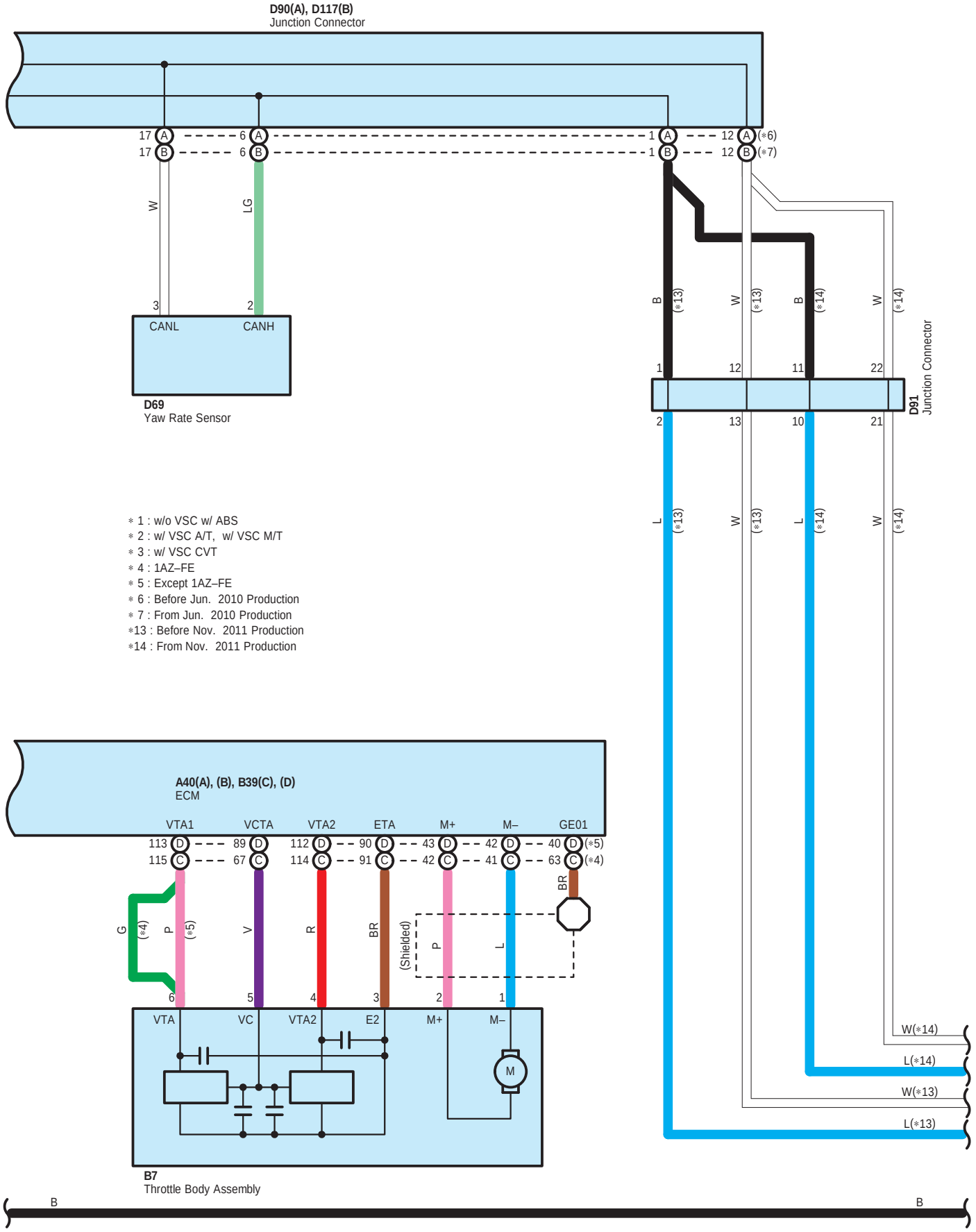
D90(A), D117(B)
Junction Connector
17 A
17 B
6 A
6 B
1 A
1 B
12 A (∗6)
12 B (∗7)
W
LG
3
2
CANL
CANH
D69
Yaw Rate Sensor
B (∗13)
W (∗13)
B (∗14)
W (∗14)
1
12
11
22
2
13
10
21
D91
Junction Connector
L (∗13)
W (∗13)
L (∗14)
W (∗14)
∗ 1 : w/o VSC w/ ABS
∗ 2 : w/ VSC A/T, w/ VSC M/T
∗ 3 : w/ VSC CVT
∗ 4 : 1AZ–FE
∗ 5 : Except 1AZ–FE
∗ 6 : Before Jun. 2010 Production
∗ 7 : From Jun. 2010 Production
∗13 : Before Nov. 2011 Production
∗14 : From Nov. 2011 Production
A40(A), (B), B39(C), (D)
ECM
VTA1
VCTA
VTA2
ETA
M+
M–
GE01
113 D
115 C
89 D
67 C
112 D
114 C
90 D
91 C
43 D
42 C
42 D
41 C
40 D (∗5)
63 C (∗4)
BR
G
(∗4)
P
(∗5)
V
R
BR
(Shielded)
P
L
6
5
4
3
2
1
VTA
VC
VTA2
E2
M+
M–
M
W(∗14)
L(∗14)
W(∗13)
L(∗13)
B7
Throttle Body Assembly
B
B

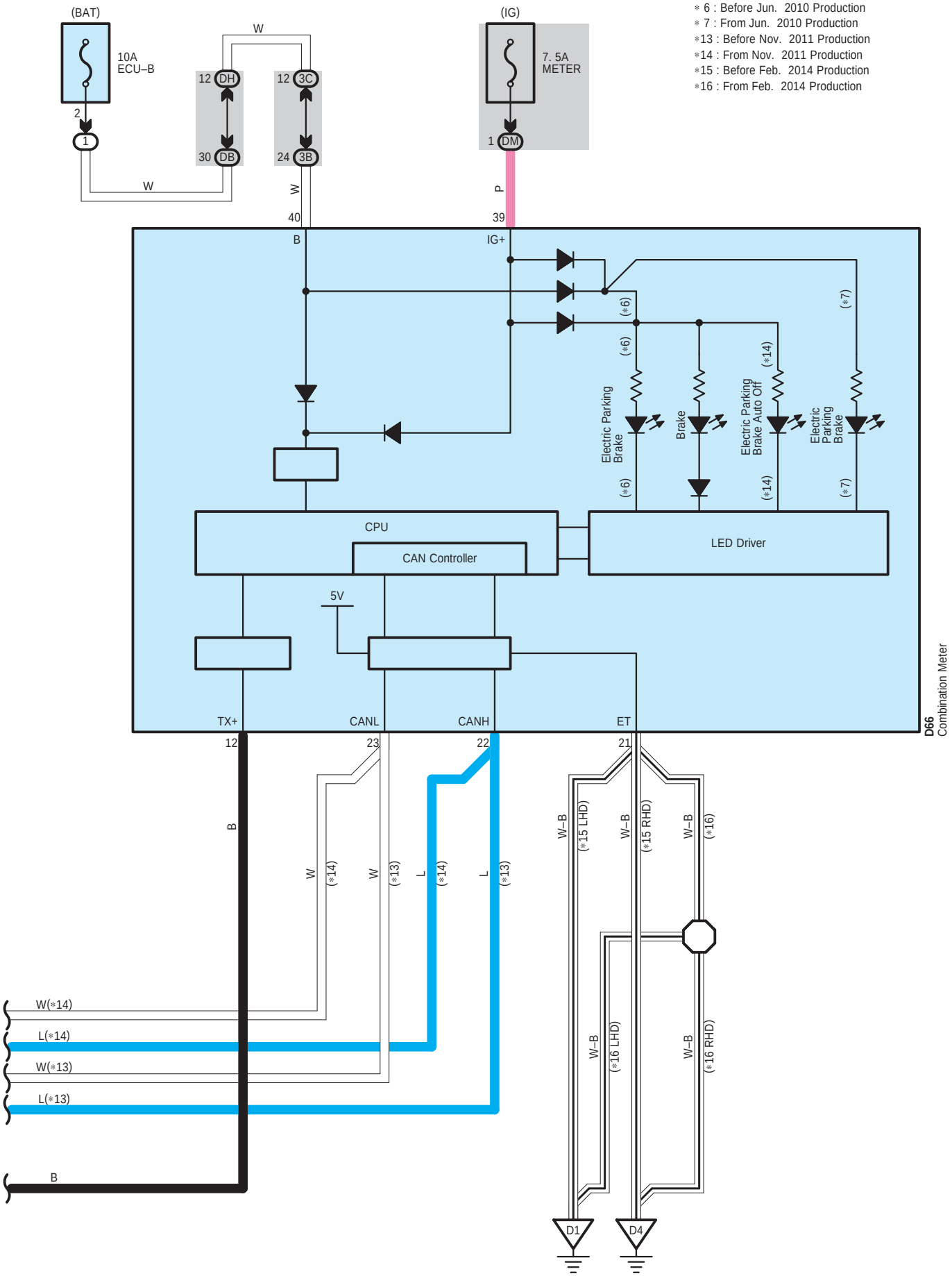

∗ 6 : Before Jun. 2010 Production
∗ 7 : From Jun. 2010 Production
∗13 : Before Nov. 2011 Production
∗14 : From Nov. 2011 Production
∗15 : Before Feb. 2014 Production
∗16 : From Feb. 2014 Production

A 1
Black

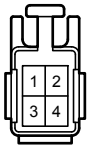

A 4
Black

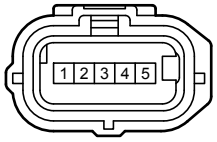

A 39
White

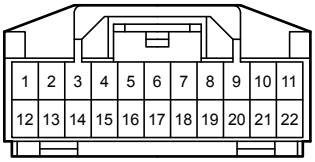

A 40
Black

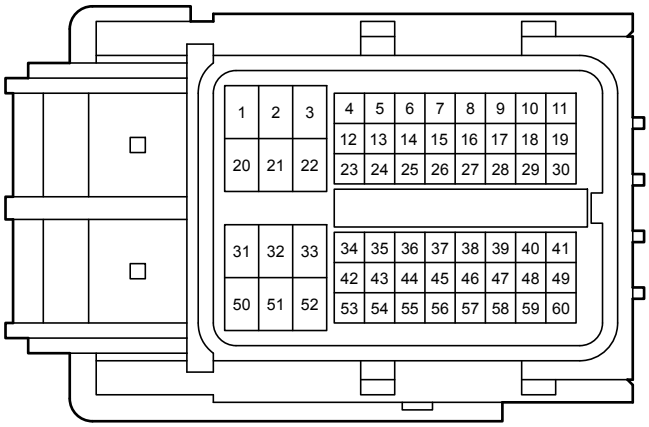

A 41
Black

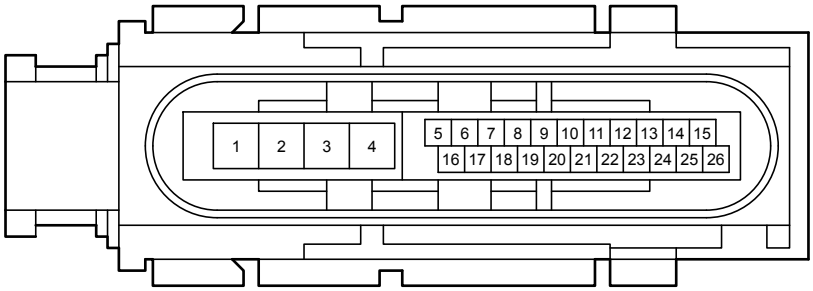

A 42
Black

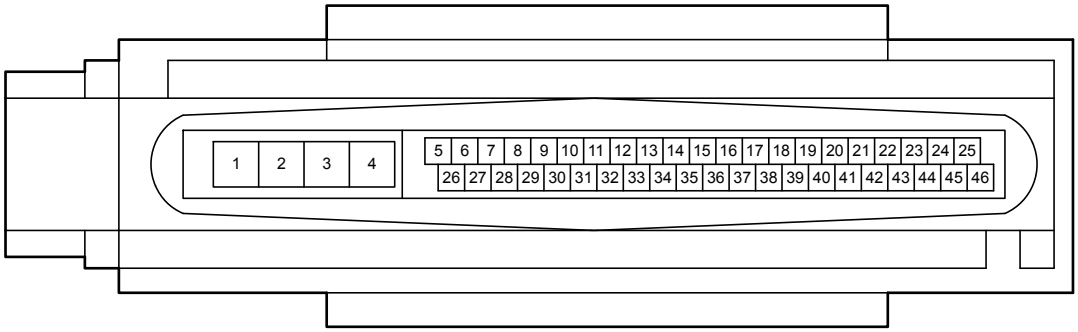

A 43
Black

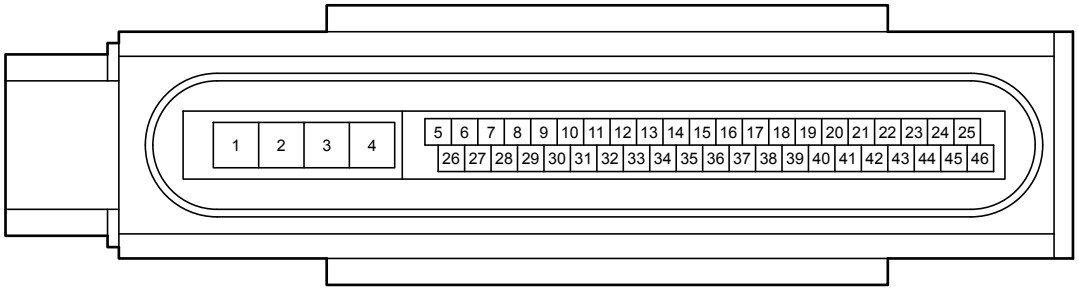

B 5
Gray

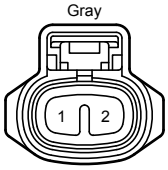

B 7
Black

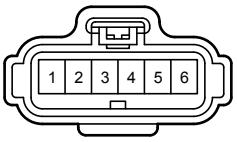

B 15
Black

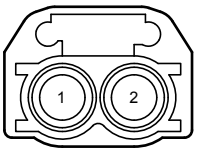

B 17
Black

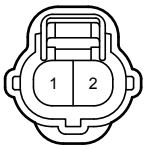

B 39
Black

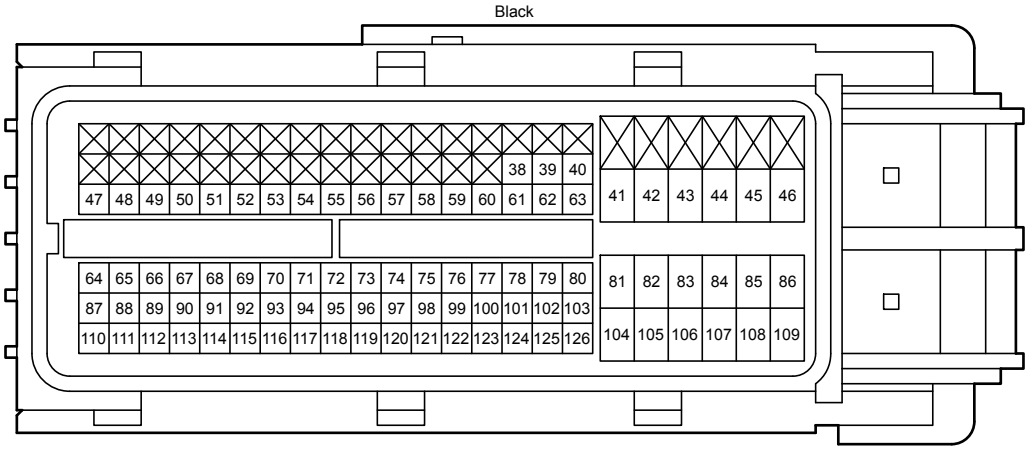

B 43
Gray

D 13
White

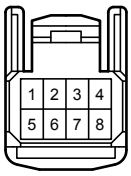

D 66
Black

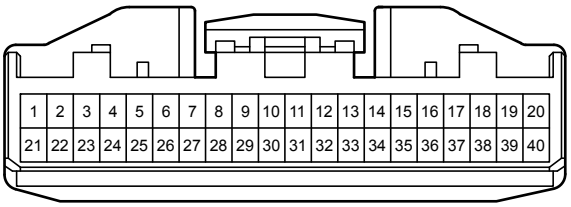

(Before Oct. 2016 Production)

D 66
White

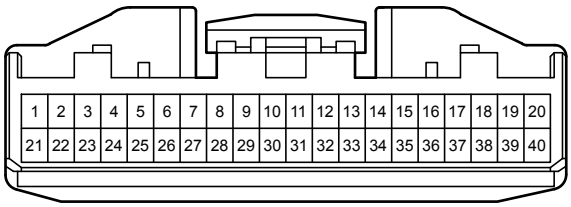

(From Oct. 2016 Production)

D 69
Black

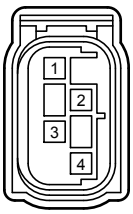

D 90
Gray

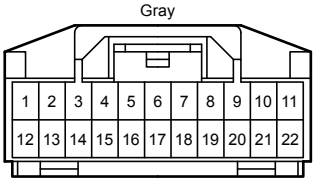

D 91
White

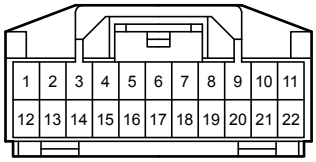

D117
White

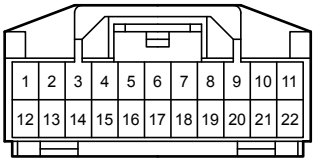

G 37
Black



G 39
White

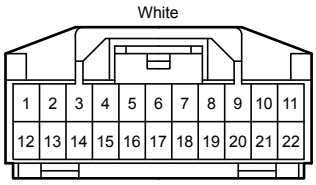

I 1
Black

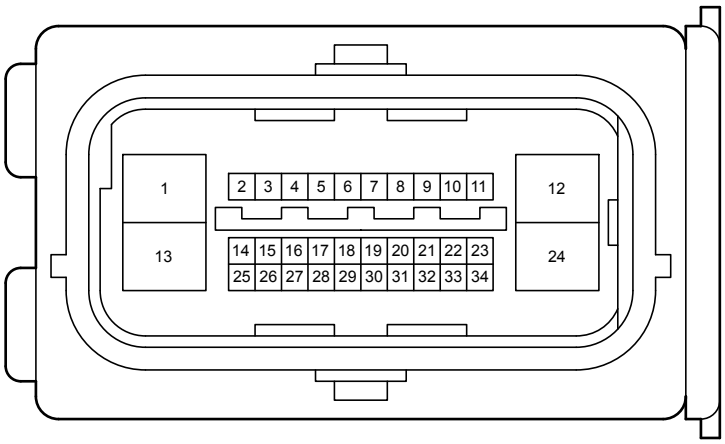

3A
White

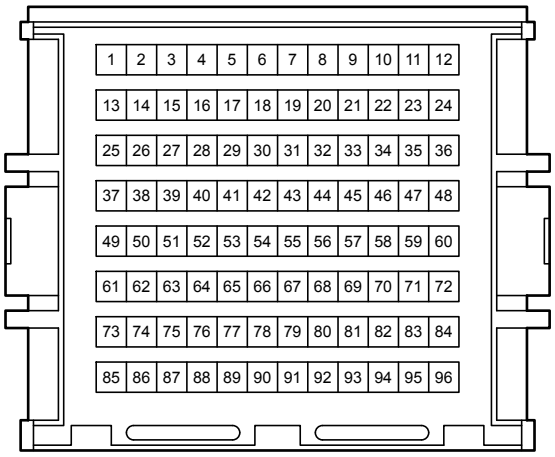

3B
White

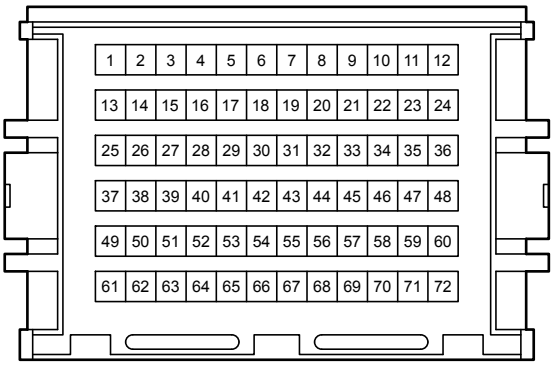

3C
White

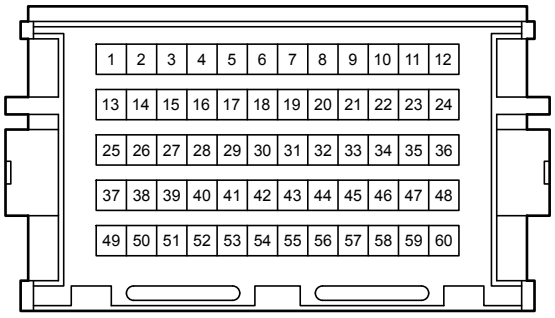

4A
White

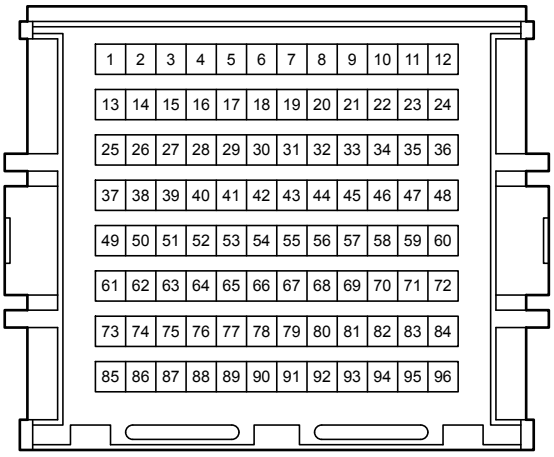

4B
White

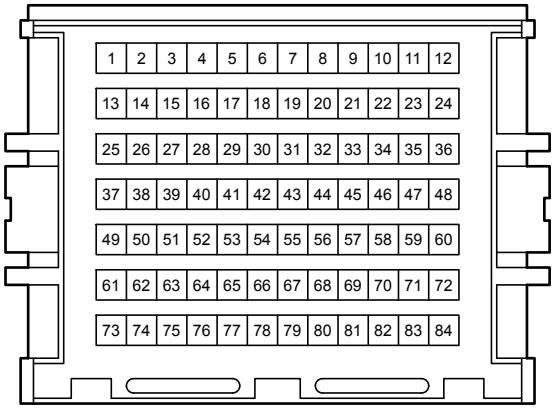

DA
White

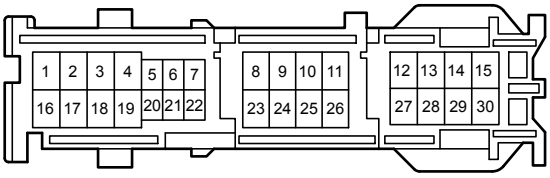

DB
White

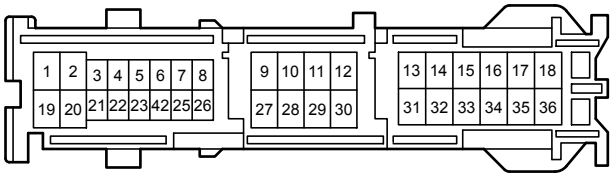

DH
White

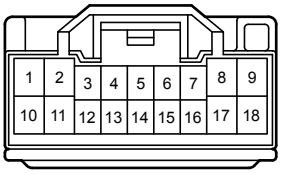

DM
White



AG1
White

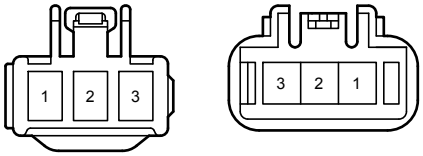

AG2
White

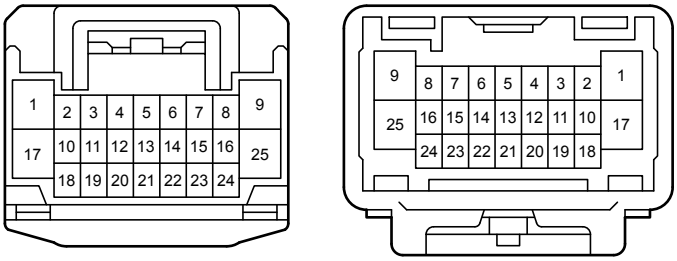

BA2
White

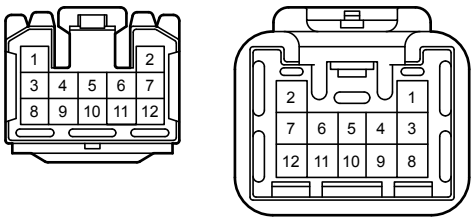

BA3
Gray

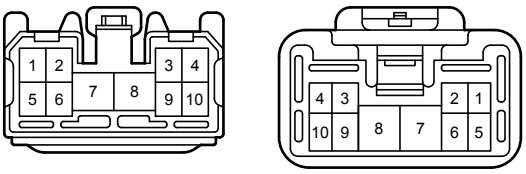

DG3
White

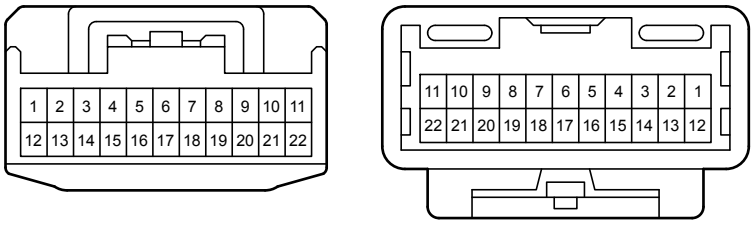

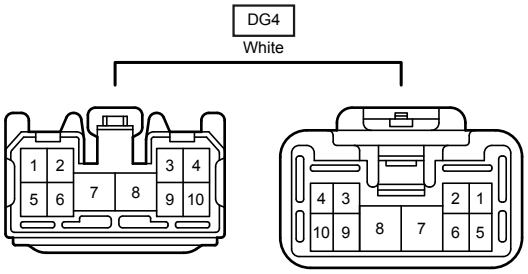
DG4
White
1 2 3 4 5 6 7 8 9 10
4 3 2 1 10 9 8 7 6 5

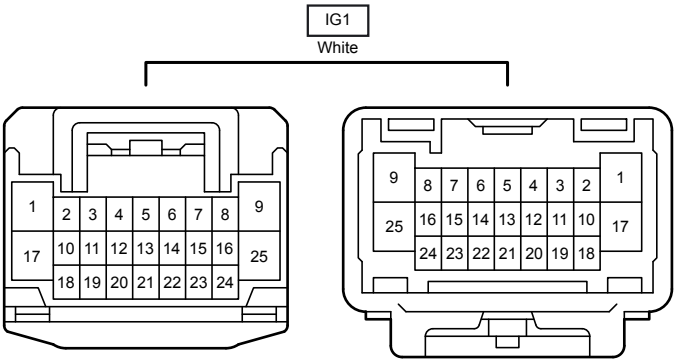
IG1
White
1 2 3 4 5 6 7 8 9 10 11 12 13 14 15 16 17 18 19 20 21 22 23 24 25
9 8 7 6 5 4 3 2 1 25 16 15 14 13 12 11 10 17 24 23 22 21 20 19 18

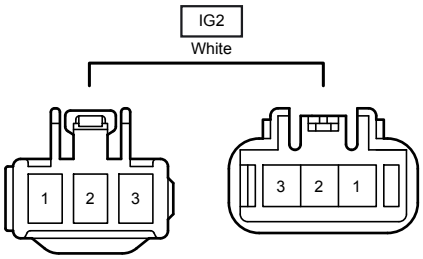
IG2
White
1 2 3
3 2 1