Back Door Opener <w/ Entry & Start System , From May 2015 Production> , Engine Immobiliser System <w/ Entry & Start System , From May 2015 Production> , Entry & Start System <From May 2015 Production> , Starting <w/ Entry & Start System , From May 2015 Production> , Steering Lock <w/ Entry & Start System , From May 2015 Production> , Wireless Door Lock Control <w/ Entry & Start System , From May 2015 Production>

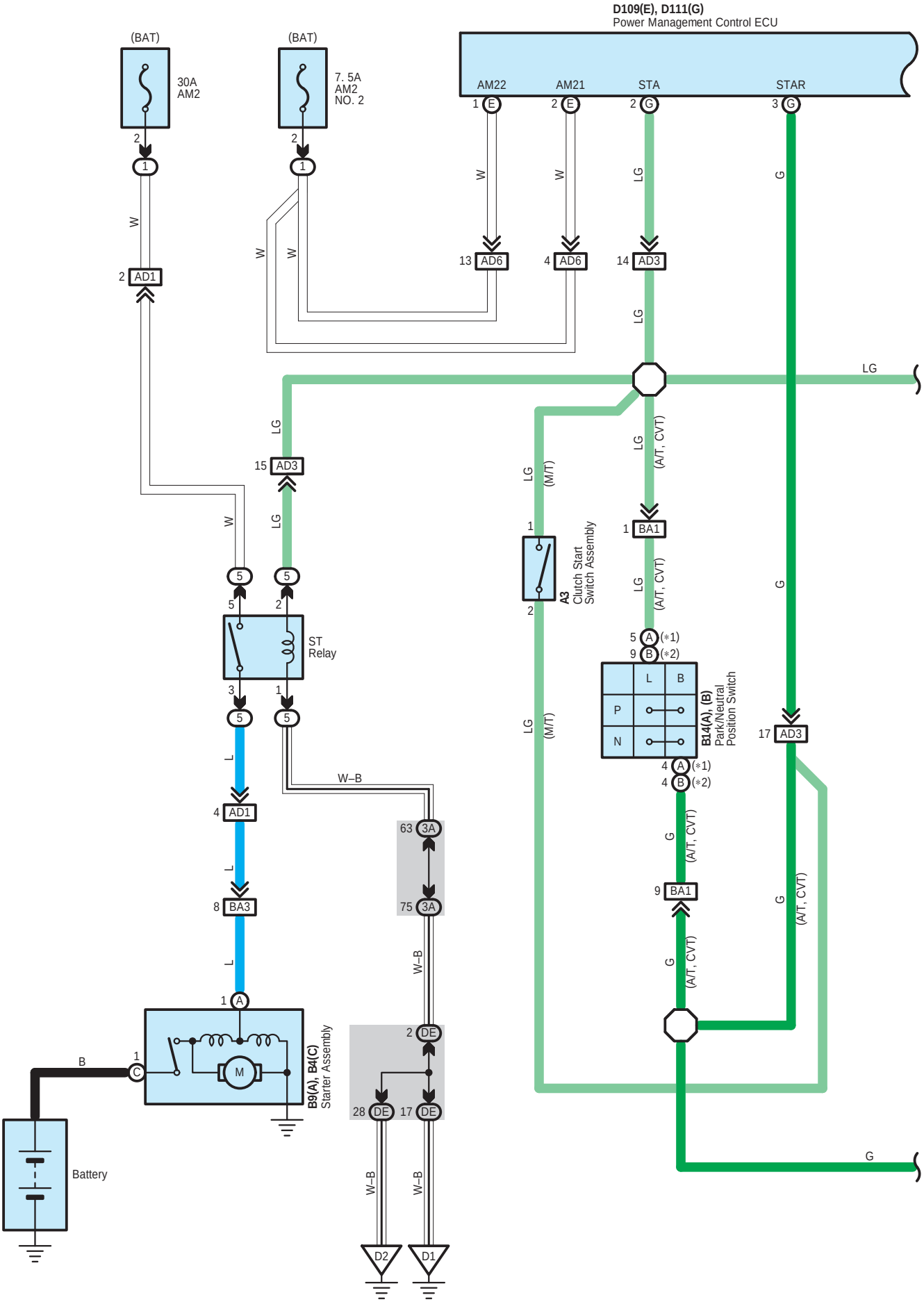

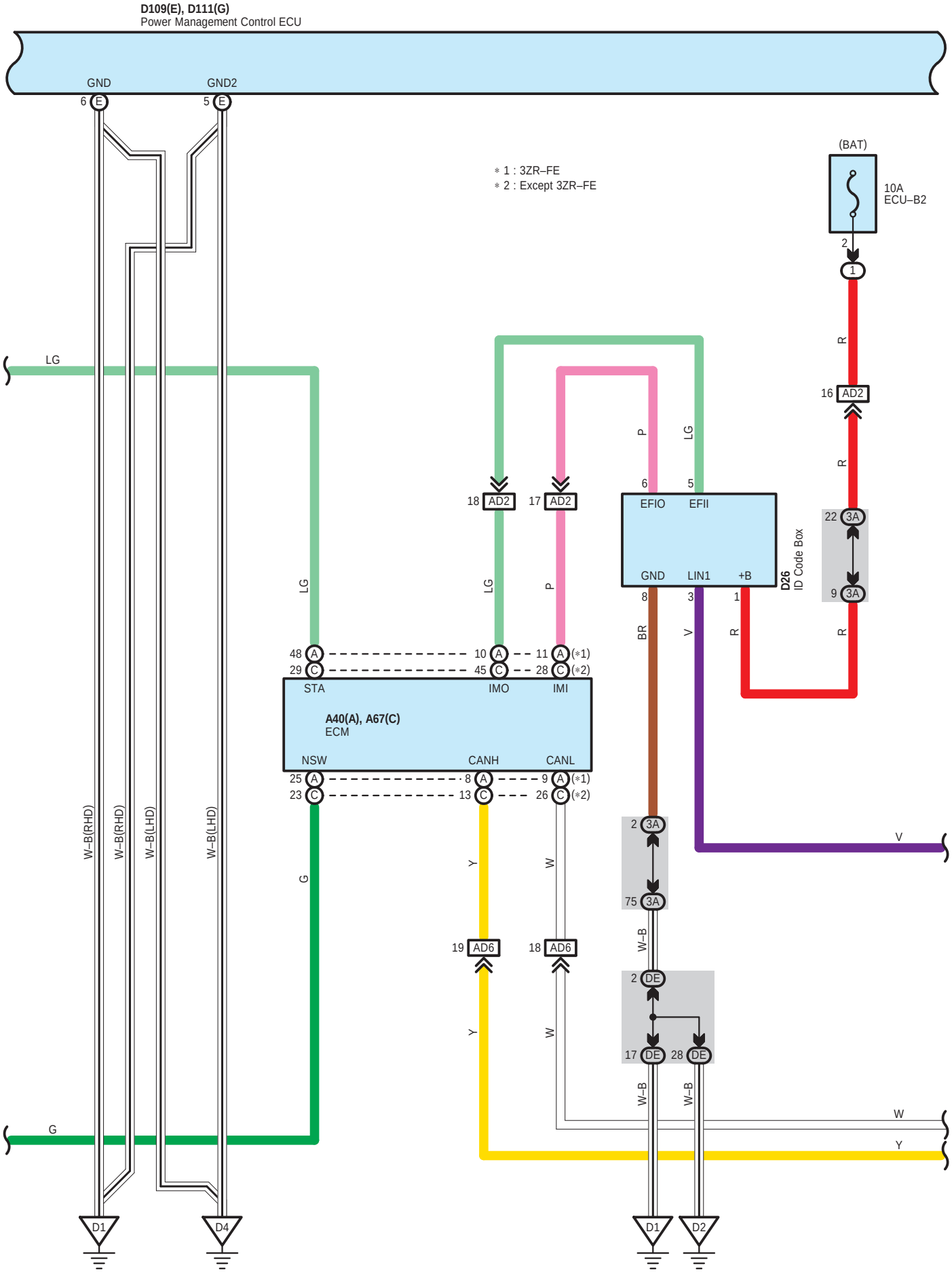
D109(E), D111(G)
Power Management Control ECU
GND
GND2
6 E
5 E
∗1 : 3ZR–FE
∗2 : Except 3ZR–FE
(BAT)
10A
ECU–B2
2
1
R
16 AD2
R
22 3A
9 3A
R
LG
18 AD2
17 AD2
P
LG
6
5
EFIO
EFII
GND
LIN1
+B
D26
ID Code Box
8
3
1
BR
V
R
LG
LG
P
48 A
29 C
10 A
45 C
11 A (∗1)
28 C (∗2)
STA
IMO
IMI
A40(A), A67(C)
ECM
NSW
CANH
CANL
25 A
23 C
8 A
13 C
9 A (∗1)
26 C (∗2)
W–B(RHD)
W–B(RHD)
W–B(LHD)
W–B(LHD)
G
Y
W
2 3A
75 3A
V
W–B
19 AD6
18 AD6
2 DE
17 DE
28 DE
Y
W
W–B
W–B
W
Y
G
D1
D4
D1
D2

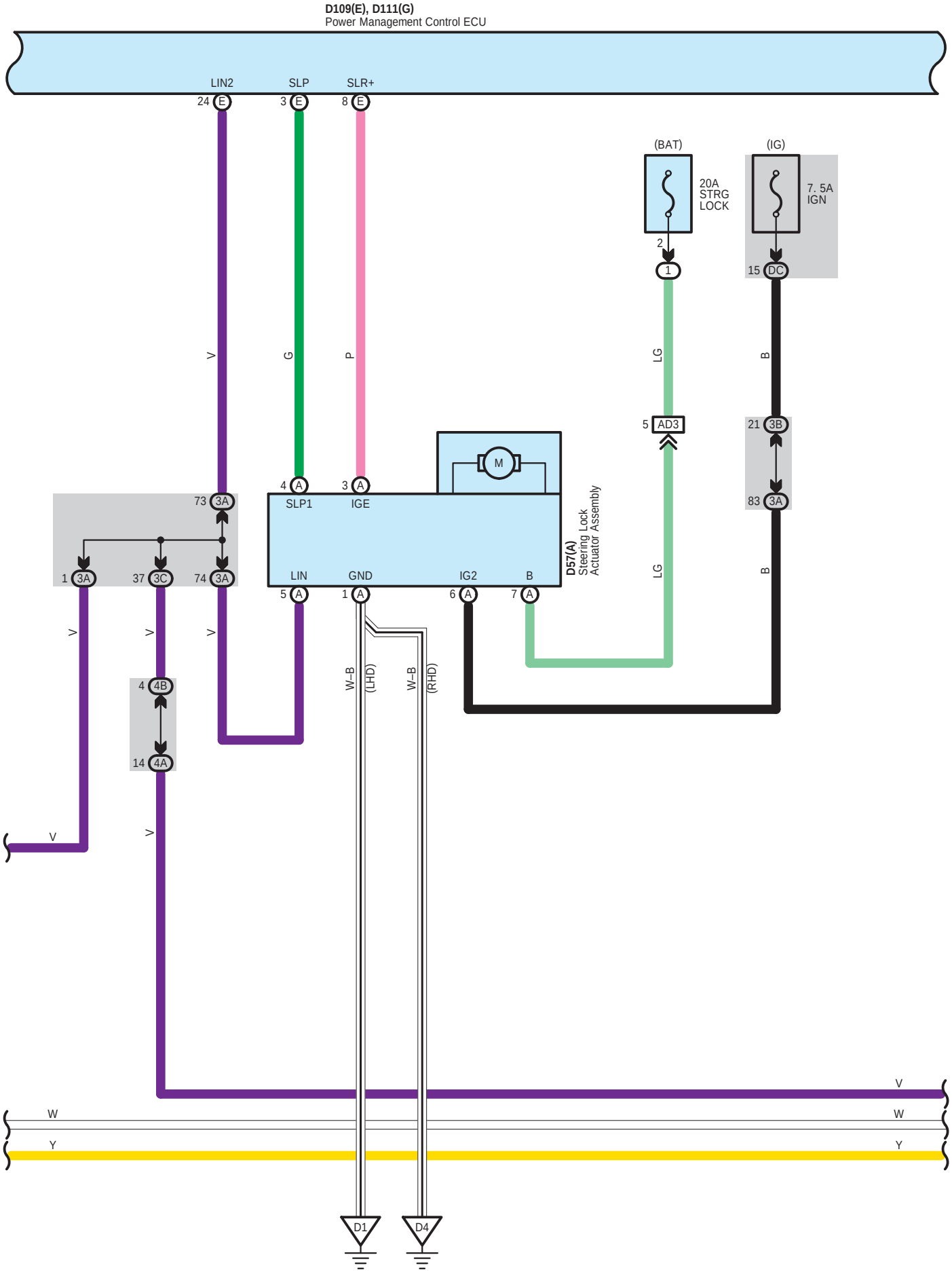
D109(E), D111(G)
Power Management Control ECU
LIN2
SLP
SLR+
24 E
3 E
8 E
(BAT)
(IG)
20A
STRG
LOCK
7. 5A
IGN
2
1
15 DC
V
G
P
LG
B
5 AD3
21 3B
83 3A
M
4 A
3 A
SLP1
IGE
73 3A
1 3A
37 3C
74 3A
LIN
GND
IG2
B
5 A
1 A
6 A
7 A
D57(A)
Steering Lock
Actuator Assembly
LG
B
V
V
V
W–B
(LHD)
W–B
(RHD)
4 4B
14 4A
V
V
V
W
W
Y
Y
D1
D4

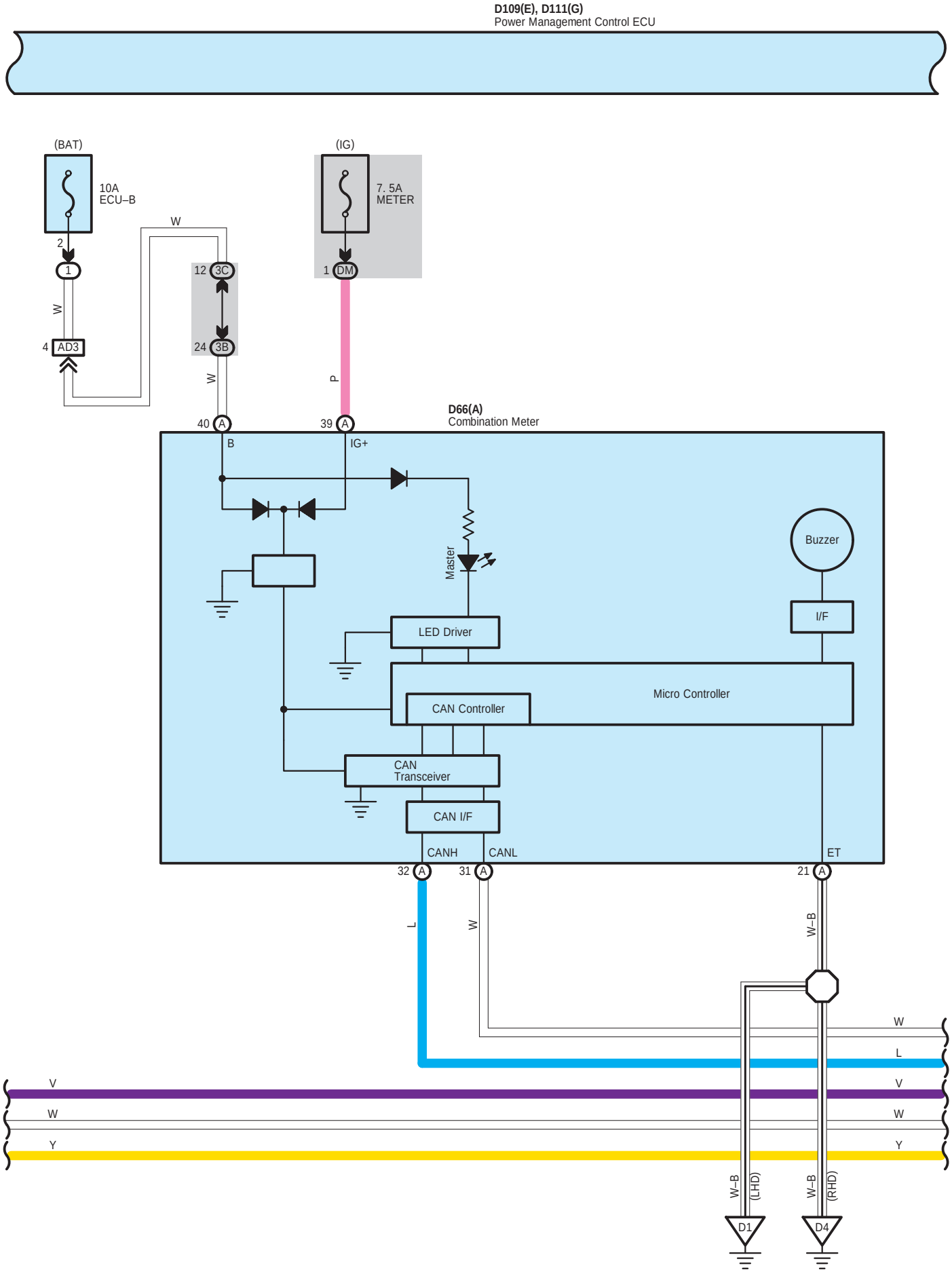
D109(E), D111(G)
Power Management Control ECU
(BAT)
10A
ECU–B
2
1
W
4
AD3
W
12
3C
24
3B
W
(IG)
7. 5A
METER
1
DM
P
40
A
B
39
A
IG+
D66(A)
Combination Meter
Master
Buzzer
I/F
LED Driver
Micro Controller
CAN Controller
CAN
Transceiver
CAN I/F
CANH
CANL
ET
32
A
31
A
21
A
L
W
W–B
W
L
V
V
W
W
Y
Y
W–B
(LHD)
W–B
(RHD)
D1
D4

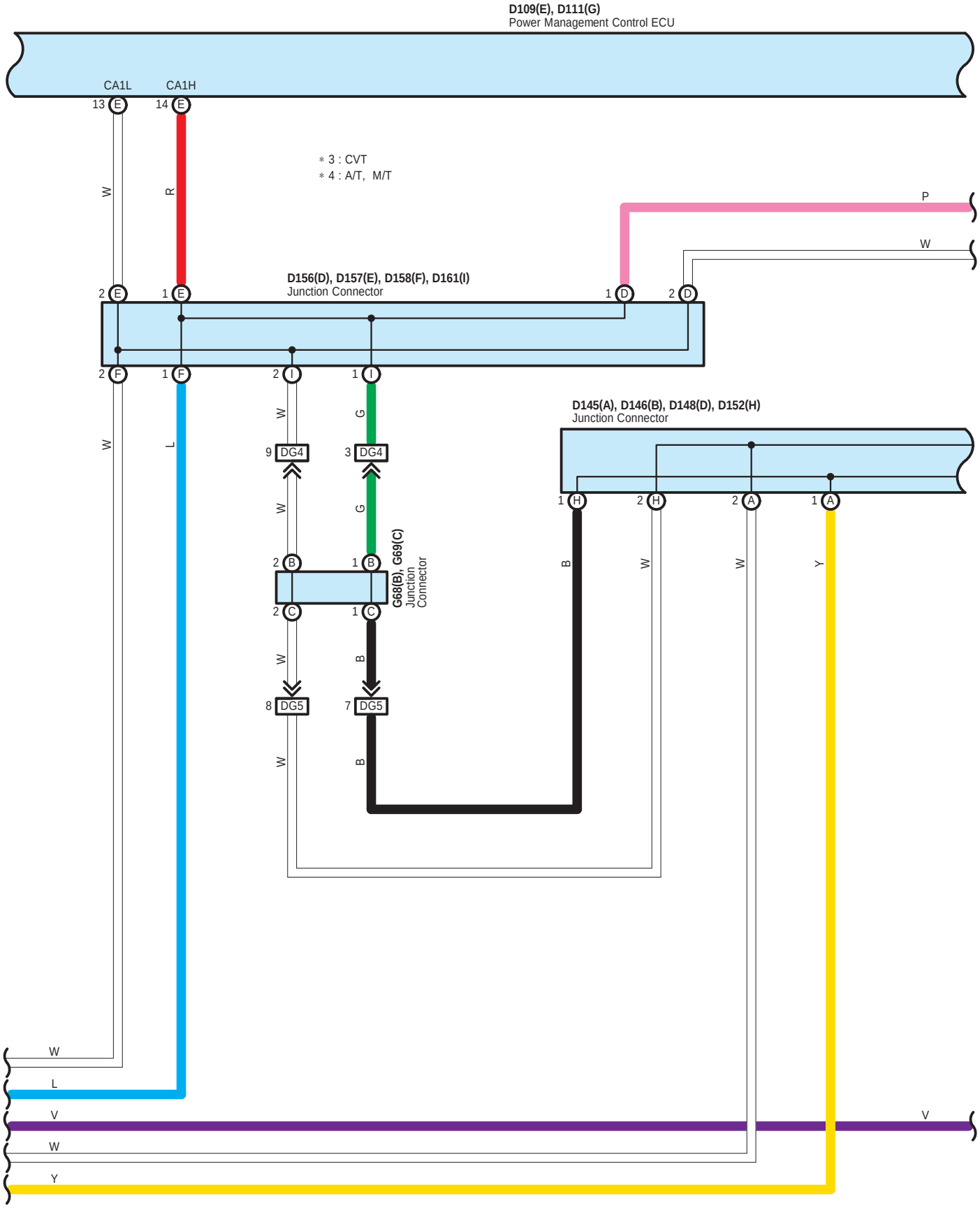
D109(E), D111(G)
Power Management Control ECU
CA1L
CA1H
13 E
14 E
* 3 : CVT
* 4 : A/T, M/T
W
R
P
W
D156(D), D157(E), D158(F), D161(I)
Junction Connector
2 E
1 E
1 D
2 D
2 F
1 F
2 I
1 I
W
L
W
G
9 DG4
3 DG4
W
G
D145(A), D146(B), D148(D), D152(H)
Junction Connector
1 H
2 H
2 A
1 A
B
W
W
Y
2 B
1 B
G68(B), G69(C)
Junction
Connector
2 C
1 C
W
B
8 DG5
7 DG5
W
B
W
L
V
V
W
Y

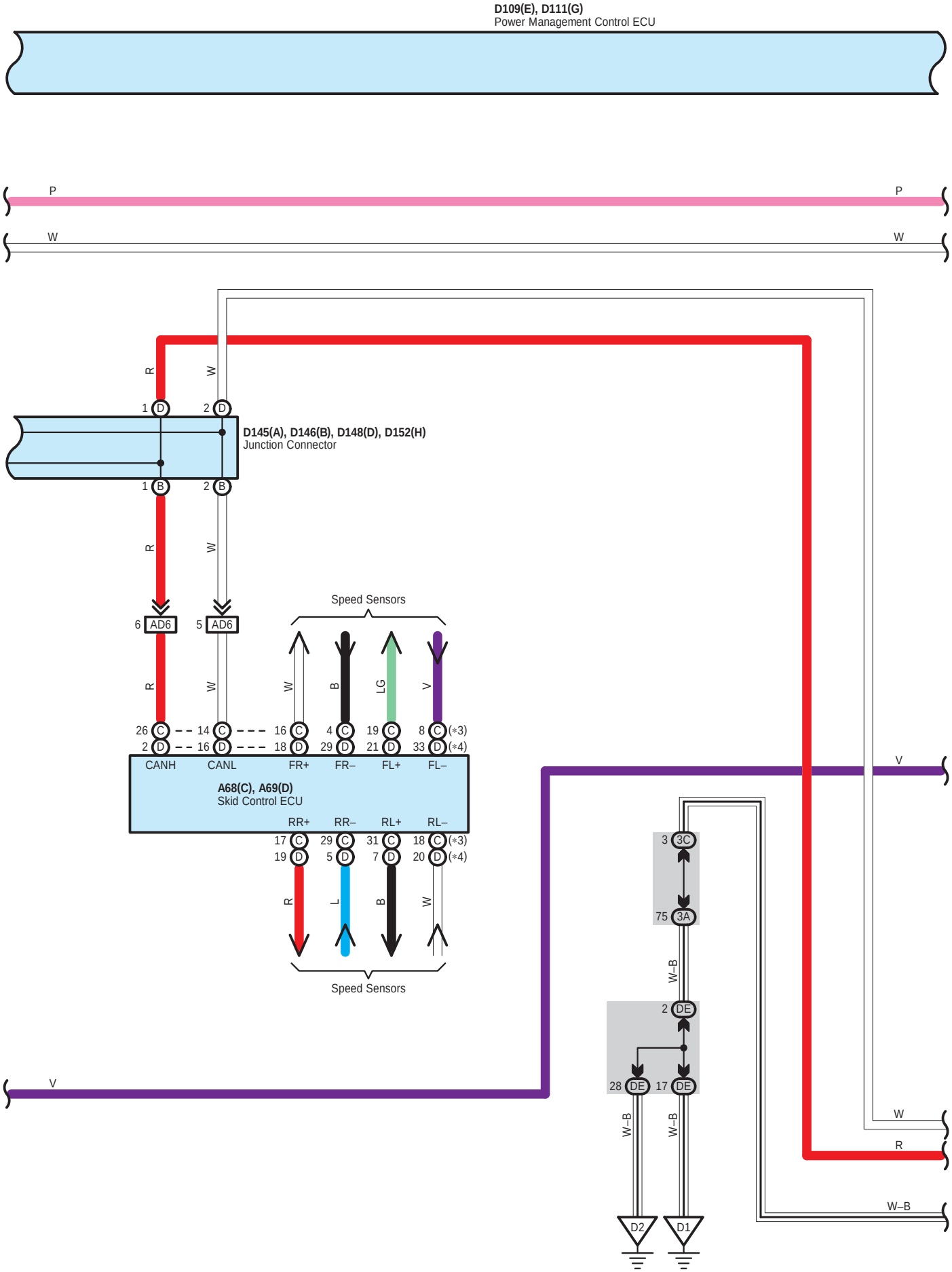
D109(E), D111(G)
Power Management Control ECU
P
P
W
W
R
W
1 D
2 D
D145(A), D146(B), D148(D), D152(H)
Junction Connector
1 B
2 B
R
W
6 AD6
5 AD6
Speed Sensors
R
W
W
B
LG
V
26 C
2 D
14 C
16 D
16 C
18 D
4 C
29 D
19 C
21 D
8 C (*3)
33 D (*4)
CANH
CANL
FR+
FR–
FL+
FL–
A68(C), A69(D)
Skid Control ECU
RR+
RR–
RL+
RL–
17 C
19 D
29 C
5 D
31 C
7 D
18 C (*3)
20 D (*4)
R
L
B
W
Speed Sensors
V
V
3 3C
75 3A
W–B
2 DE
28 DE
17 DE
W–B
W–B
D2
D1
W
R
W–B

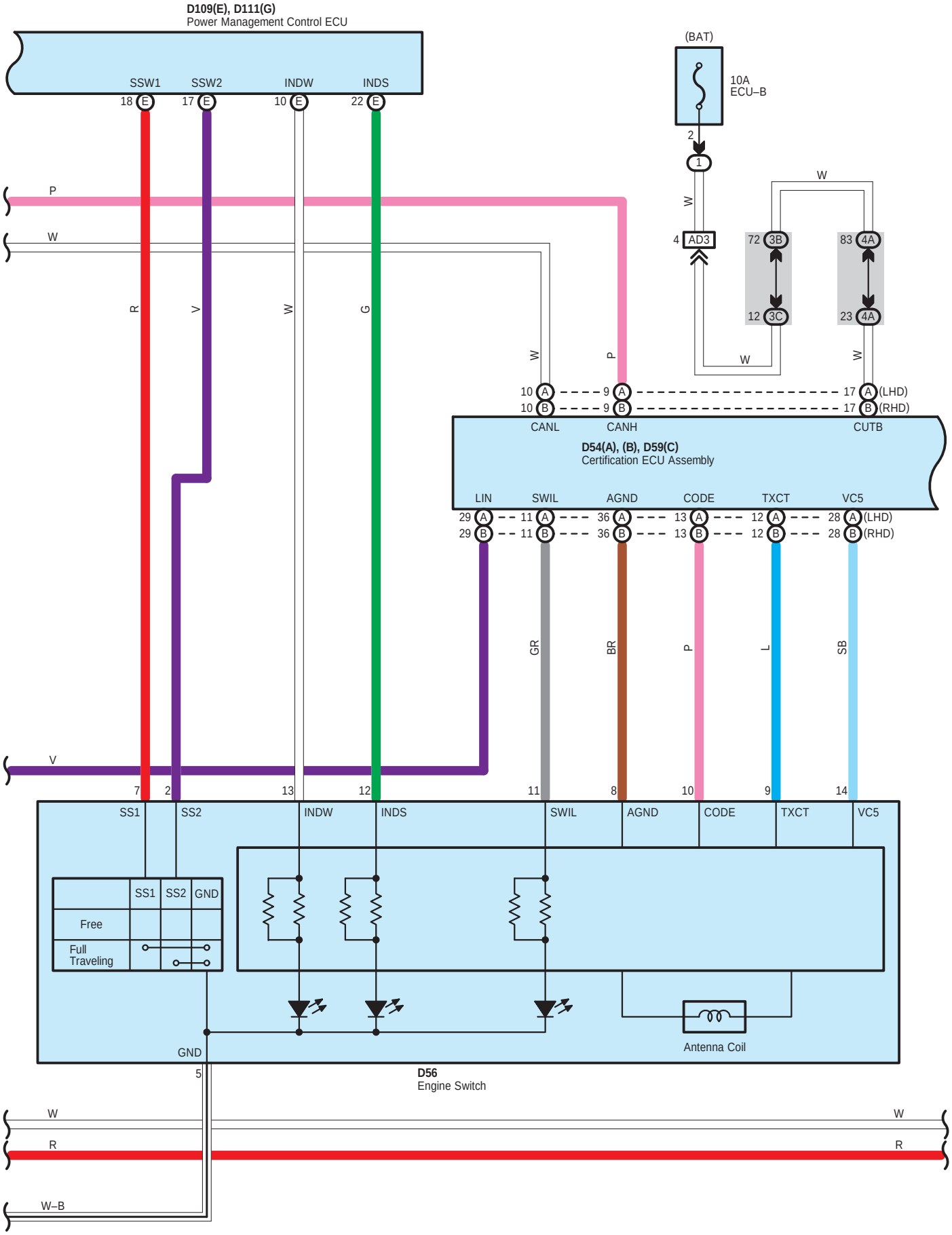
D109(E), D111(G)
Power Management Control ECU
SSW1
SSW2
INDW
INDS
18 E
17 E
10 E
22 E
(BAT)
10A
ECU–B
2
1
W
4 AD3
72 3B
83 4A
12 3C
23 4A
P
W
R
V
W
G
10 A
10 B
9 A
9 B
17 A (LHD)
17 B (RHD)
CANL
CANH
CUTB
D54(A), (B), D59(C)
Certification ECU Assembly
LIN
SWIL
AGND
CODE
TXCT
VC5
29 A
29 B
11 A
11 B
36 A
36 B
13 A
13 B
12 A
12 B
28 A (LHD)
28 B (RHD)
GR
BR
P
L
SB
7
2
13
12
11
8
10
9
14
SS1
SS2
INDW
INDS
SWIL
AGND
CODE
TXCT
VC5
SS1
SS2
GND
Free
Full Traveling
Antenna Coil
GND
5
D56
Engine Switch
W
R
W–B

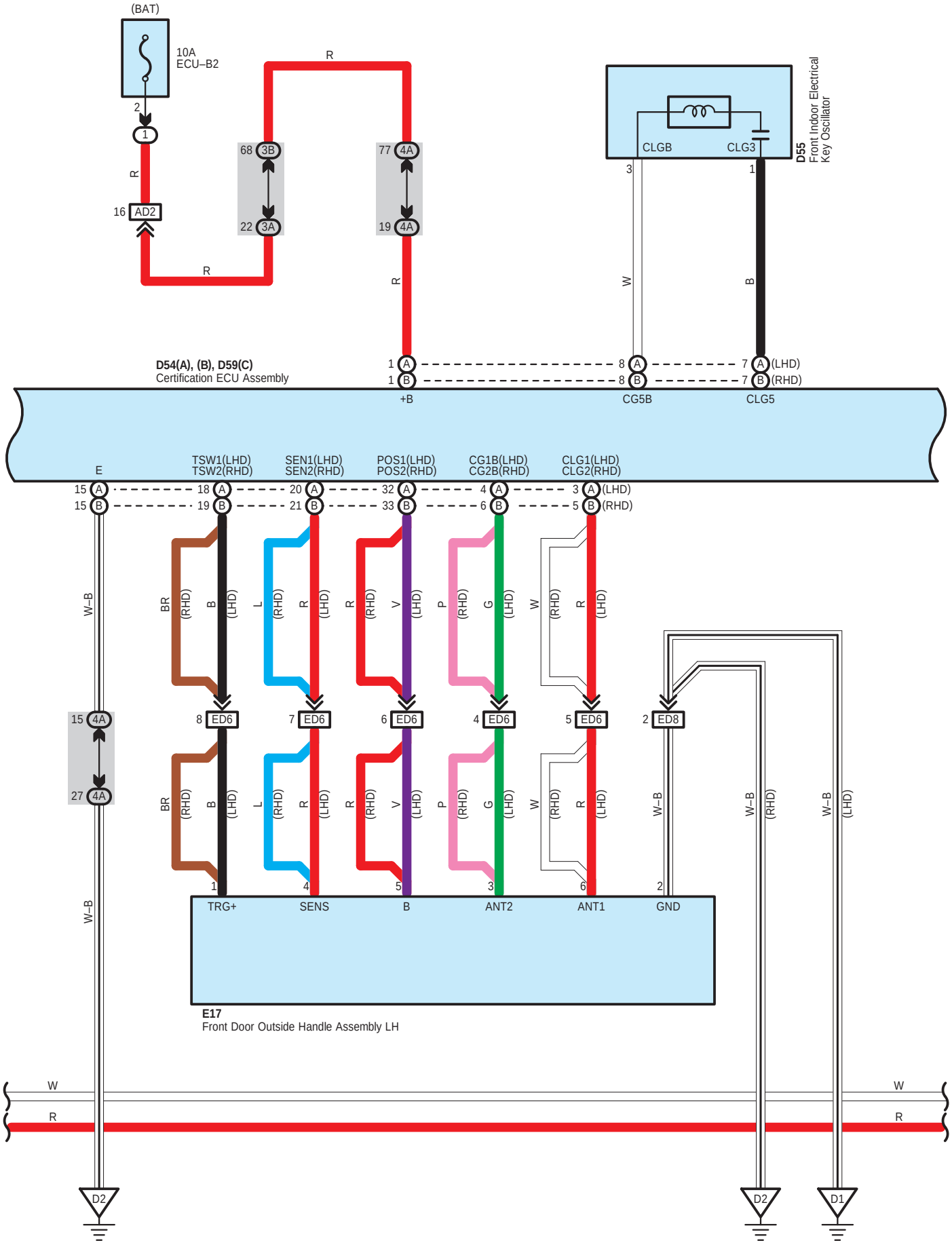
(BAT)
10A
ECU–B2
AD2
68 3B
22 3A
77 4A
19 4A
CLGB
CLG3
D55
Front Indoor Electrical Key Oscillator
D54(A), (B), D59(C)
Certification ECU Assembly
+B
CG5B
CLG5
(LHD)
(RHD)
E
TSW1(LHD)
TSW2(RHD)
SEN1(LHD)
SEN2(RHD)
POS1(LHD)
POS2(RHD)
CG1B(LHD)
CG2B(RHD)
CLG1(LHD)
CLG2(RHD)
ED6
ED8
TRG+
SENS
B
ANT2
ANT1
GND
E17
Front Door Outside Handle Assembly LH
D2
D1

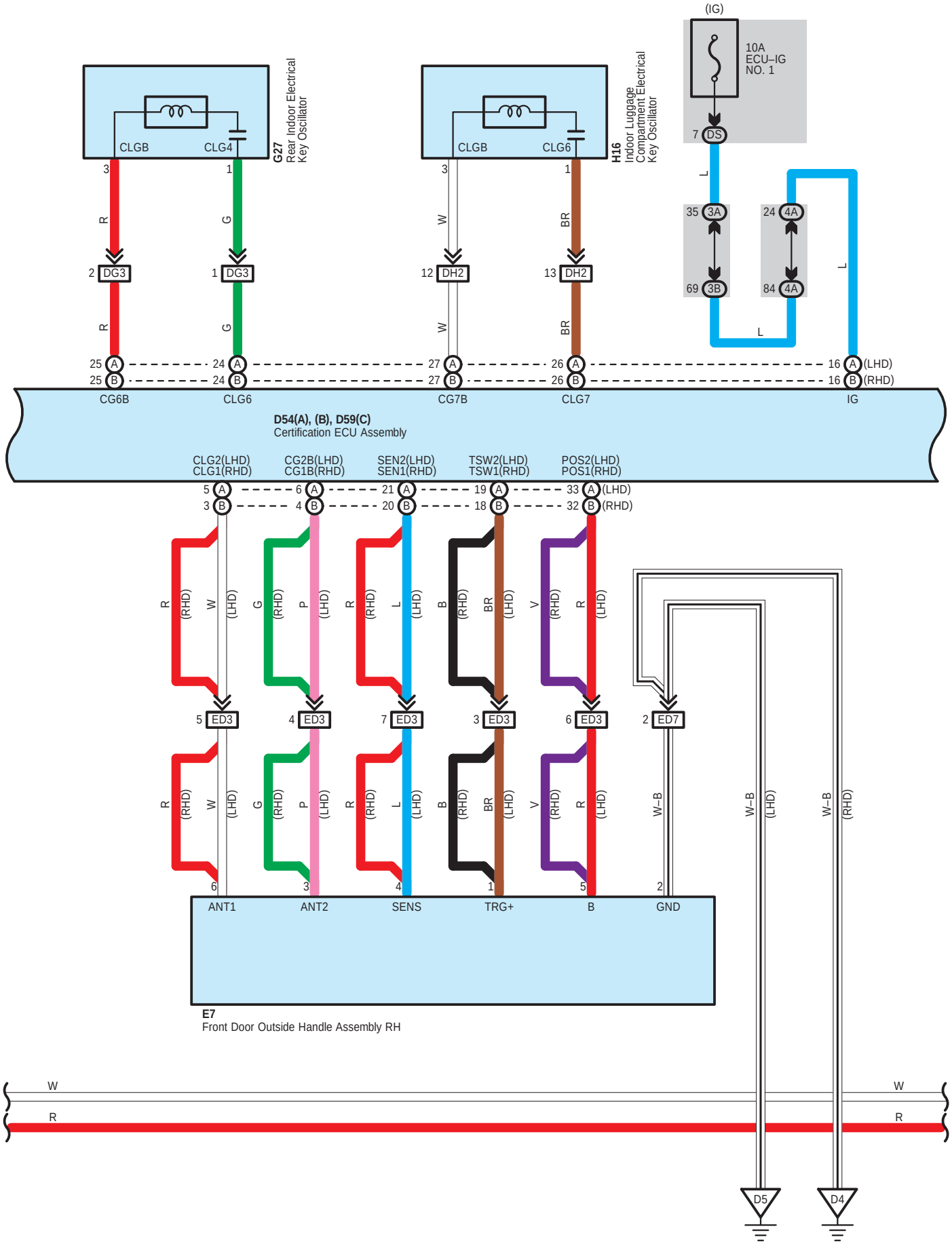
(IG)
10A
ECU–IG
NO. 1
7 DS
G27
Rear Indoor Electrical
Key Oscillator
CLGB
CLG4
H16
Indoor Luggage
Compartment Electrical
Key Oscillator
CLGB
CLG6
35 3A
24 4A
69 3B
84 4A
2 DG3
1 DG3
12 DH2
13 DH2
25 A
25 B
24 A
24 B
27 A
27 B
26 A
26 B
16 A (LHD)
16 B (RHD)
CG6B
CLG6
CG7B
CLG7
IG
D54(A), (B), D59(C)
Certification ECU Assembly
CLG2(LHD)
CLG1(RHD)
CG2B(LHD)
CG1B(RHD)
SEN2(LHD)
SEN1(RHD)
TSW2(LHD)
TSW1(RHD)
POS2(LHD)
POS1(RHD)
5 A
3 B
6 A
4 B
21 A
20 B
19 A
18 B
33 A (LHD)
32 B (RHD)
5 ED3
4 ED3
7 ED3
3 ED3
6 ED3
2 ED7
6
3
4
1
5
2
ANT1
ANT2
SENS
TRG+
B
GND
E7
Front Door Outside Handle Assembly RH
D5
D4

*10 : Sedan
*11 : Wagon

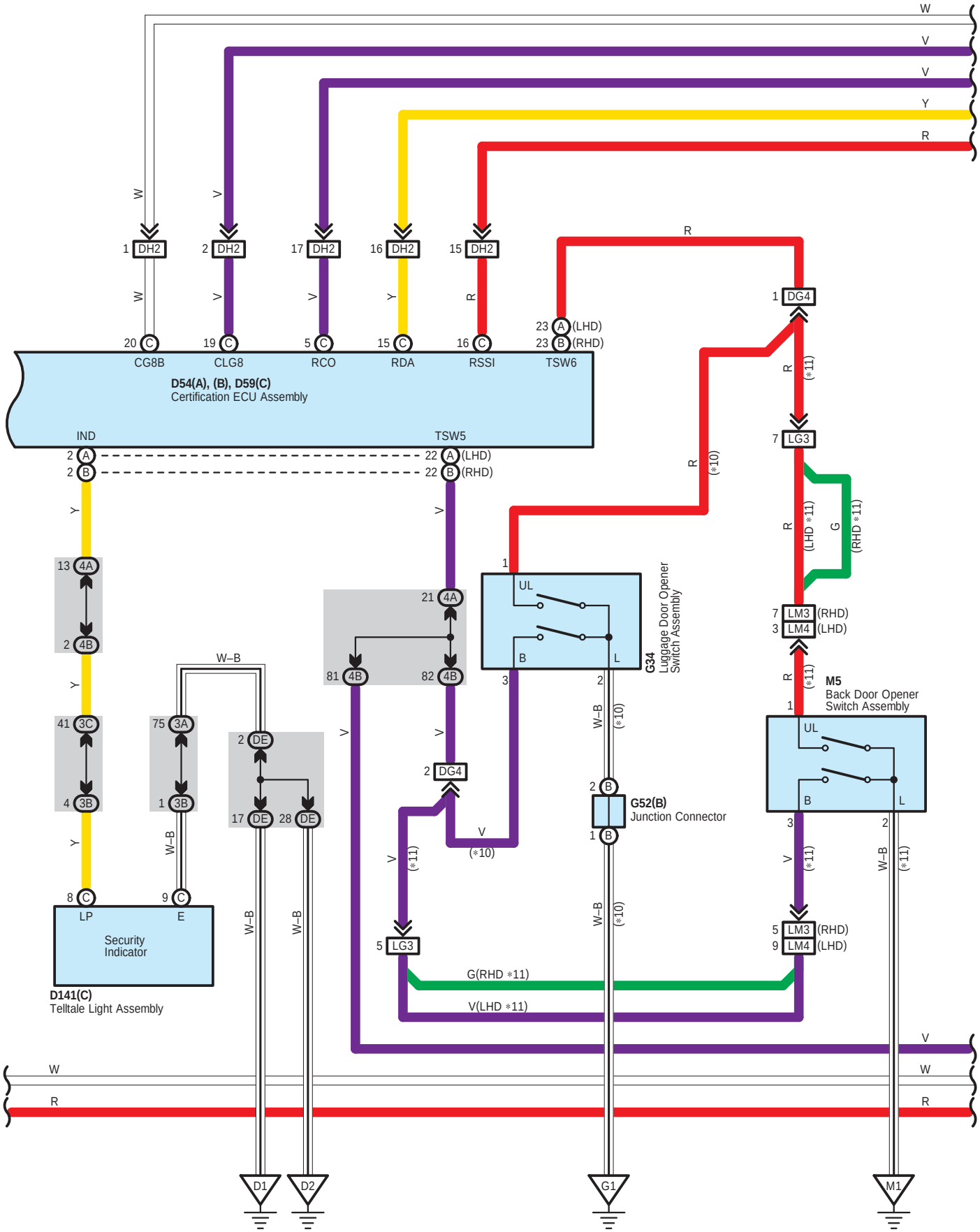

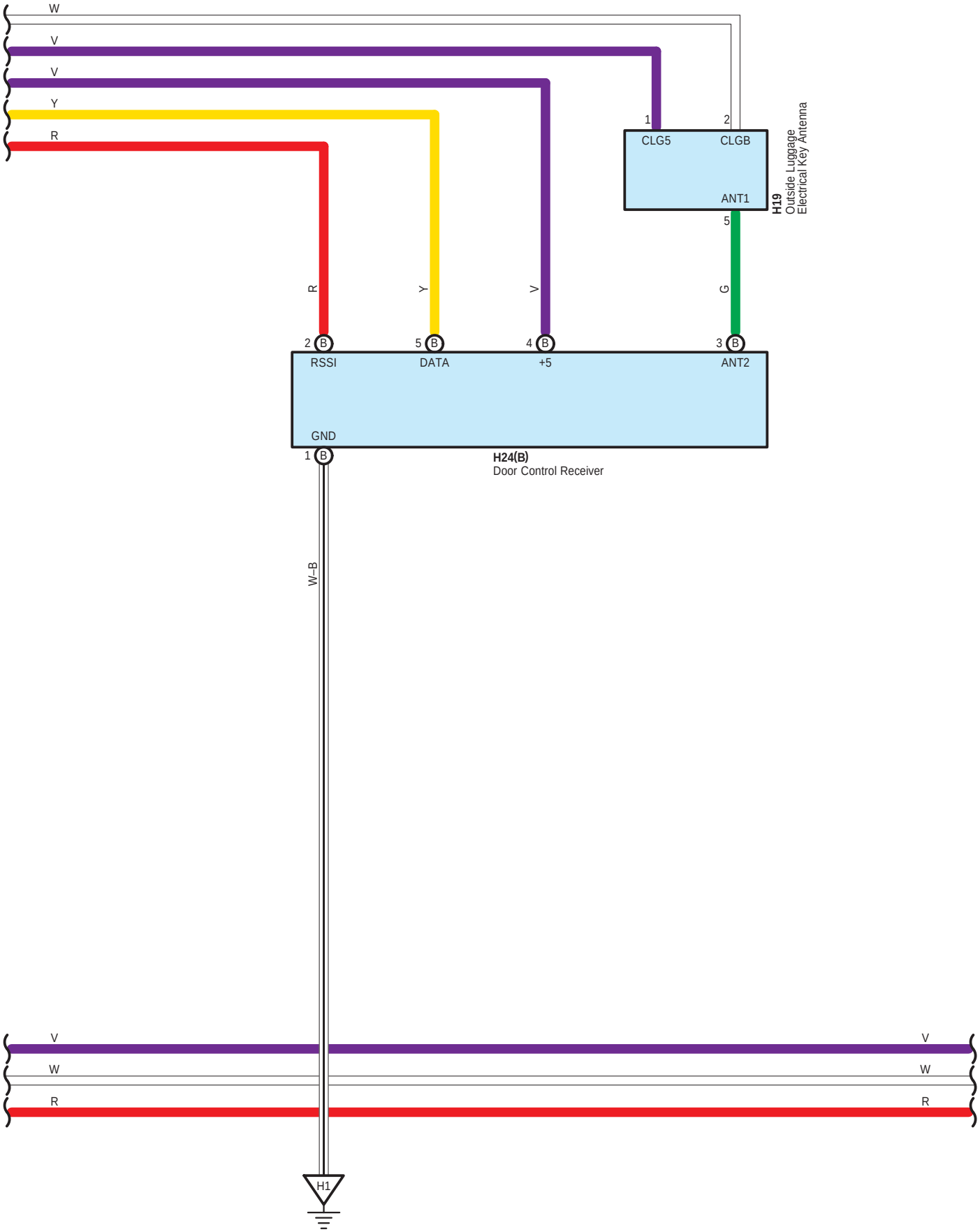
W
V
V
Y
R
1
2
CLG5
CLGB
ANT1
H19
Outside Luggage
Electrical Key Antenna
5
R
Y
V
G
2 B
5 B
4 B
3 B
RSSI
DATA
+5
ANT2
GND
1 B
H24(B)
Door Control Receiver
W–B
V
W
R
V
W
R
H1

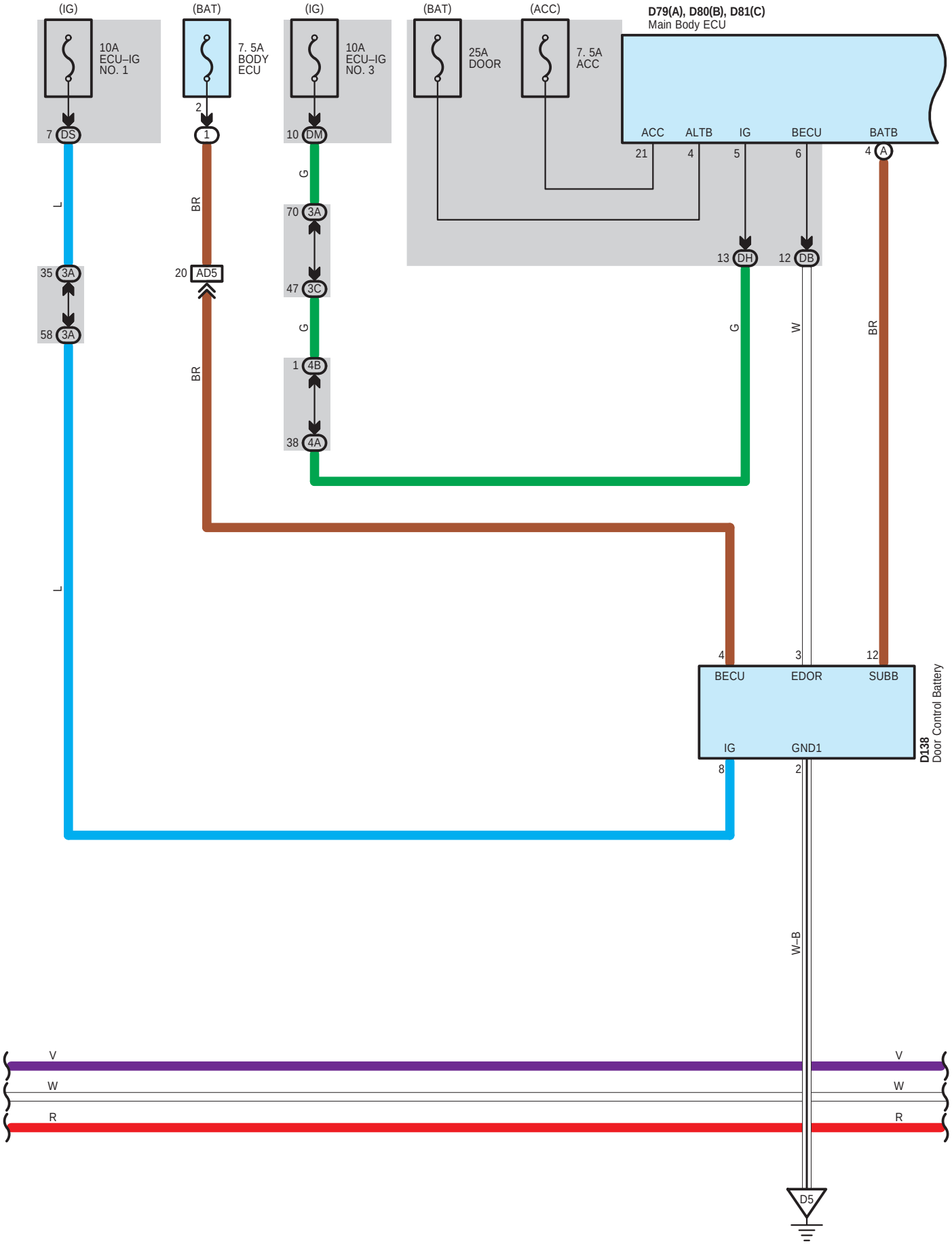
(IG)
10A
ECU–IG
NO. 1
7 DS
(BAT)
7. 5A
BODY
ECU
2
1
(IG)
10A
ECU–IG
NO. 3
10 DM
(BAT)
25A
DOOR
(ACC)
7. 5A
ACC
D79(A), D80(B), D81(C)
Main Body ECU
ACC
ALTB
IG
BECU
BATB
21
4
5
6
4 A
70 3A
47 3C
1 4B
38 4A
13 DH
12 DB
35 3A
58 3A
20 AD5
L
BR
G
W
4
3
12
BECU
EDOR
SUBB
IG
GND1
8
2
D138
Door Control Battery
W–B
V
W
R
D5

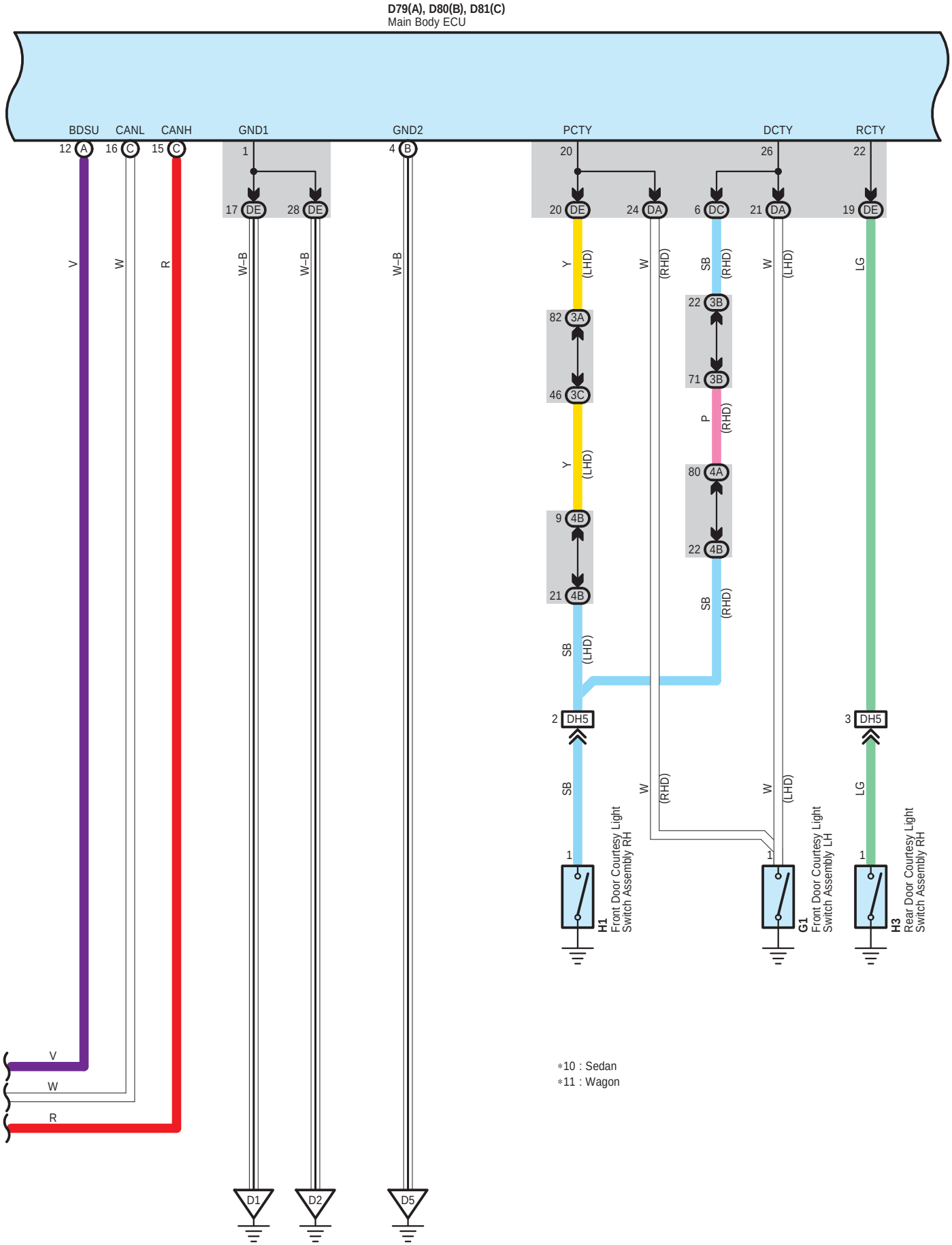
D79(A), D80(B), D81(C)
Main Body ECU
BDSU
CANL
CANH
GND1
GND2
PCTY
DCTY
RCTY
12 A
16 C
15 C
1
4 B
20
26
22
17 DE
28 DE
20 DE
24 DA
6 DC
21 DA
19 DE
V
W
R
W–B
W–B
W–B
Y (LHD)
W (RHD)
SB (RHD)
W (LHD)
LG
82 3A
46 3C
22 3B
71 3B
P (RHD)
Y (LHD)
80 4A
9 4B
22 4B
21 4B
SB (RHD)
SB (LHD)
2 DH5
3 DH5
SB
W (RHD)
W (LHD)
LG
1
1
1
H1
Front Door Courtesy Light Switch Assembly RH
G1
Front Door Courtesy Light Switch Assembly LH
H3
Rear Door Courtesy Light Switch Assembly RH
V
W
R
D1
D2
D5
∗10 : Sedan
∗11 : Wagon

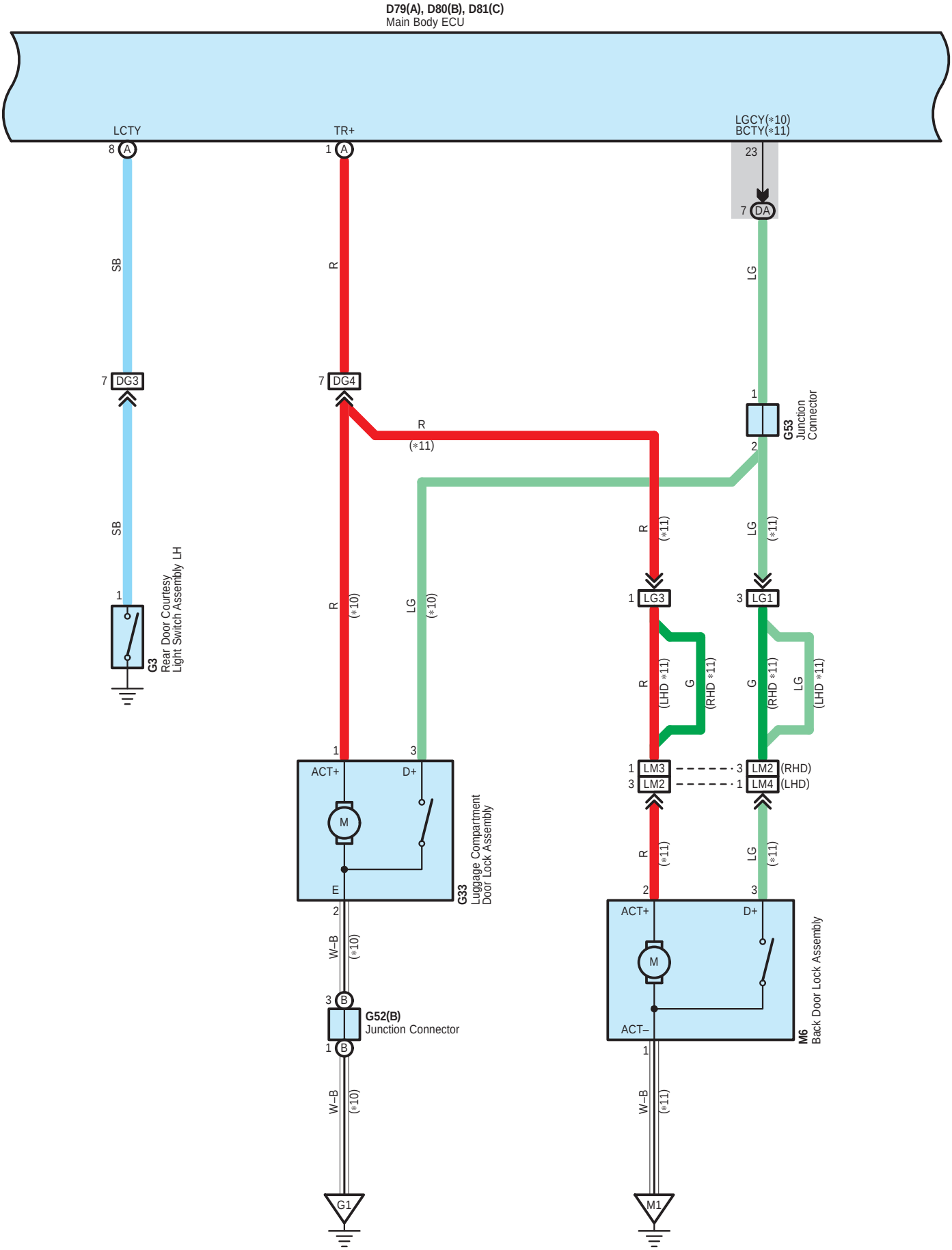
D79(A), D80(B), D81(C)
Main Body ECU
LCTY
TR+
LGCY(*10)
BCTY(*11)
8 A
1 A
23
7 DA
SB
R
LG
7 DG3
7 DG4
1
2
G53
Junction Connector
R
(*11)
SB
R
(*11)
LG
(*11)
1 LG3
3 LG1
1
G3
Rear Door Courtesy
Light Switch Assembly LH
R
(*10)
LG
(*10)
R
(LHD *11)
G
(RHD *11)
G
(RHD *11)
LG
(LHD *11)
1
3
ACT+
D+
M
E
G33
Luggage Compartment
Door Lock Assembly
1 LM3
3 LM2
3 LM2 (RHD)
1 LM4 (LHD)
R
(*11)
LG
(*11)
2
3
ACT+
D+
M
ACT–
M6
Back Door Lock Assembly
2
W–B
(*10)
3 B
G52(B)
Junction Connector
1 B
W–B
(*10)
G1
1
W–B
(*11)
M1

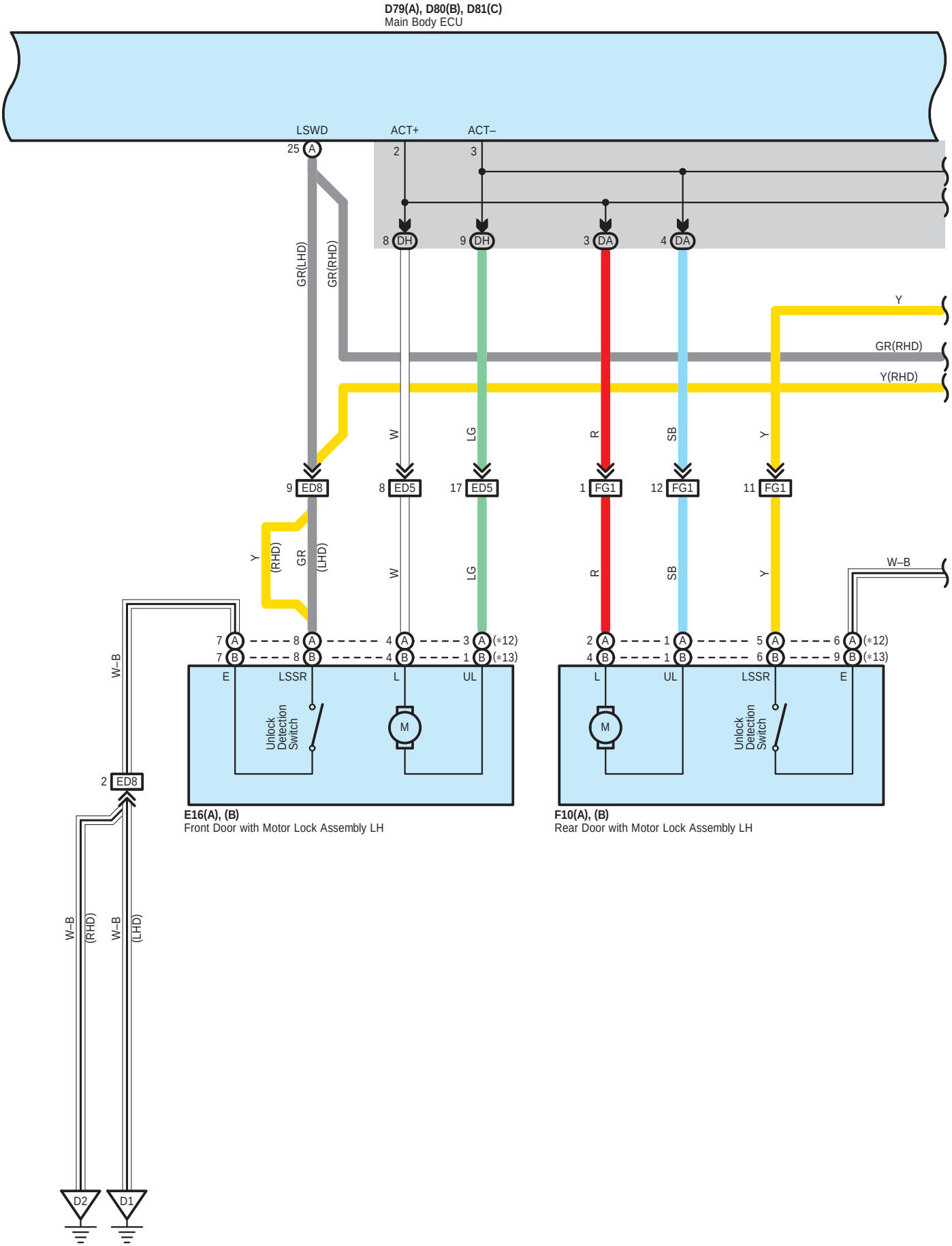
D79(A), D80(B), D81(C)
Main Body ECU
LSWD
ACT+
ACT–
25 A
2
3
8 DH
9 DH
3 DA
4 DA
GR(LHD)
GR(RHD)
Y
GR(RHD)
Y(RHD)
W
LG
R
SB
Y
9 ED8
8 ED5
17 ED5
1 FG1
12 FG1
11 FG1
Y (RHD)
GR (LHD)
W–B
7 A
7 B
8 A
8 B
4 A
4 B
3 A (*12)
1 B (*13)
2 A
4 B
1 A
1 B
5 A
6 B
6 A (*12)
9 B (*13)
E
LSSR
L
UL
Unlock Detection Switch
M
2 ED8
E16(A), (B)
Front Door with Motor Lock Assembly LH
F10(A), (B)
Rear Door with Motor Lock Assembly LH
W–B (RHD)
W–B (LHD)
D2
D1

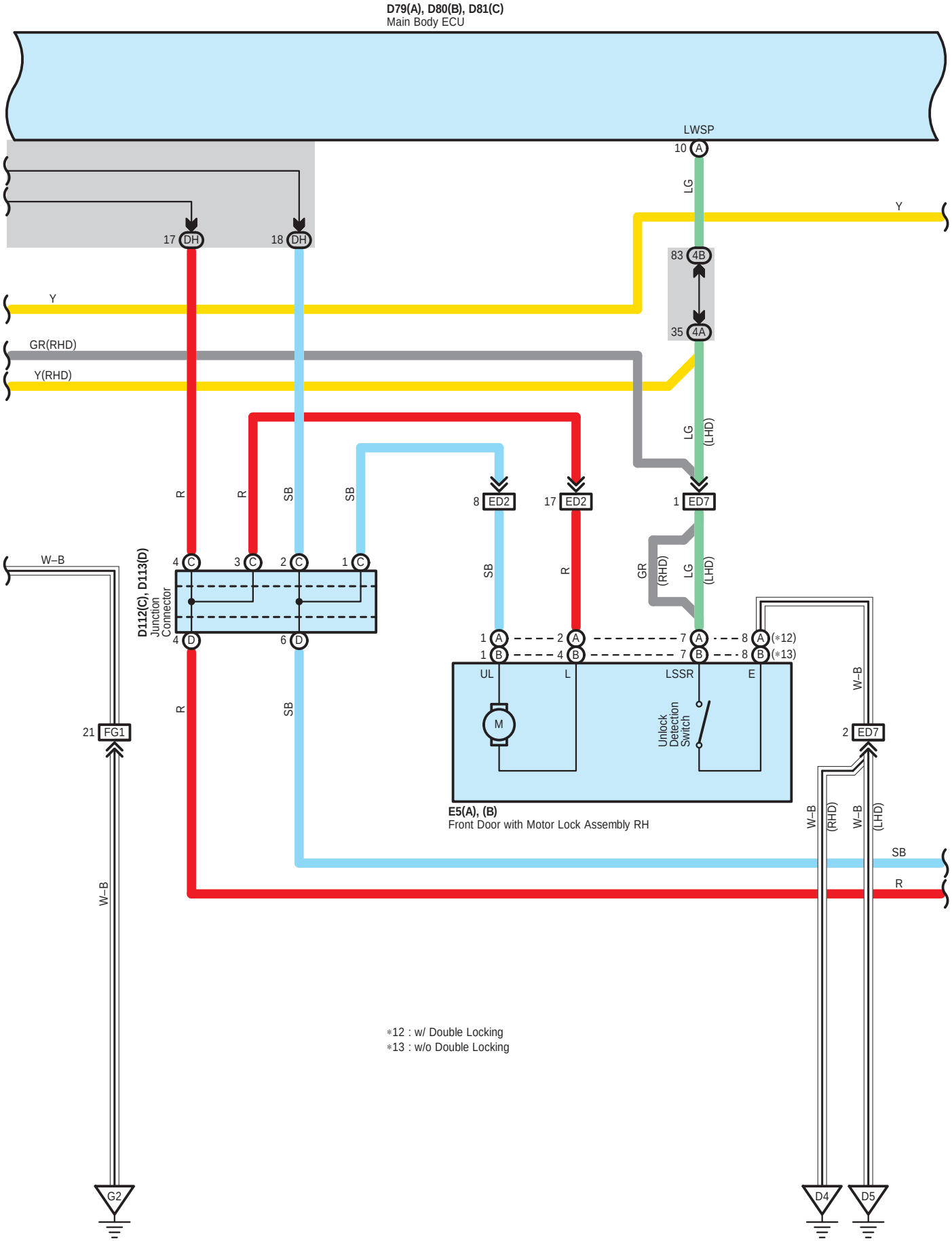
D79(A), D80(B), D81(C)
Main Body ECU
LWSP
10 A
LG
Y
17 DH
18 DH
83 4B
35 4A
Y
GR(RHD)
Y(RHD)
LG
(LHD)
R
R
SB
SB
8 ED2
17 ED2
1 ED7
W–B
4 C
3 C
2 C
1 C
D112(C), D113(D)
Junction
Connector
4 D
6 D
SB
R
GR
(RHD)
LG
(LHD)
1 A
2 A
7 A
8 A (*12)
1 B
4 B
7 B
8 B (*13)
UL
L
LSSR
E
M
Unlock
Detection
Switch
W–B
21 FG1
2 ED7
E5(A), (B)
Front Door with Motor Lock Assembly RH
W–B
(RHD)
W–B
(LHD)
SB
R
W–B
*12 : w/ Double Locking
*13 : w/o Double Locking
G2
D4
D5

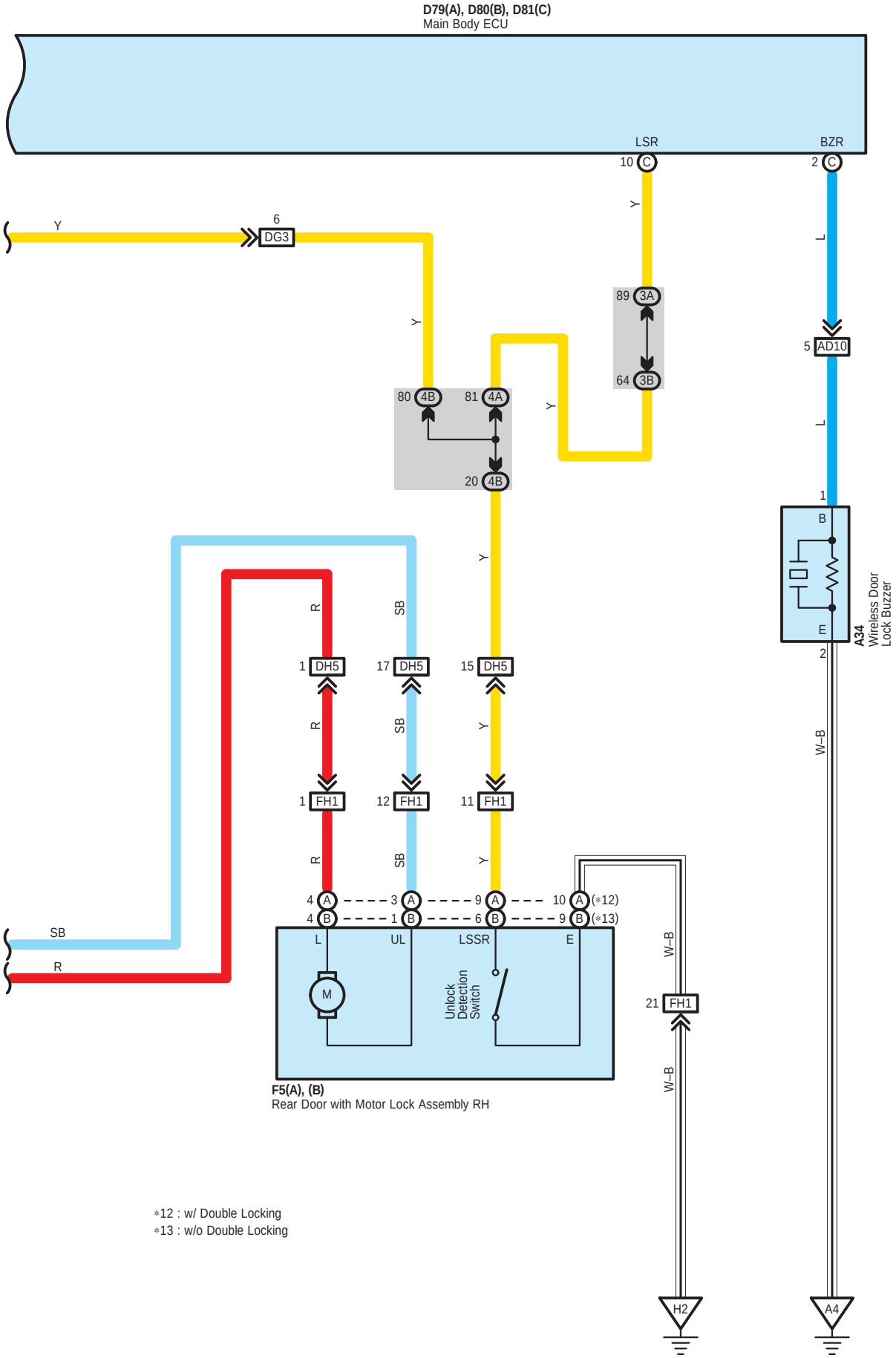

*12 : w/ Double Locking
*13 : w/o Double Locking

A 3
Black

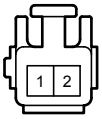

A 34
Gray



A 40
Black

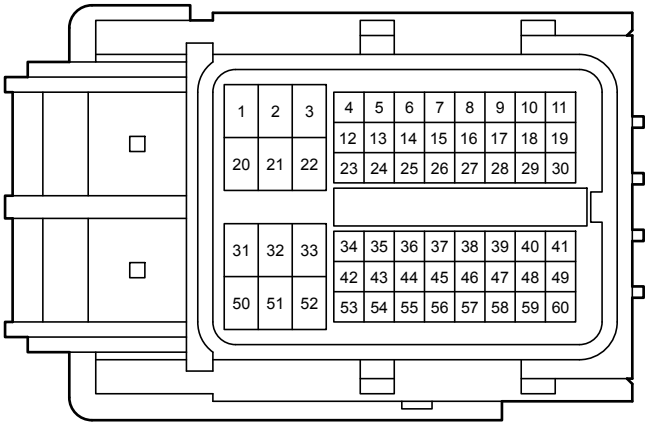

A 67
Black

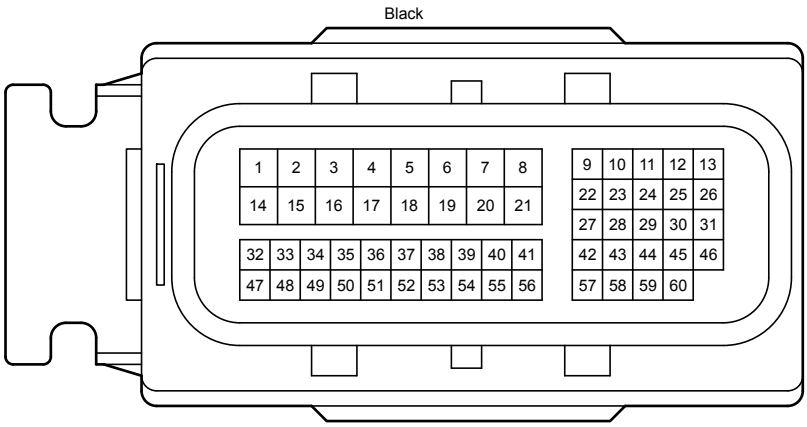

A 68
Black

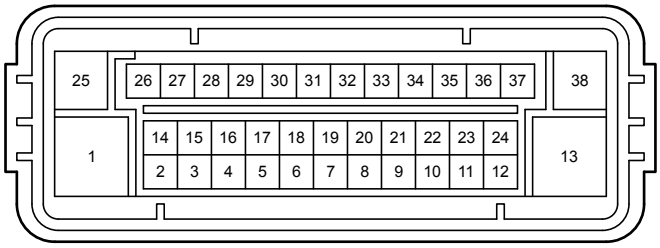

A 69
Black

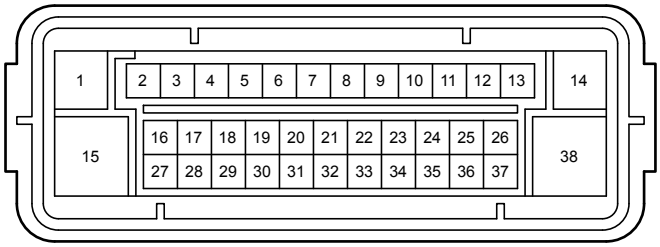

B 4

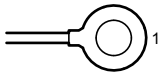

B 9
Black

B 14
Gray

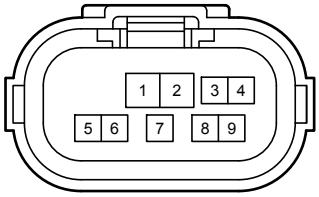

D 26
White

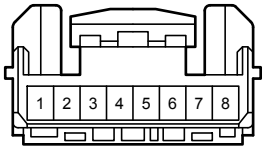

D 54
White

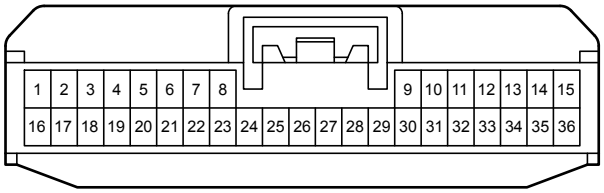

D 55
White

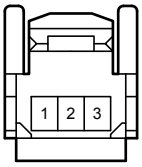

D 56
Black

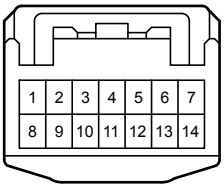

D 57
Black

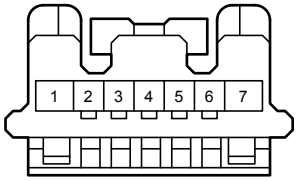

D 59
White

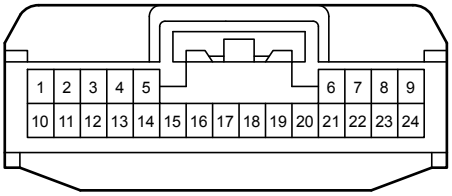

D 66
Black

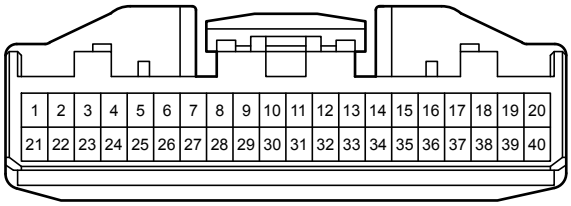

(Before Oct. 2016 Production)

D 66
White

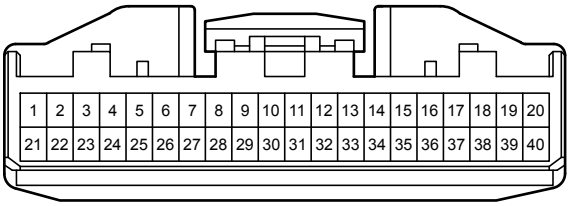

(From Oct. 2016 Production)

D 79
White

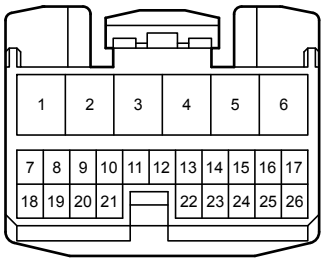

D 80
White

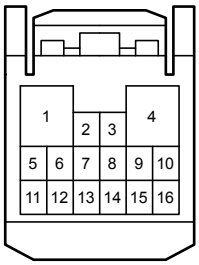

D 81
White

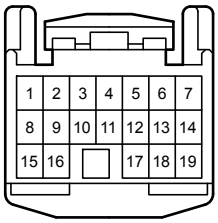

D109
White

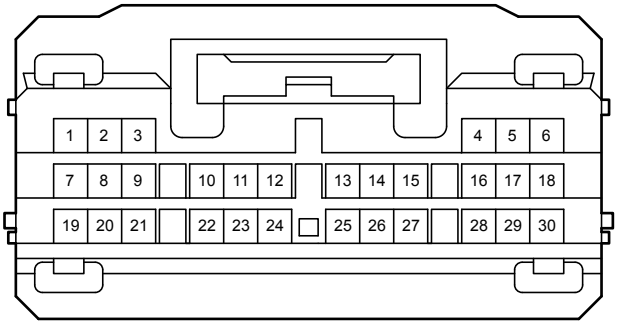

D111
Gray

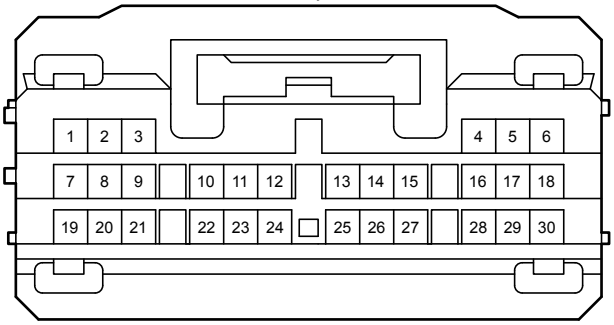

D112
White



D113
White



D138
Gray

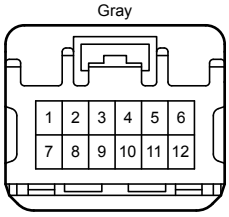

D141
Black



D145
White

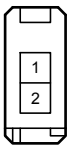

D146
White

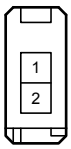

D148
White

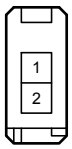

D152
White

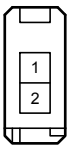

D156
White

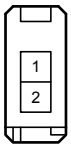

D157
White

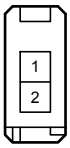

D158
White

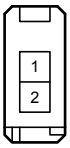

D161
White

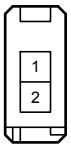

E 5
White

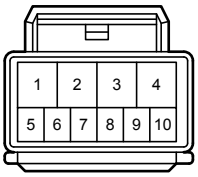

E 7
Gray

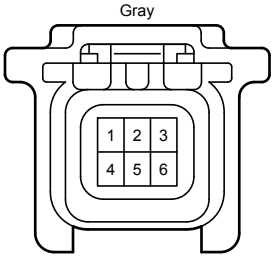

E 16
White

E 17
Gray

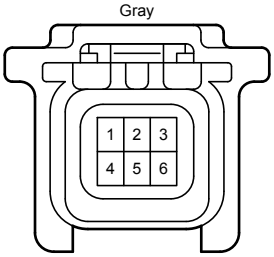

F 5
White

F 10
White

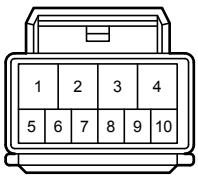

G 1
White

G 3
White

G 27
White

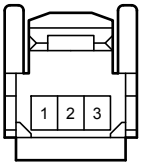

G 33
Black



G 34
White

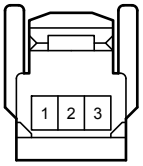

G 52
White

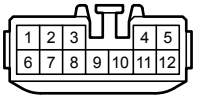

G 53
White

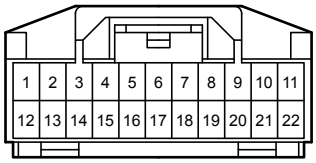

G 68
White

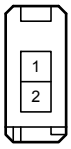

G 69
White

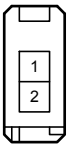

H 1
White

H 3
White

H 16
White

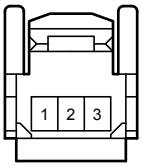

H 19
White

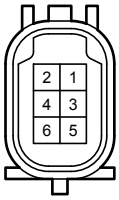

H 24
Blue

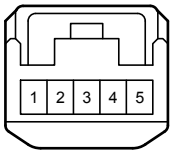

M 5
White

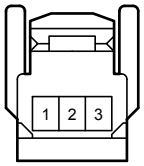

M 6
Black

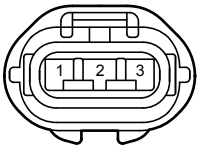

3A
White

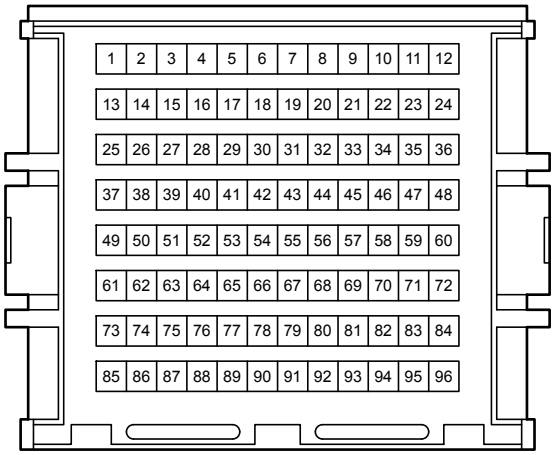

3B
White

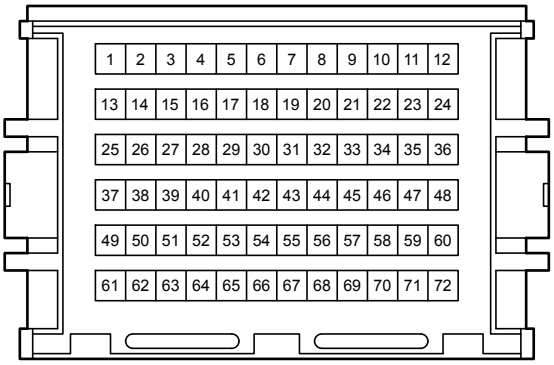

3C
White

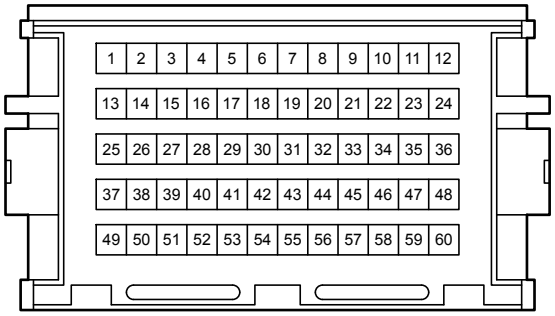

4A
White

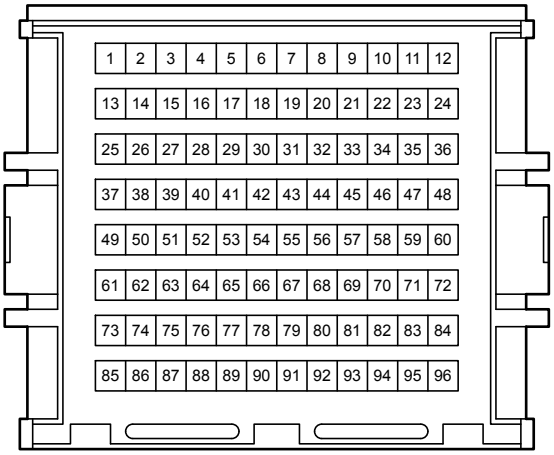

4B
White

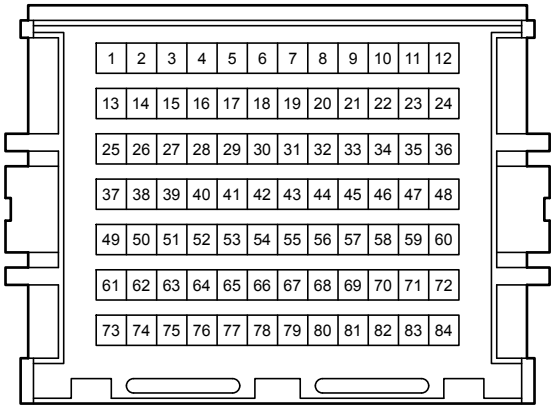

DA
White

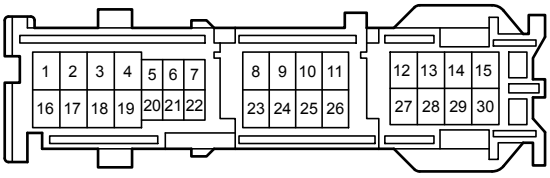

DB
White

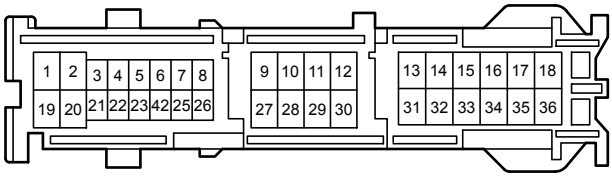

DC
White

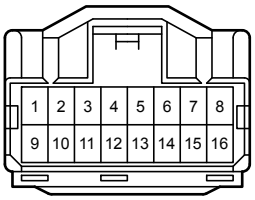

DE
White

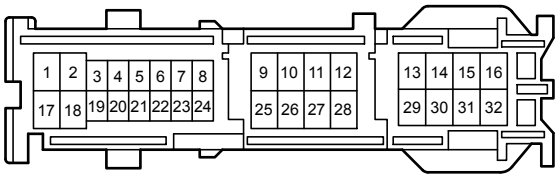

DH
White

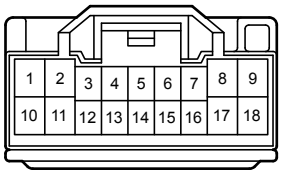

DM
White

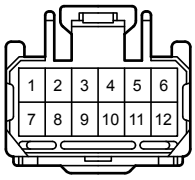

DS
White

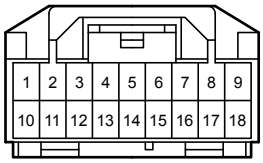

AD1
White

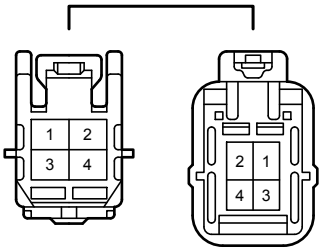

AD2
Gray

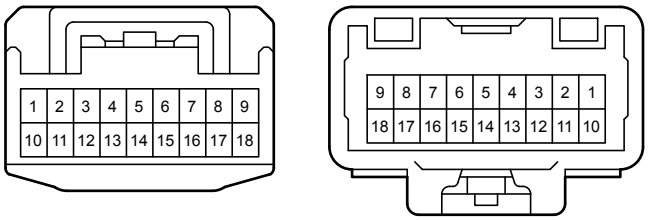

AD3
White

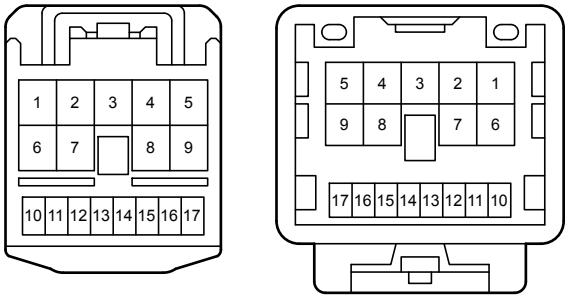

AD5
White

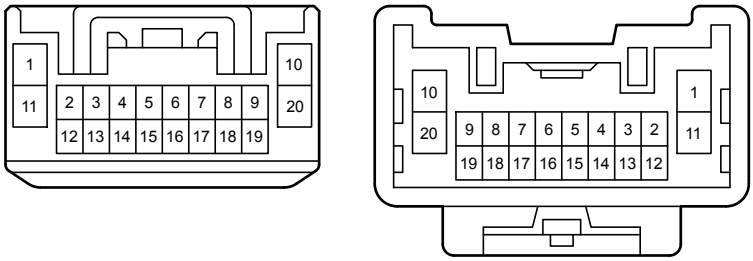

AD6
Gray

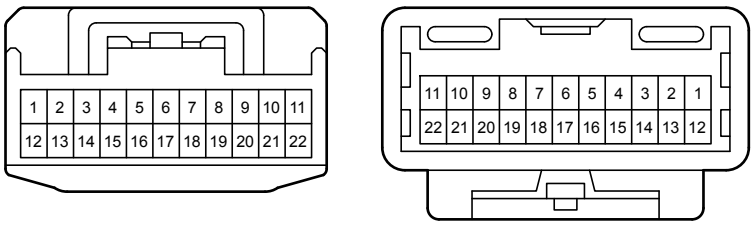

AD10
Blue White

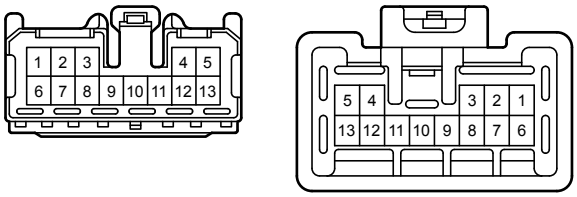

BA1
White

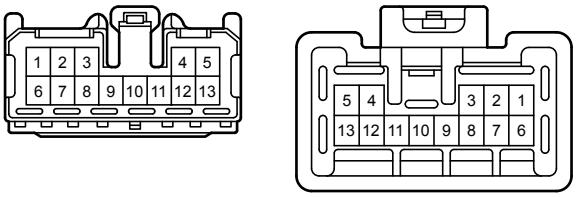

BA3
Gray

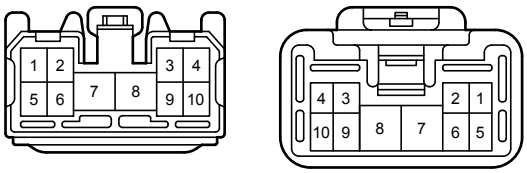

DG3
White

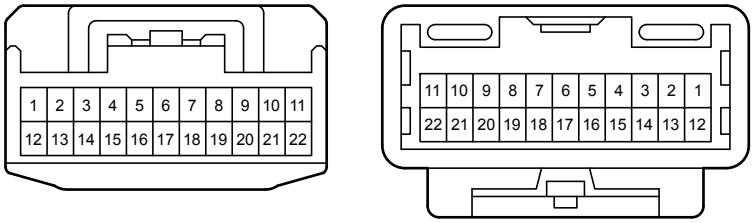

DG4
White

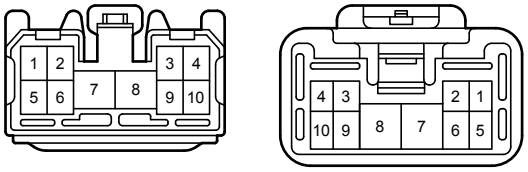

DG5
White

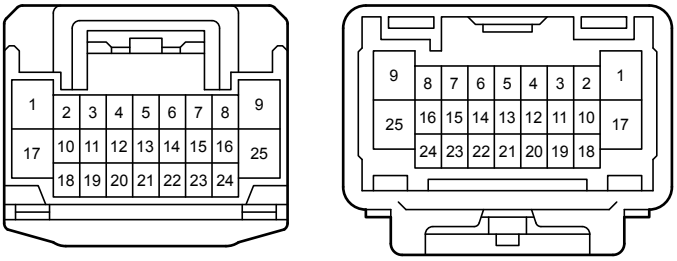

DH2
White

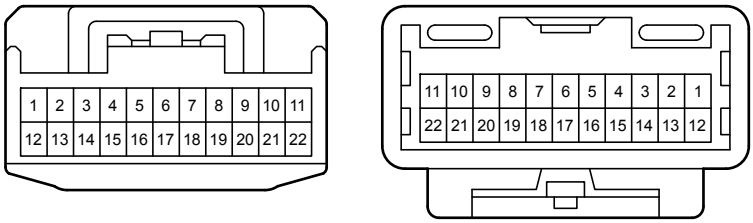

DH5
White

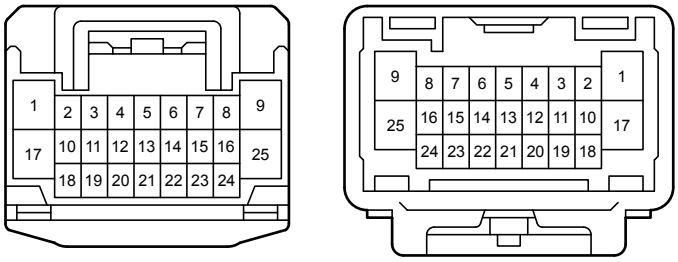

ED2
White

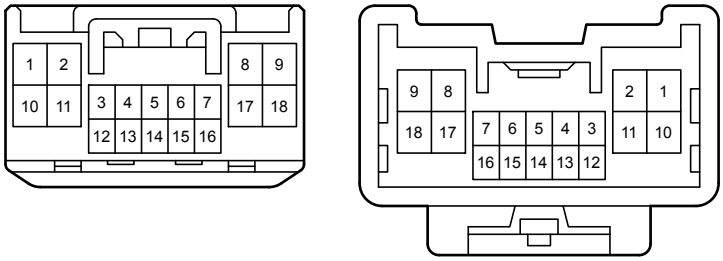

ED3
White

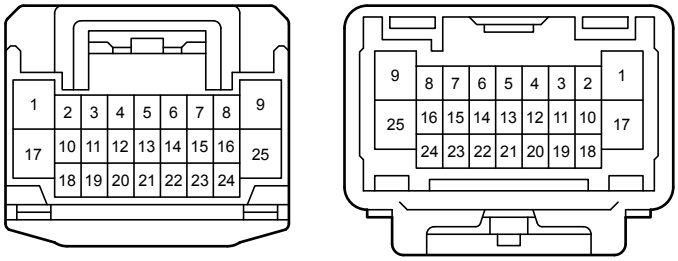

ED5
White

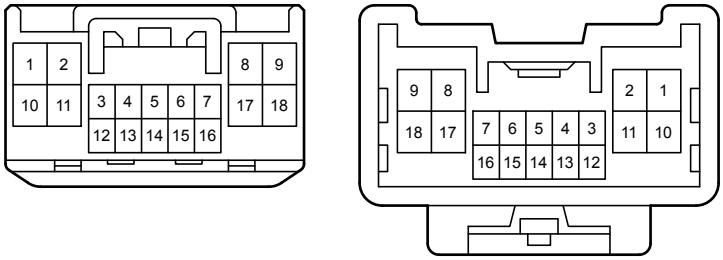

ED6
White

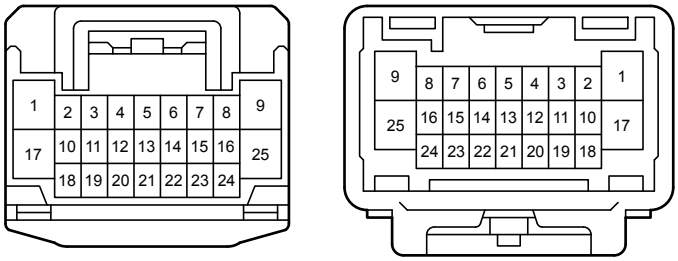

ED7
White

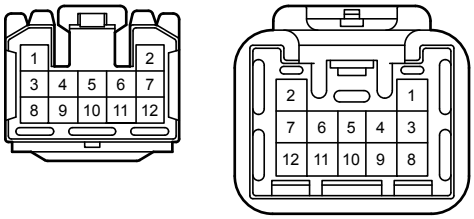

ED8
White

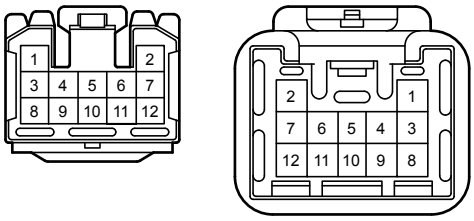

FG1
White

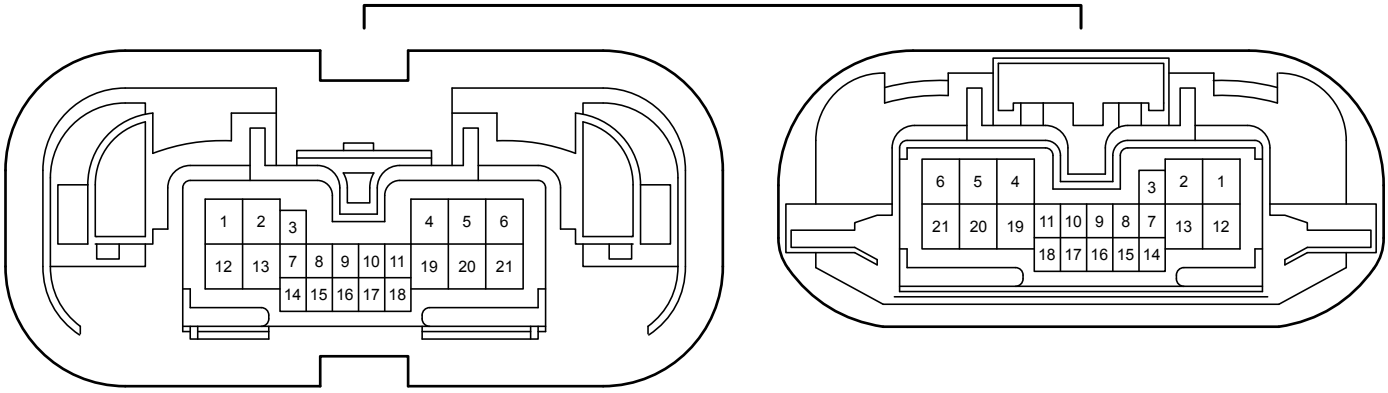

FH1
White

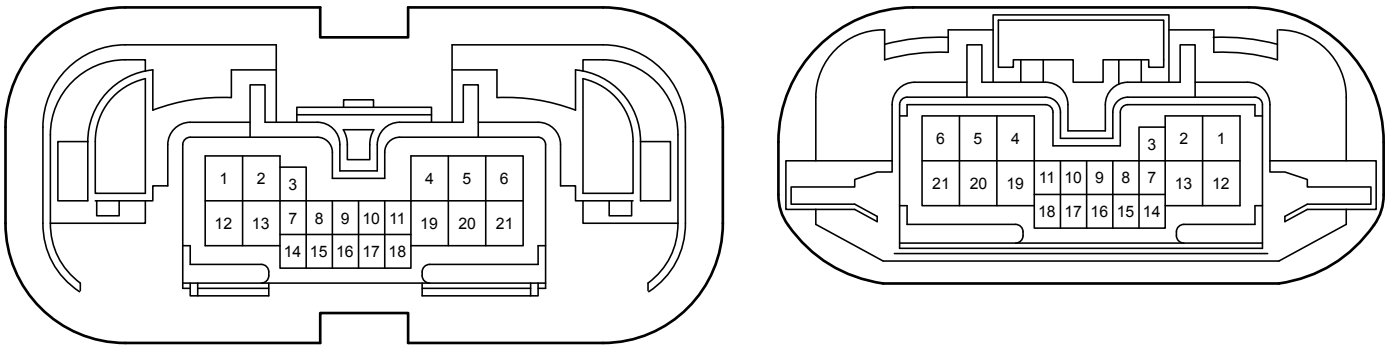

LG1
Blue

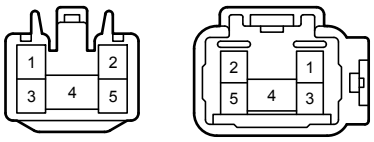

LG3
White

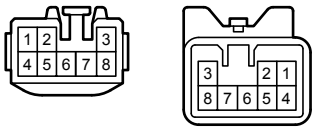

LM2
Blue

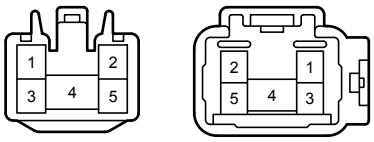

LM3
White

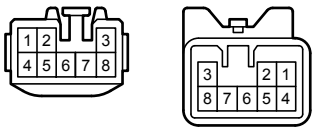
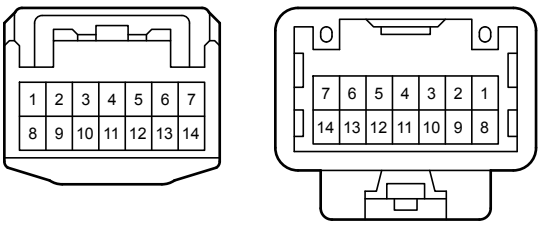
LM4
White