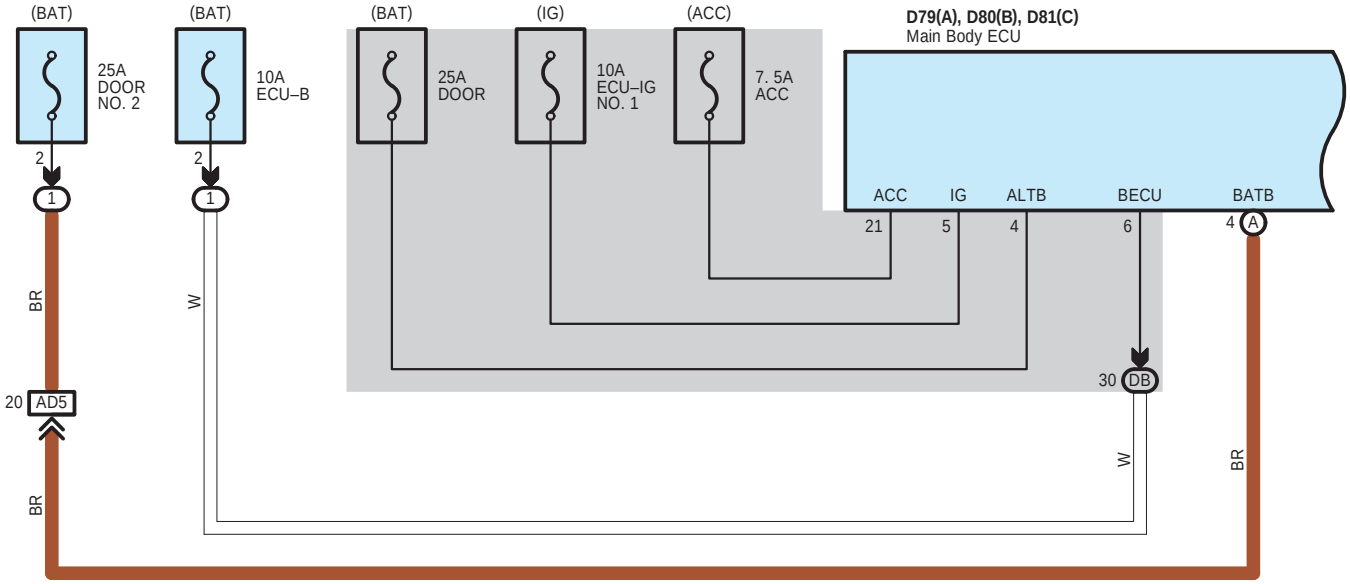
(BAT)
25A
DOOR
NO. 2
2
1
BR
20
AD5
BR
(BAT)
10A
ECU–B
2
1
W
(BAT)
25A
DOOR
(IG)
10A
ECU–IG
NO. 1
(ACC)
7. 5A
ACC
D79(A), D80(B), D81(C)
Main Body ECU
ACC
IG
ALTB
BECU
BATB
21
5
4
6
4
A
30
DB
W
BR

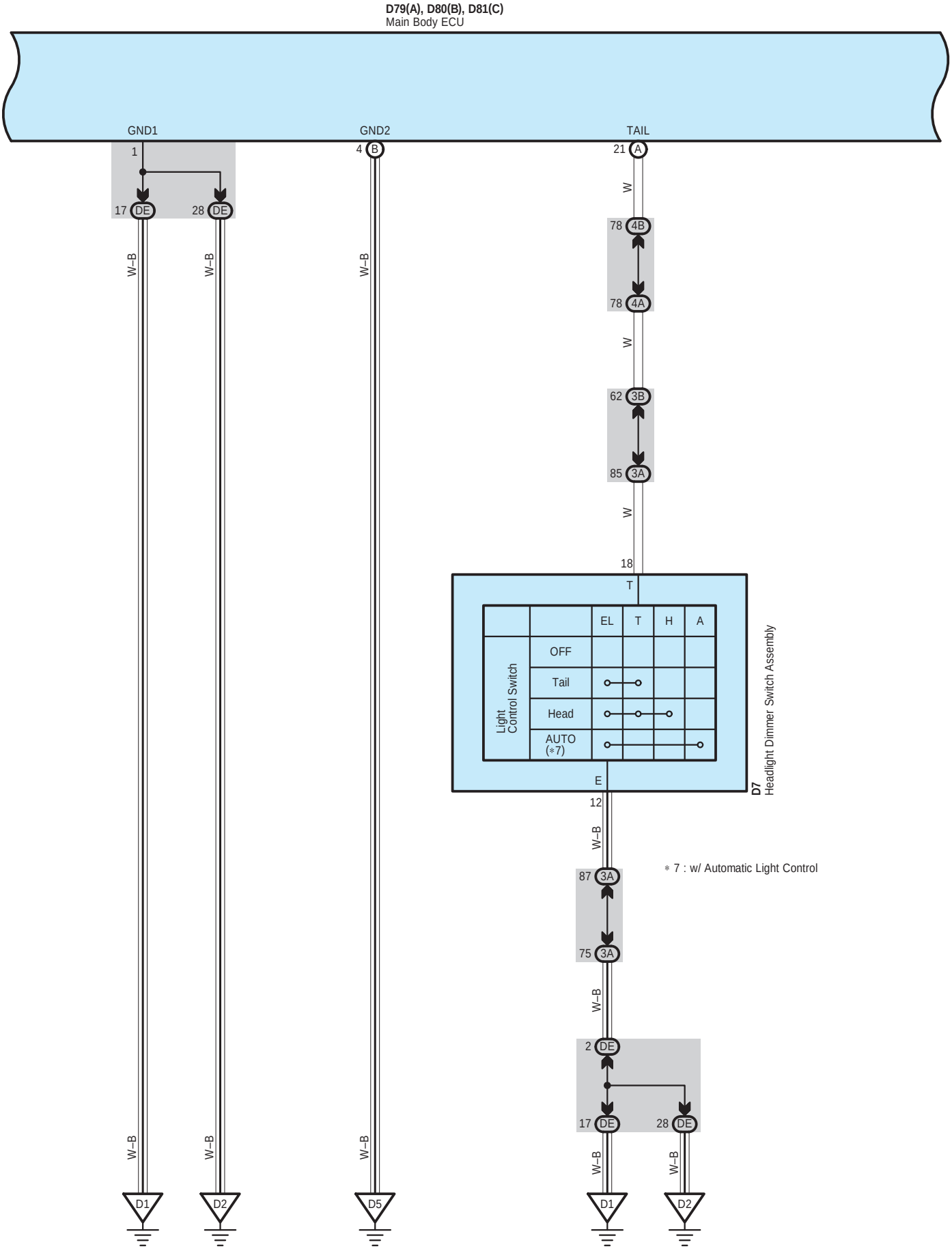
D79(A), D80(B), D81(C)
Main Body ECU
GND1
GND2
TAIL
1
17 DE
28 DE
4 B
21 A
W
78 4B
78 4A
W
62 3B
85 3A
W
18
T
EL
T
H
A
Light Control Switch
OFF
Tail
Head
AUTO (*7)
E
D7
Headlight Dimmer Switch Assembly
12
W–B
87 3A
75 3A
W–B
2 DE
17 DE
28 DE
W–B
W–B
W–B
W–B
W–B
W–B
D1
D2
D5
D1
D2
* 7 : w/ Automatic Light Control

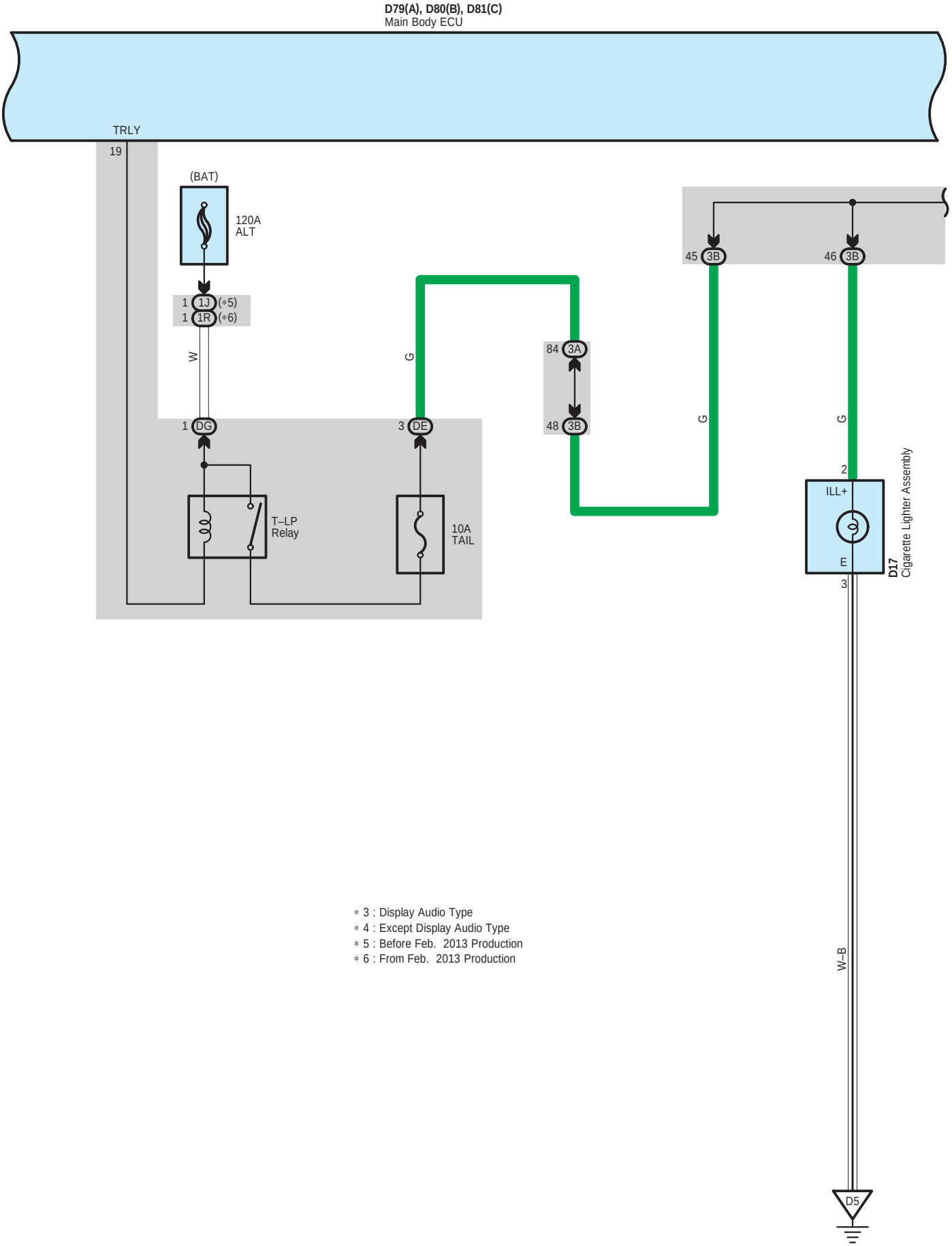

* 3 : Display Audio Type
* 4 : Except Display Audio Type
* 5 : Before Feb. 2013 Production
* 6 : From Feb. 2013 Production

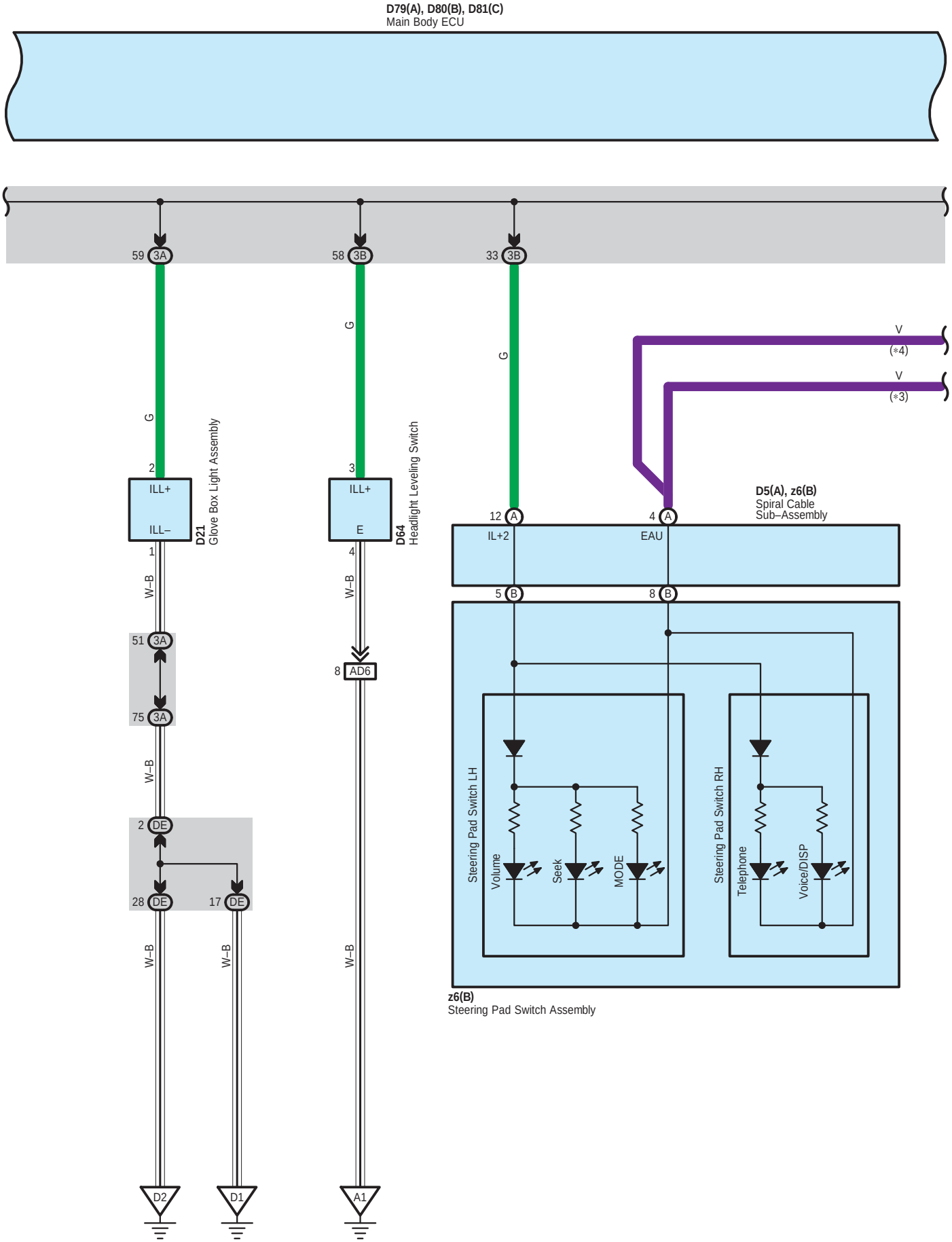
D79(A), D80(B), D81(C)
Main Body ECU
59 3A
58 3B
33 3B
G
G
G
V
(*4)
V
(*3)
2
ILL+
ILL–
D21
Glove Box Light Assembly
3
ILL+
E
D64
Headlight Leveling Switch
D5(A), z6(B)
Spiral Cable
Sub–Assembly
12 A
IL+2
4 A
EAU
1
W–B
4
W–B
5 B
8 B
51 3A
75 3A
8 AD6
W–B
2 DE
28 DE
17 DE
W–B
W–B
W–B
Steering Pad Switch LH
Volume
Seek
MODE
Steering Pad Switch RH
Telephone
Voice/DISP
z6(B)
Steering Pad Switch Assembly
D2
D1
A1

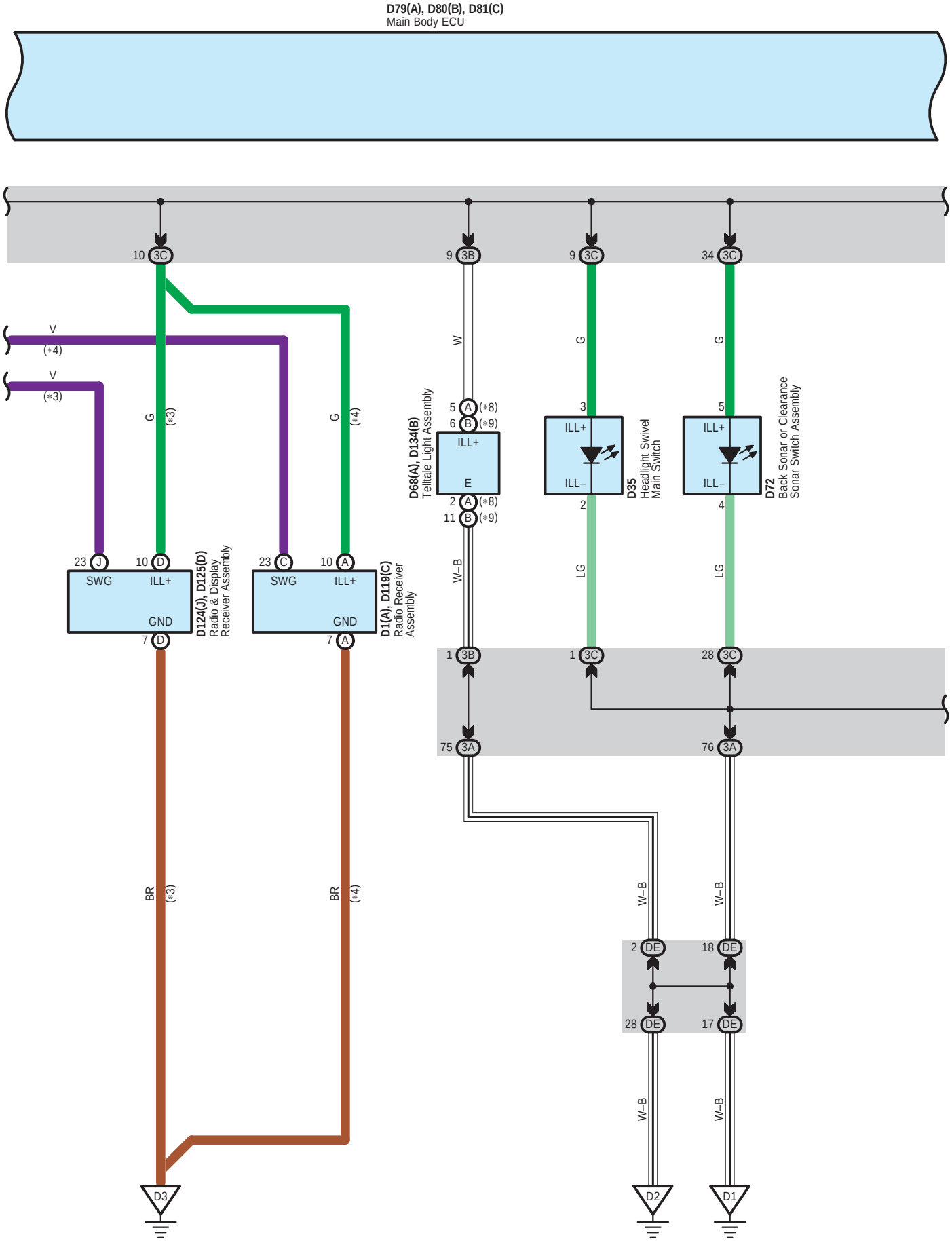
D79(A), D80(B), D81(C)
Main Body ECU
10 3C
9 3B
9 3C
34 3C
V
(*4)
V
(*3)
G
(*3)
G
(*4)
W
G
G
5 A (*8)
6 B (*9)
ILL+
E
2 A (*8)
11 B (*9)
D68(A), D134(B)
Telltale Light Assembly
3
ILL+
ILL–
2
D35
Headlight Swivel
Main Switch
5
ILL+
ILL–
4
D72
Back Sonar or Clearance
Sonar Switch Assembly
23 J
10 D
SWG
ILL+
GND
7 D
D124(J), D125(D)
Radio & Display
Receiver Assembly
23 C
10 A
SWG
ILL+
GND
7 A
D1(A), D119(C)
Radio Receiver
Assembly
W–B
LG
LG
1 3B
1 3C
28 3C
75 3A
76 3A
BR
(*3)
BR
(*4)
W–B
W–B
2 DE
18 DE
28 DE
17 DE
W–B
W–B
D3
D2
D1

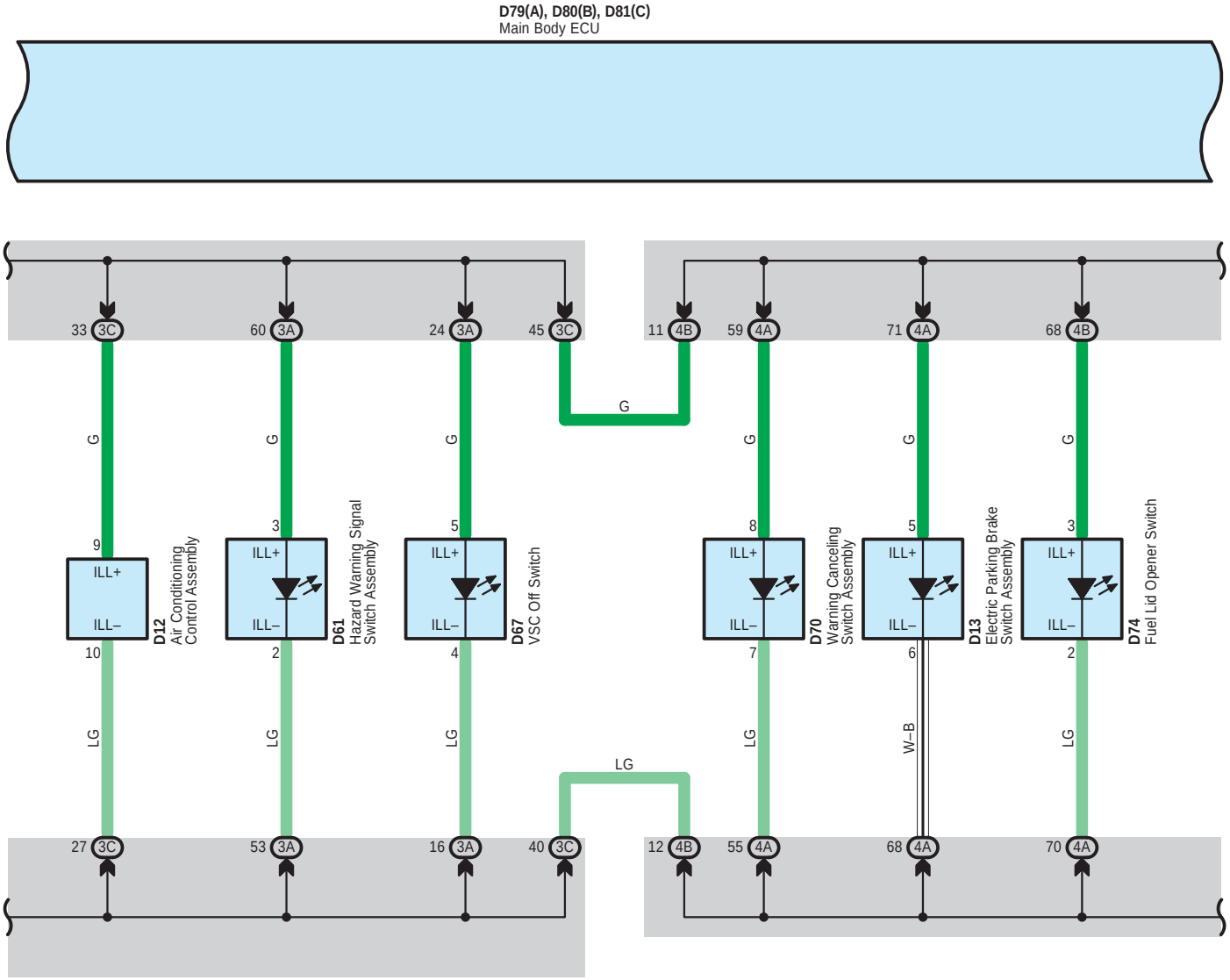

∗ 3 : Display Audio Type
∗ 4 : Except Display Audio Type
∗ 8 : Before Feb. 2014 Production
∗ 9 : From Feb. 2014 Production

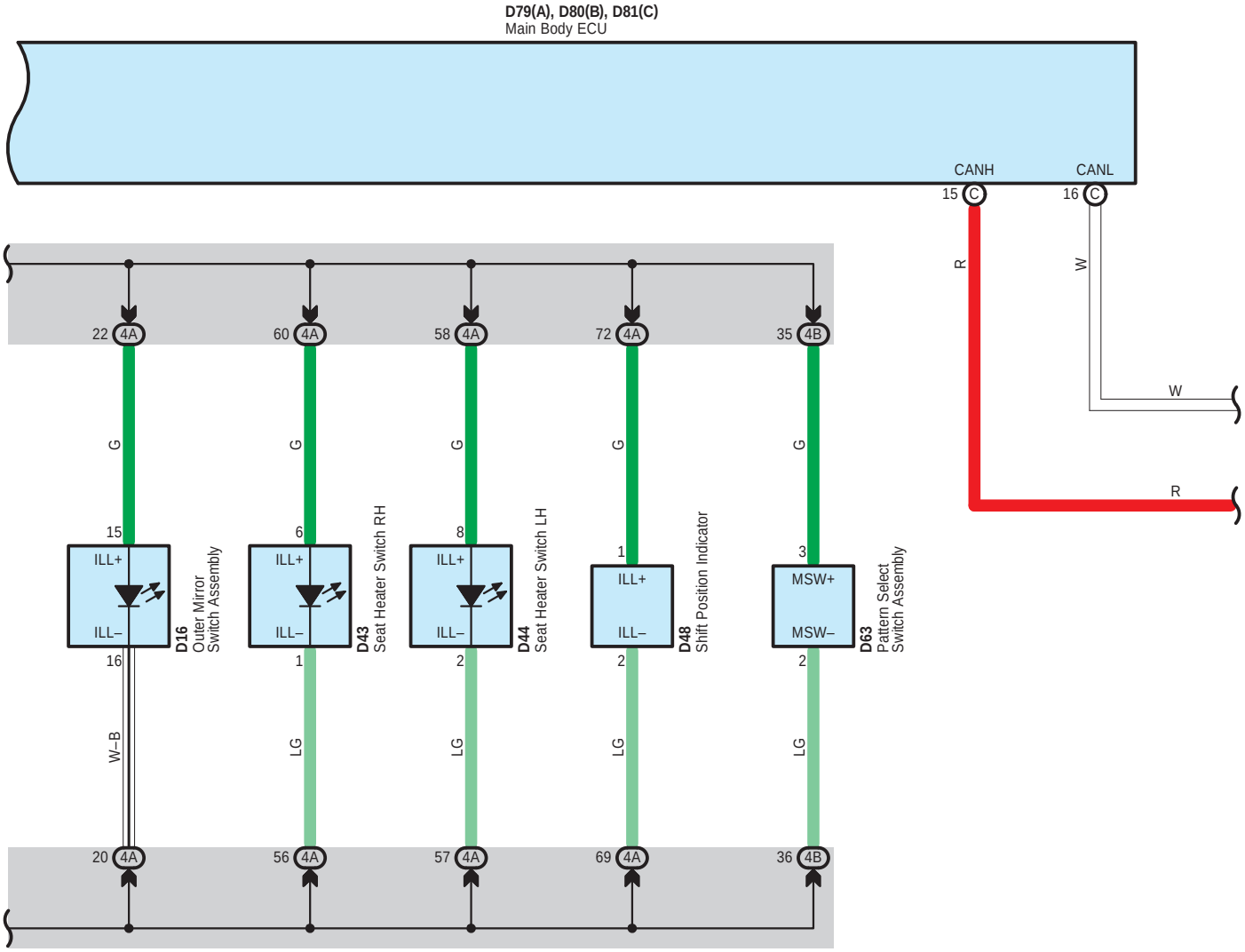
D79(A), D80(B), D81(C)
Main Body ECU
CANH
CANL
15 C
16 C
R
W
W
R
22 4A
60 4A
58 4A
72 4A
35 4B
G
G
G
G
G
15
ILL+
ILL–
16
D16
Outer Mirror
Switch Assembly
6
ILL+
ILL–
1
D43
Seat Heater Switch RH
8
ILL+
ILL–
2
D44
Seat Heater Switch LH
1
ILL+
ILL–
2
D48
Shift Position Indicator
3
MSW+
MSW–
2
D63
Pattern Select
Switch Assembly
W–B
LG
LG
LG
LG
20 4A
56 4A
57 4A
69 4A
36 4B

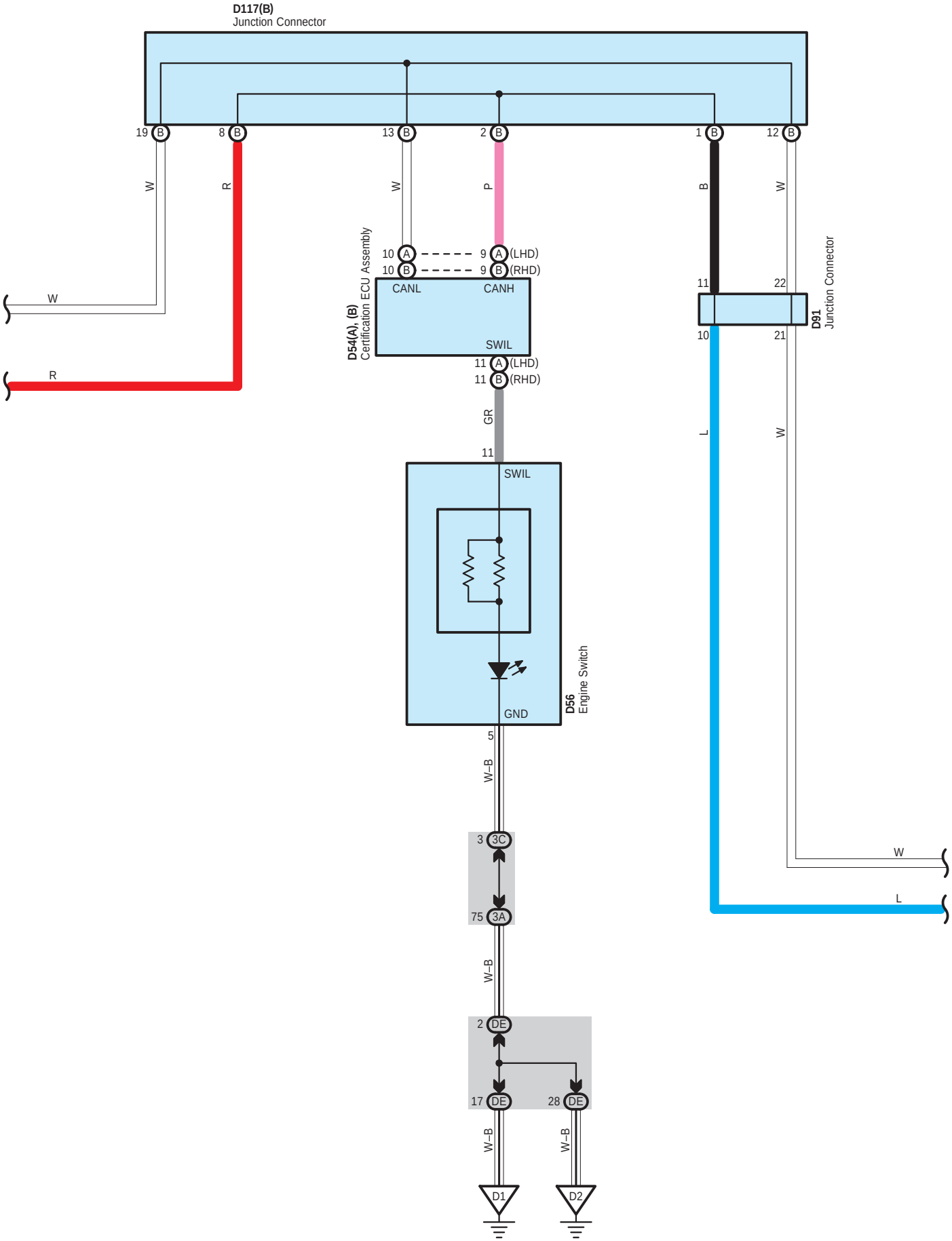
D117(B)
Junction Connector
19 B
8 B
13 B
2 B
1 B
12 B
W
R
W
P
B
W
W
R
10 A
10 B
9 A (LHD)
9 B (RHD)
CANL
CANH
SWIL
D54(A), (B)
Certification ECU Assembly
11 A (LHD)
11 B (RHD)
GR
11
SWIL
GND
D56
Engine Switch
5
W–B
3 3C
75 3A
W–B
2 DE
17 DE
28 DE
W–B
W–B
D1
D2
11
22
10
21
D91
Junction Connector
L
W
W
L

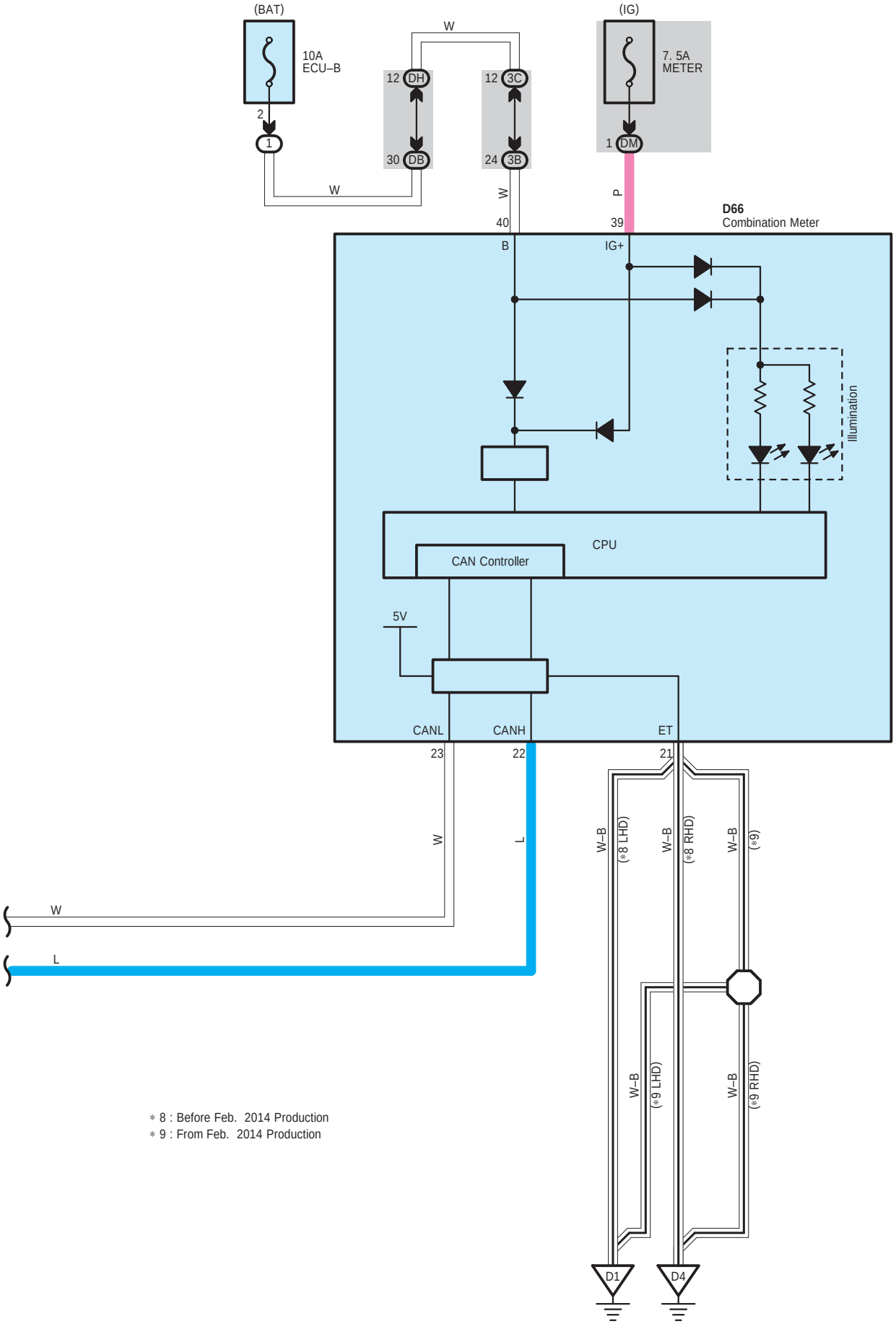

* 8 : Before Feb. 2014 Production
* 9 : From Feb. 2014 Production

D 1
White

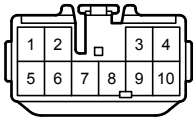

D 5
Black

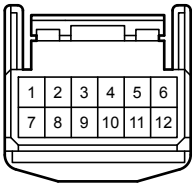

D 7
White

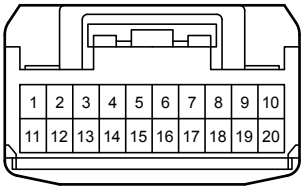

D 12
White

D 13
White

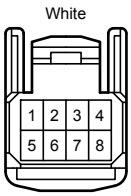

D 16
White

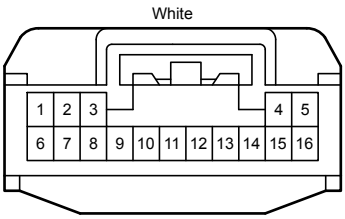

D 17
Black

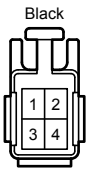

D 21
Black

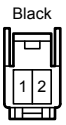

D 35
Gray

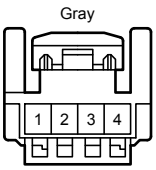

D 43
Black

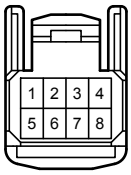

D 44
White

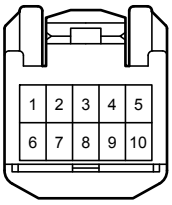

D 48
White



D 54
White

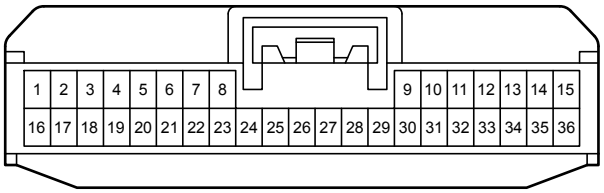

D 56
Black

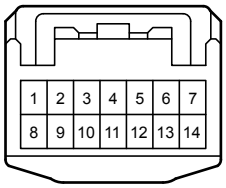

D 61
Gray

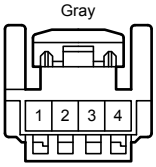

D 63
Gray

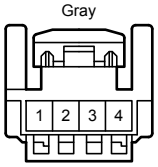

D 64
Black

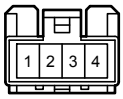

D 66
Black

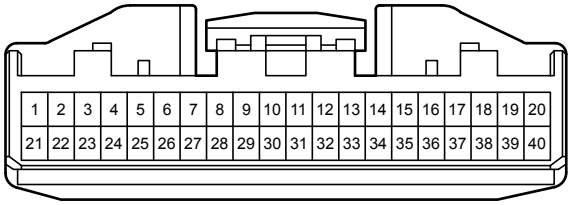

(Before Oct. 2016 Production)

D 66
White

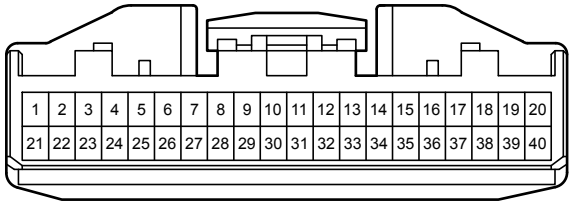

(From Oct. 2016 Production)

D 67
Black

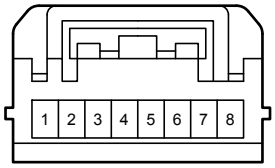

D 68
Black

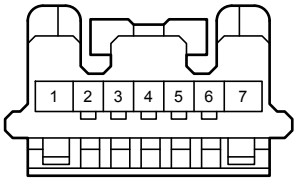

D 70
White

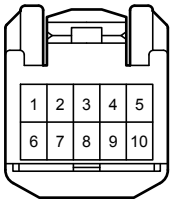

D 72
Black

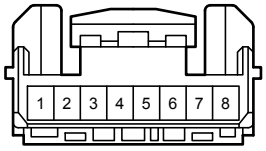

D 74
Black

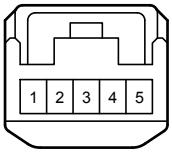

D 79
White

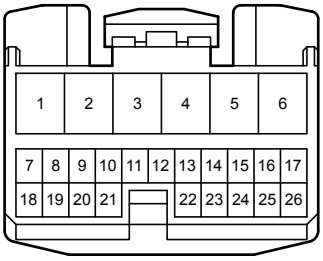

D 80
White

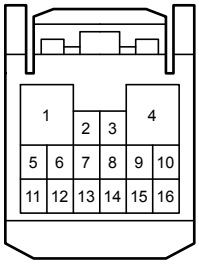

D 81
White

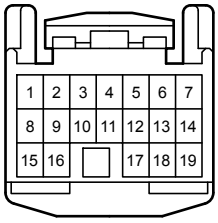

D 91
White

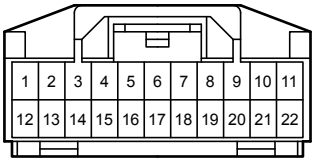

D117
White

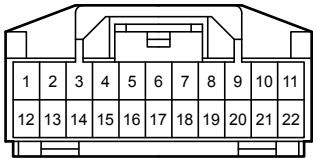

D119
White

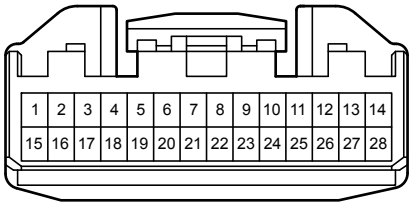

D124
White

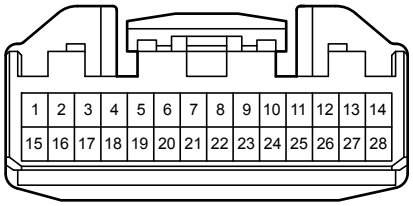

D125
White

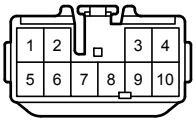

D134
Black

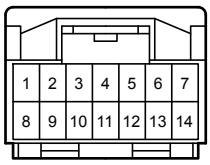

z 6
White

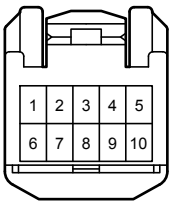

1J

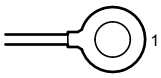

1R

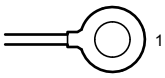

3A
White

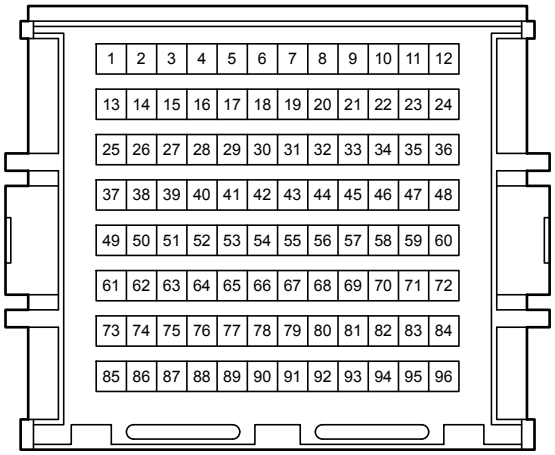

3B
White

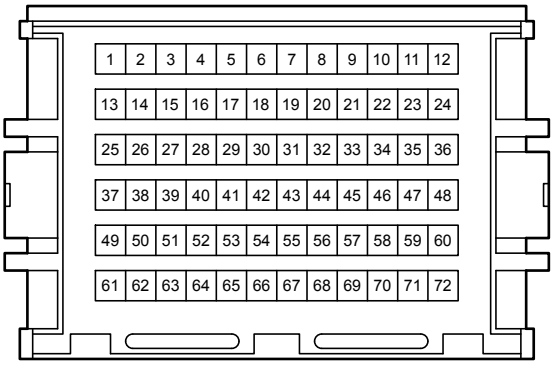

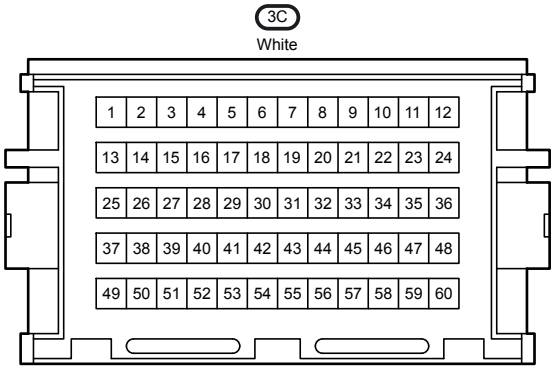
3C
White

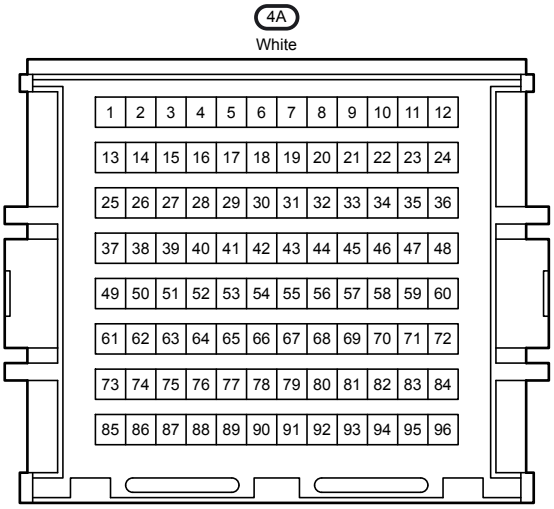
4A
White

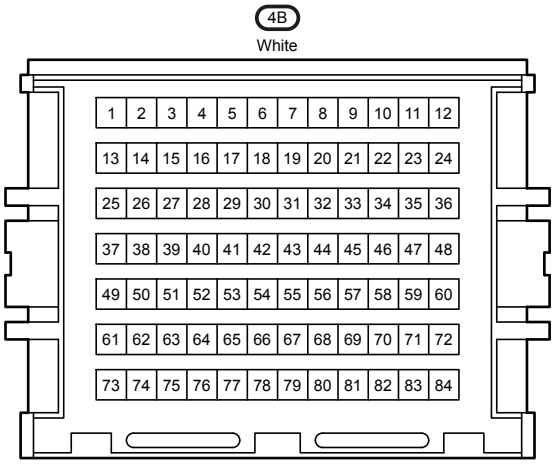
4B
White

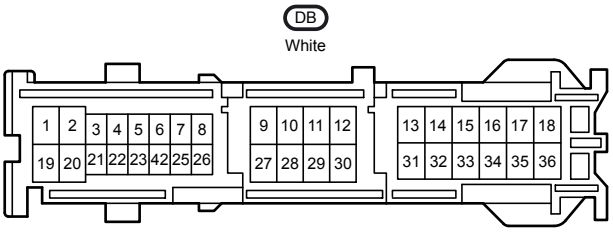
DB
White

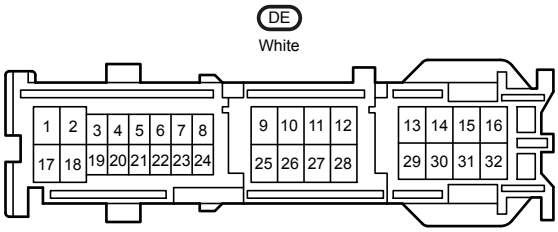
DE
White

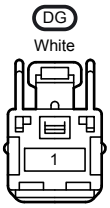
DG
White

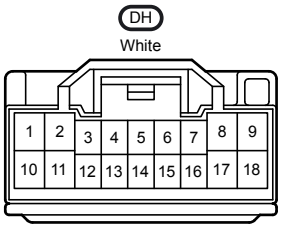
DH
White

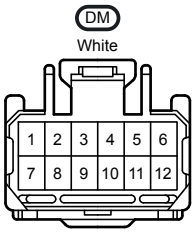
DM
White

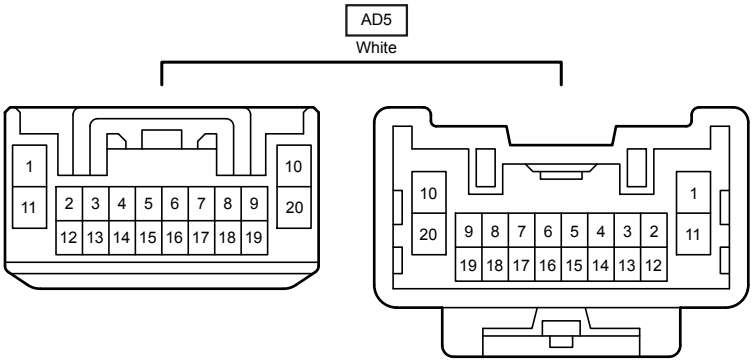
AD5
White

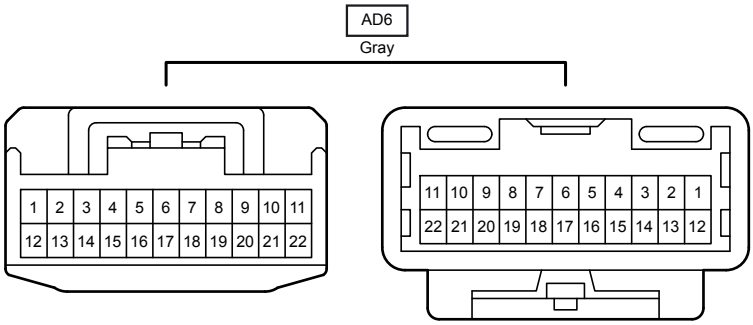
AD6
Gray
1 2 3 4 5 6 7 8 9 10 11
12 13 14 15 16 17 18 19 20 21 22
11 10 9 8 7 6 5 4 3 2 1
22 21 20 19 18 17 16 15 14 13 12