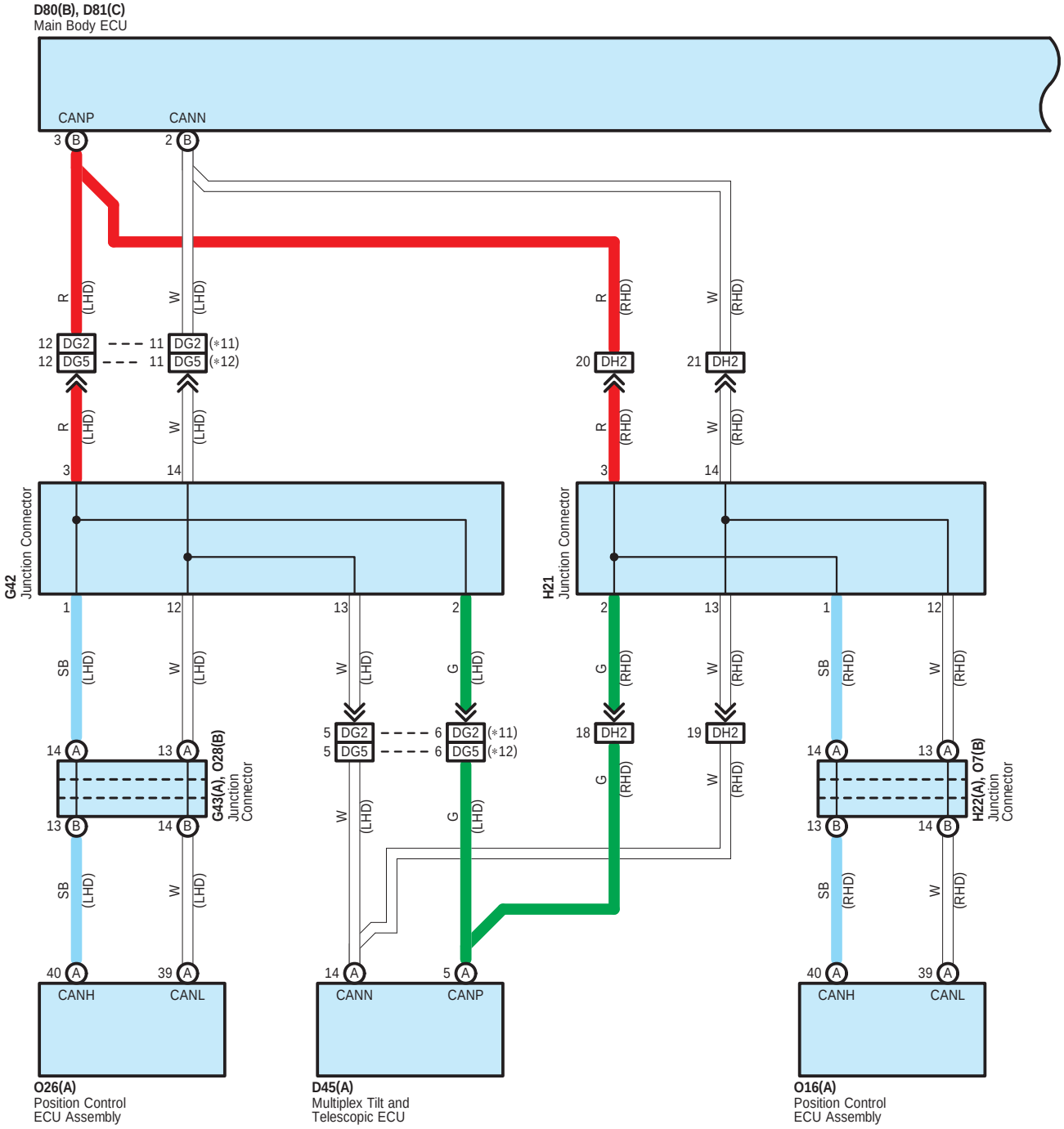
D80(B), D81(C)
Main Body ECU
CANP
CANN
3 B
2 B
R (LHD)
W (LHD)
R (RHD)
W (RHD)
12 DG2
12 DG5
11 DG2 (*11)
11 DG5 (*12)
20 DH2
21 DH2
3
14
G42
Junction Connector
H21
Junction Connector
1
12
13
2
SB (LHD)
W (LHD)
G (LHD)
G (RHD)
SB (RHD)
5 DG2
5 DG5
6 DG2 (*11)
6 DG5 (*12)
18 DH2
19 DH2
14 A
13 A
13 B
14 B
G43(A), O28(B)
Junction
Connector
H22(A), O7(B)
Junction
Connector
40 A
39 A
CANH
CANL
CANN
CANP
O26(A)
Position Control
ECU Assembly
D45(A)
Multiplex Tilt and
Telescopic ECU
O16(A)
Position Control
ECU Assembly

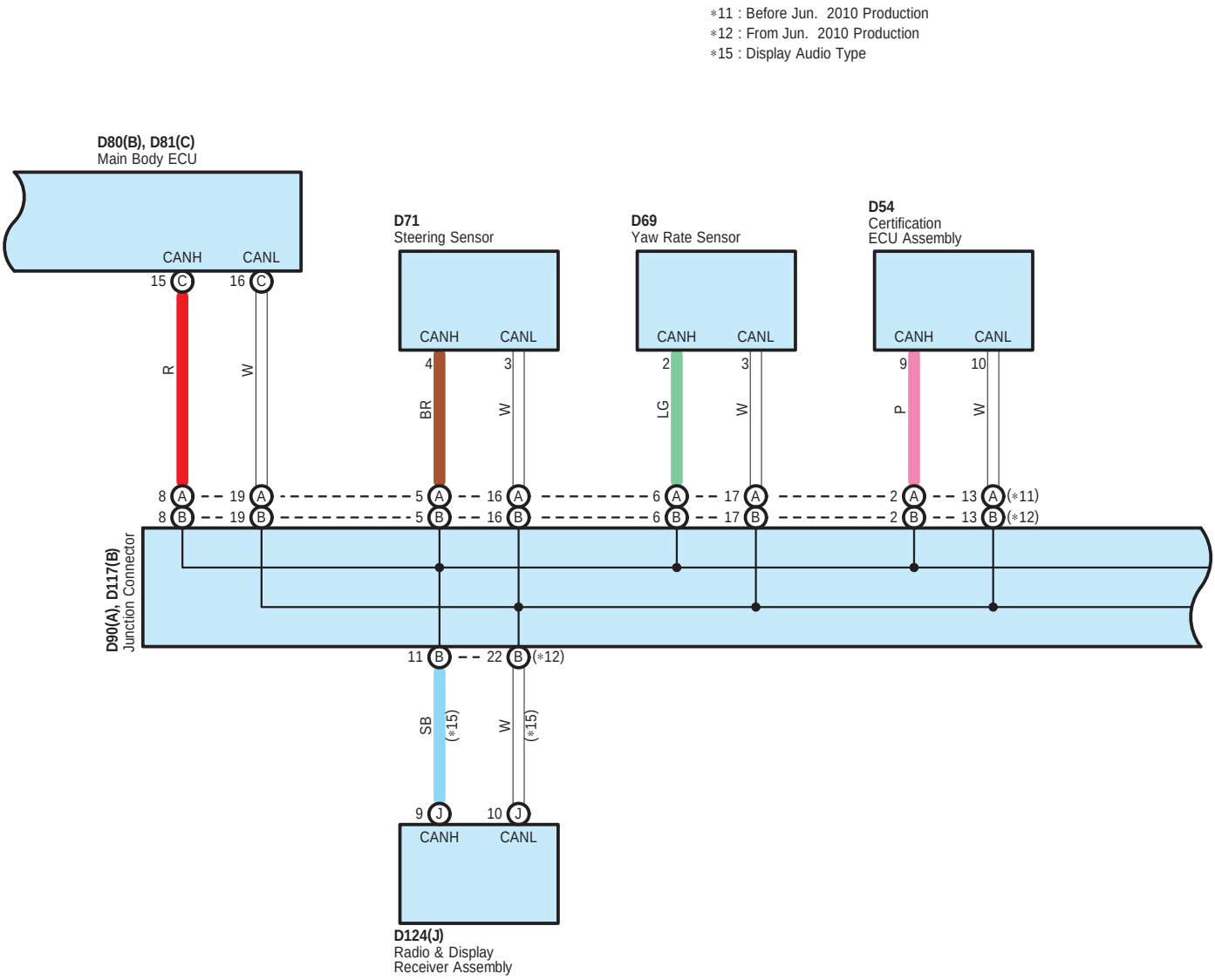
∗11 : Before Jun. 2010 Production
∗12 : From Jun. 2010 Production
∗15 : Display Audio Type
D80(B), D81(C)
Main Body ECU
CANH
CANL
15 C
16 C
R
W
D71
Steering Sensor
CANH
CANL
4
3
BR
W
D69
Yaw Rate Sensor
CANH
CANL
2
3
LG
W
D54
Certification
ECU Assembly
CANH
CANL
9
10
P
W
8 A
19 A
5 A
16 A
6 A
17 A
2 A
13 A (∗11)
8 B
19 B
5 B
16 B
6 B
17 B
2 B
13 B (∗12)
D90(A), D117(B)
Junction Connector
11 B
22 B (∗12)
SB
(∗15)
W
(∗15)
9 J
10 J
CANH
CANL
D124(J)
Radio & Display
Receiver Assembly

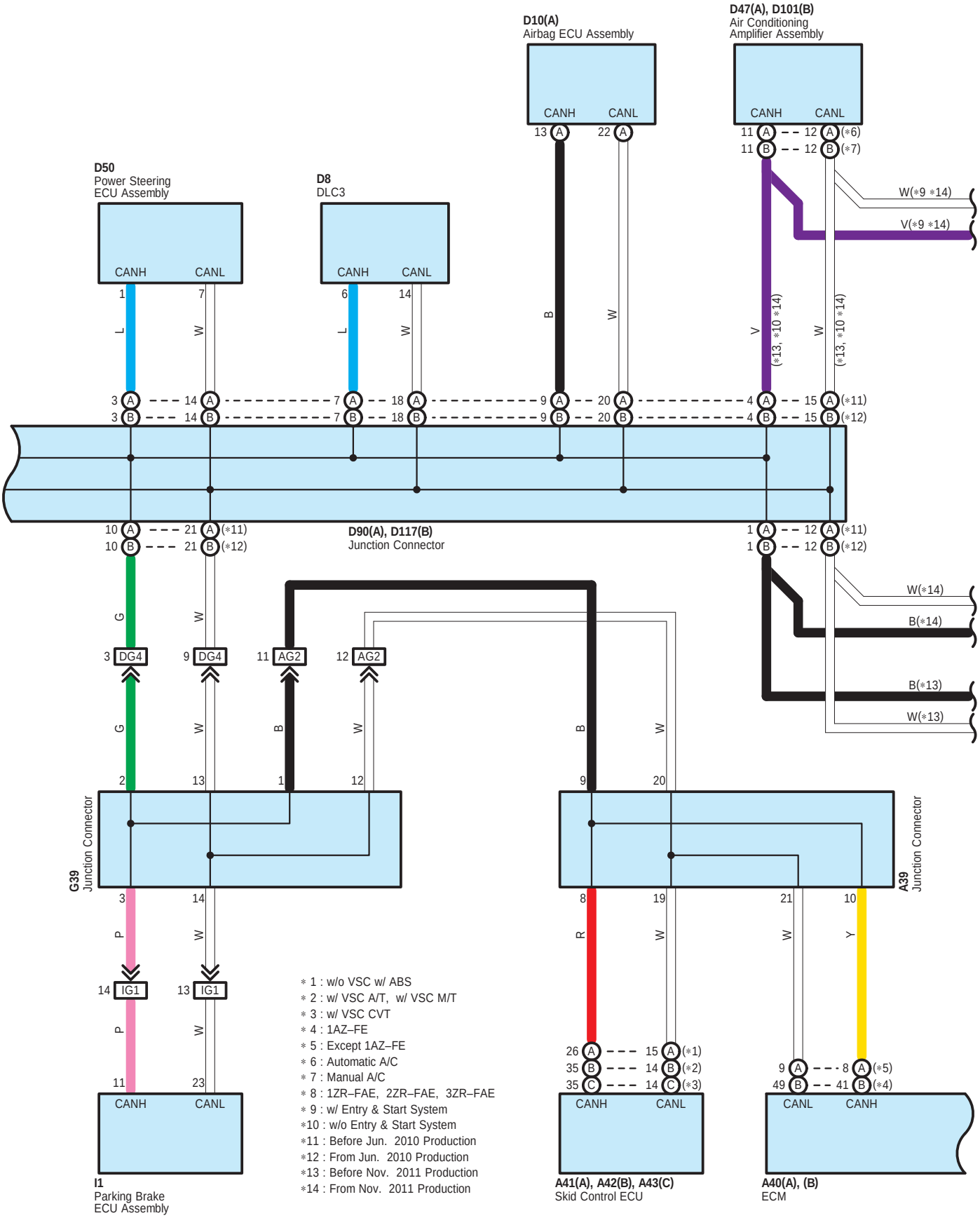
D10(A)
Airbag ECU Assembly
D47(A), D101(B)
Air Conditioning
Amplifier Assembly
D50
Power Steering
ECU Assembly
D8
DLC3
CANH
CANL
W(∗9 ∗14)
V(∗9 ∗14)
(∗13, ∗10 ∗14)
(∗11)
(∗12)
(∗6)
(∗7)
D90(A), D117(B)
Junction Connector
W(∗14)
B(∗14)
B(∗13)
W(∗13)
DG4
AG2
IG1
G39
Junction Connector
A39
Junction Connector
∗ 1 : w/o VSC w/ ABS
∗ 2 : w/ VSC A/T, w/ VSC M/T
∗ 3 : w/ VSC CVT
∗ 4 : 1AZ–FE
∗ 5 : Except 1AZ–FE
∗ 6 : Automatic A/C
∗ 7 : Manual A/C
∗ 8 : 1ZR–FAE, 2ZR–FAE, 3ZR–FAE
∗ 9 : w/ Entry & Start System
∗10 : w/o Entry & Start System
∗11 : Before Jun. 2010 Production
∗12 : From Jun. 2010 Production
∗13 : Before Nov. 2011 Production
∗14 : From Nov. 2011 Production
I1
Parking Brake
ECU Assembly
A41(A), A42(B), A43(C)
Skid Control ECU
A40(A), (B)
ECM

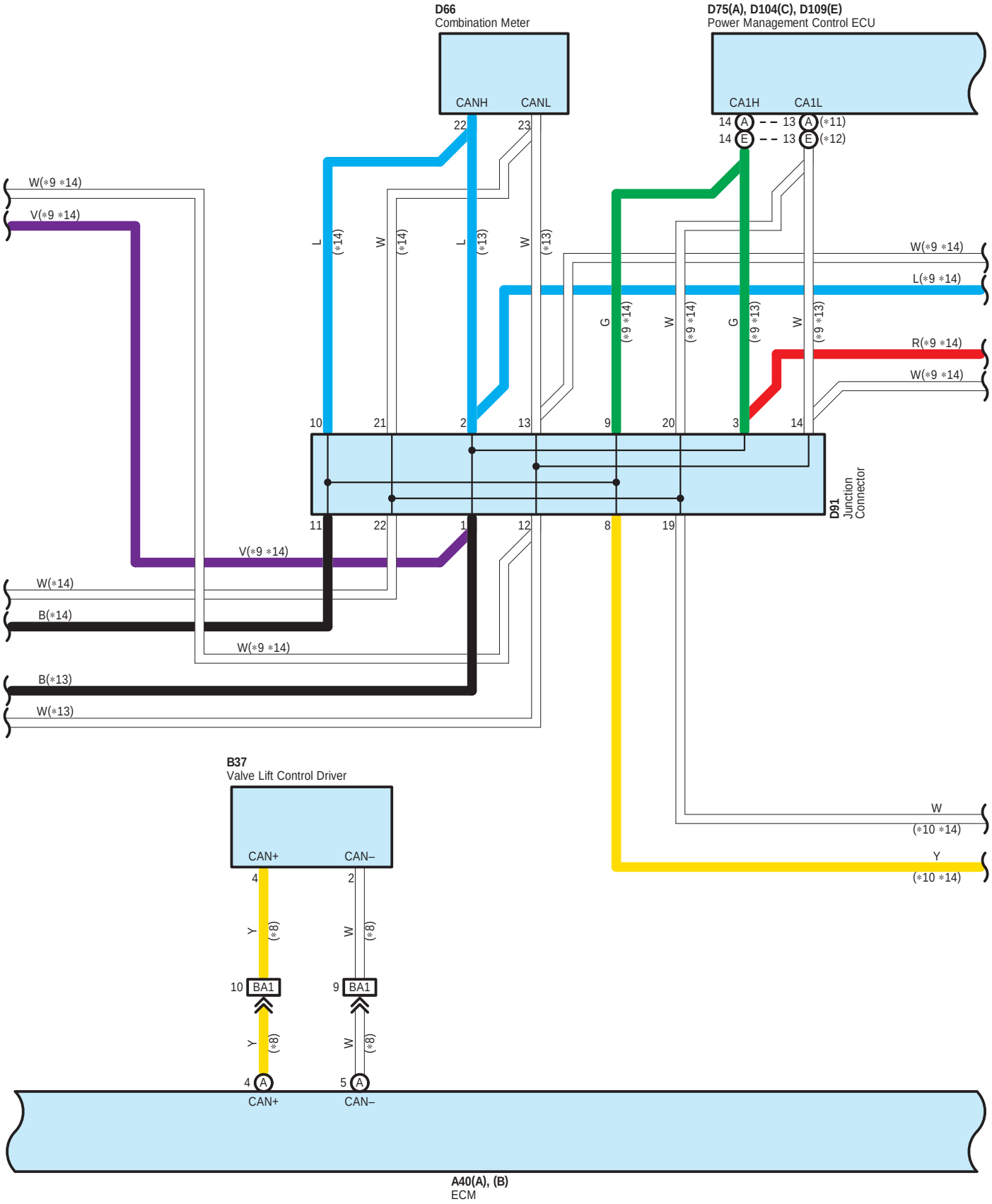
D66
Combination Meter
CANH
CANL
22
23
D75(A), D104(C), D109(E)
Power Management Control ECU
CA1H
CA1L
14 A 13 A (*11)
14 E 13 E (*12)
W(*9 *14)
V(*9 *14)
L (*14)
W (*14)
L (*13)
W (*13)
G (*9 *14)
W (*9 *14)
G (*9 *13)
W (*9 *13)
W(*9 *14)
L(*9 *14)
R(*9 *14)
W(*9 *14)
10
21
2
13
9
20
3
14
D91
Junction
Connector
11
22
1
12
8
19
V(*9 *14)
W(*14)
B(*14)
W(*9 *14)
B(*13)
W(*13)
W
(*10 *14)
Y
(*10 *14)
B37
Valve Lift Control Driver
CAN+
CAN–
4
2
Y (*8)
W (*8)
10 BA1
9 BA1
Y (*8)
W (*8)
4 A
5 A
CAN+
CAN–
A40(A), (B)
ECM

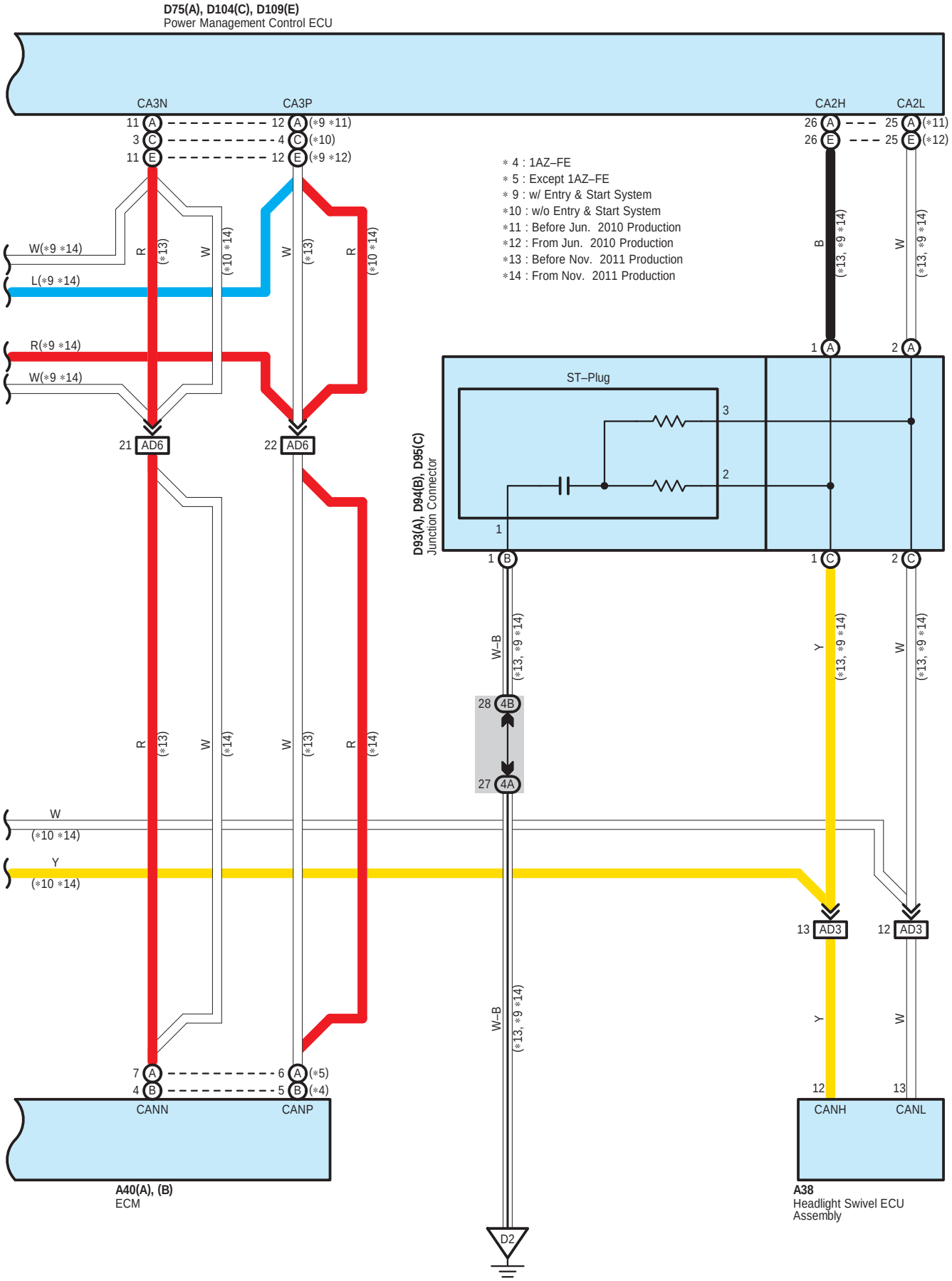
D75(A), D104(C), D109(E)
Power Management Control ECU
CA3N
CA3P
CA2H
CA2L
11 A
3 C
11 E
12 A (∗9 ∗11)
4 C (∗10)
12 E (∗9 ∗12)
26 A
26 E
25 A (∗11)
25 E (∗12)
∗ 4 : 1AZ–FE
∗ 5 : Except 1AZ–FE
∗ 9 : w/ Entry & Start System
∗10 : w/o Entry & Start System
∗11 : Before Jun. 2010 Production
∗12 : From Jun. 2010 Production
∗13 : Before Nov. 2011 Production
∗14 : From Nov. 2011 Production
W(∗9 ∗14)
L(∗9 ∗14)
R(∗9 ∗14)
W(∗9 ∗14)
R (∗13)
W (∗10 ∗14)
W (∗13)
R (∗10 ∗14)
B (∗13, ∗9 ∗14)
W (∗13, ∗9 ∗14)
1 A
2 A
ST–Plug
3
2
1
D93(A), D94(B), D95(C)
Junction Connector
1 B
1 C
2 C
21 AD6
22 AD6
W–B (∗13, ∗9 ∗14)
Y (∗13, ∗9 ∗14)
W (∗13, ∗9 ∗14)
28 4B
27 4A
R (∗13)
W (∗14)
W (∗13)
R (∗14)
W
(∗10 ∗14)
Y
(∗10 ∗14)
13 AD3
12 AD3
W–B (∗13, ∗9 ∗14)
Y
W
7 A
4 B
6 A (∗5)
5 B (∗4)
CANN
CANP
12
13
CANH
CANL
A40(A), (B)
ECM
A38
Headlight Swivel ECU
Assembly
D2

A 38

White

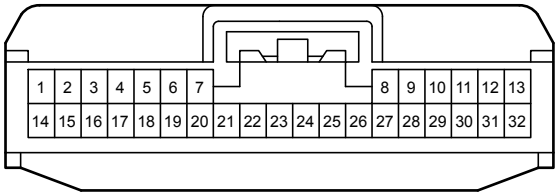

A 39

White

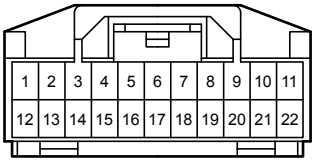

A 40

Black

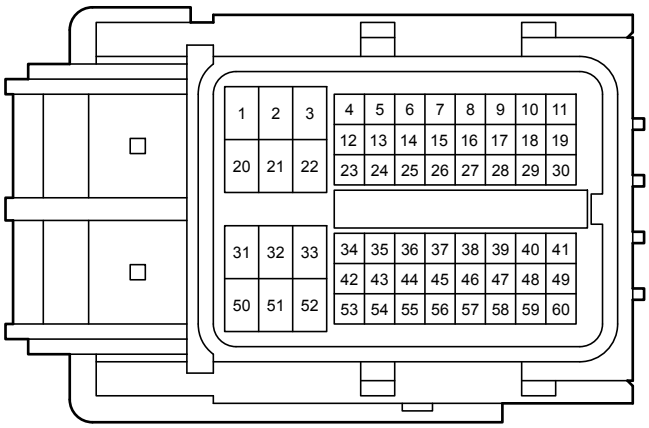

A 41

Black

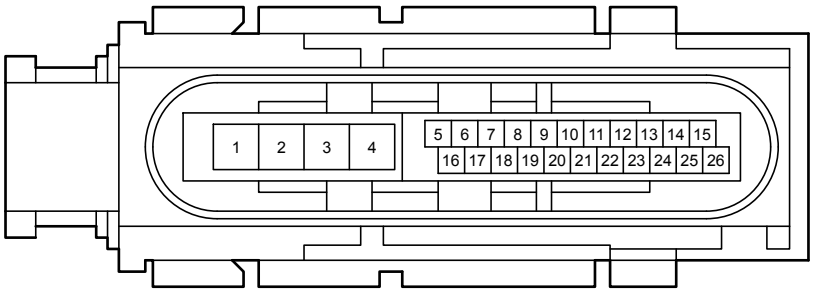

A 42

Black

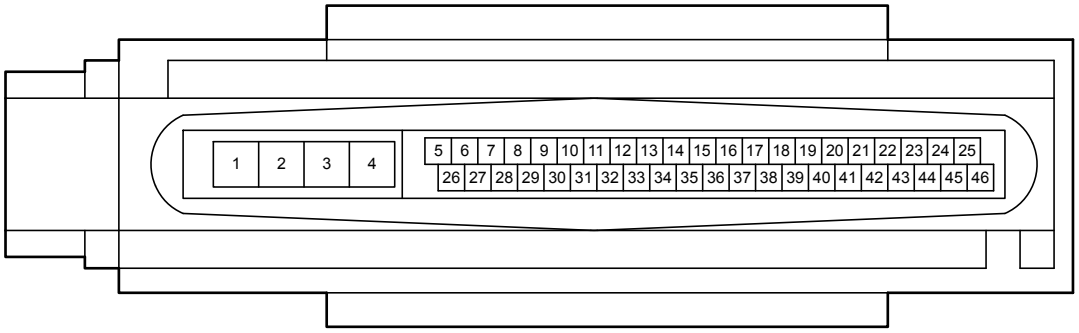

A 43
Black

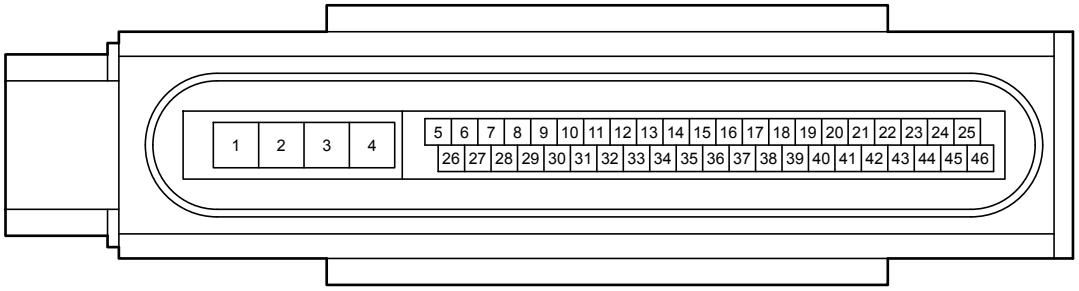

B 37
Gray

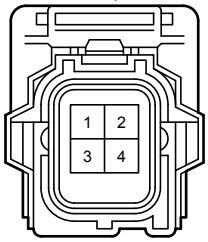

D 8
White

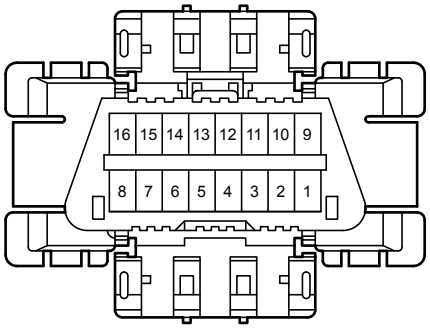

D 10
Yellow

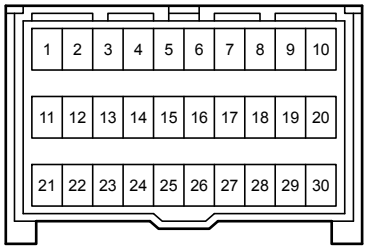

D 45
White

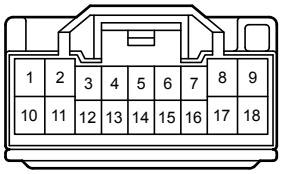

D 47
White

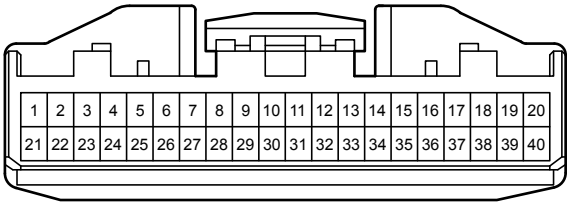

D 50
White

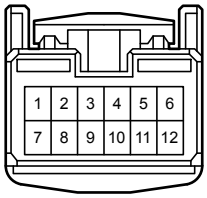

D 54
White

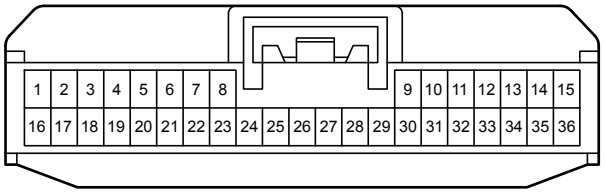

D 66
Black

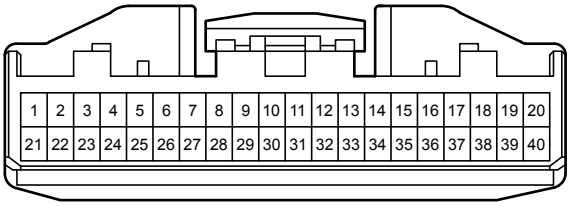

(Before Oct. 2016 Production)

D 66
White

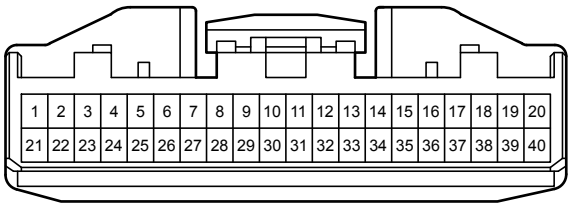

(From Oct. 2016 Production)

D 69
Black



D 71
Black

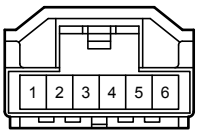

D 75
White

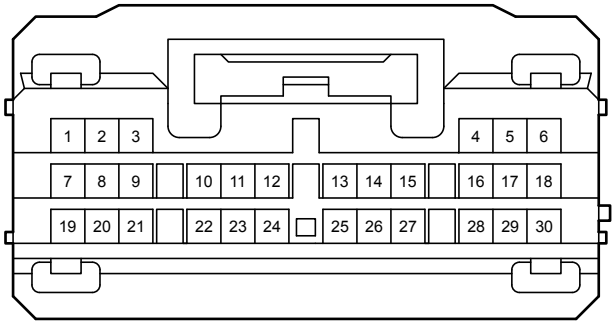

D 80
White

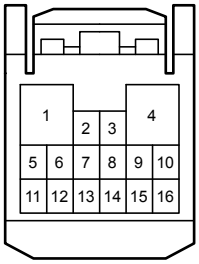

D 81
White

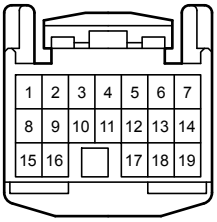

D 90
Gray

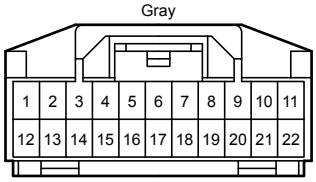

D 91
White

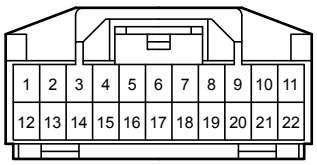

D 93
White

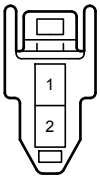

D 94
White

D 95
White

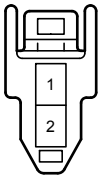

D101
White

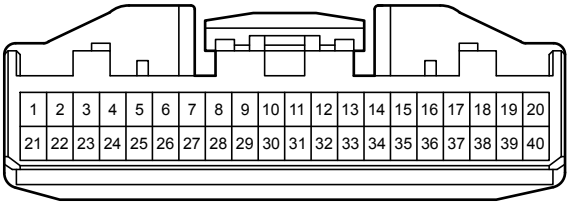

D104
White

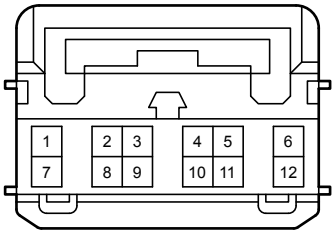

D109
White

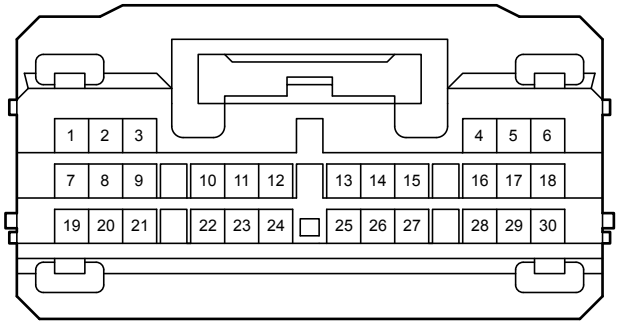

D117
White

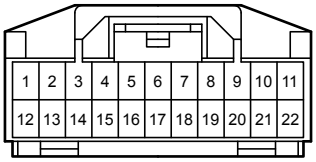

D124
White

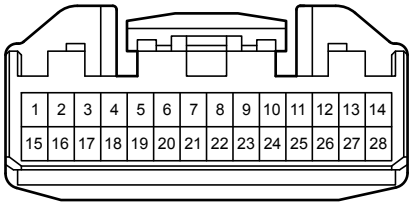

G 39
White

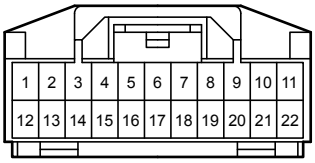

G 42
White

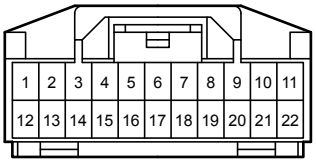

G 43
White

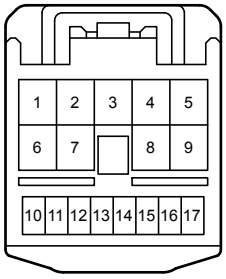

H 21
White

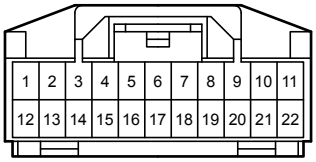

H 22
White

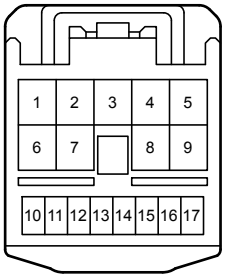

I 1
Black

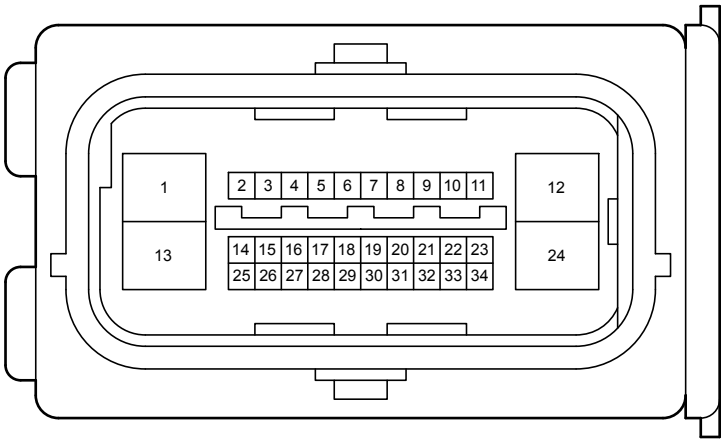

O 7
White

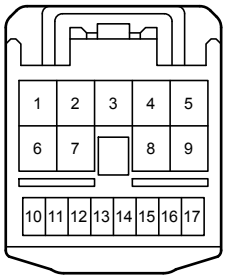

O 16
White

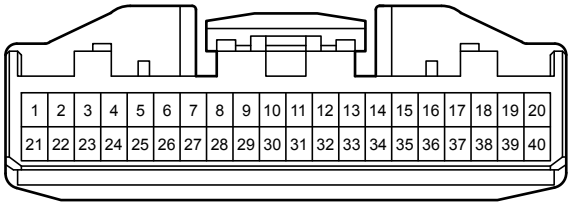

O 26
White

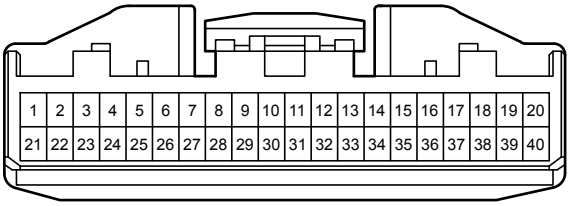

O 28
White

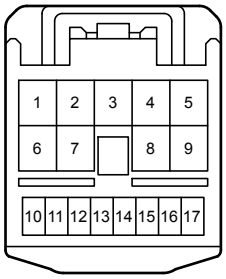

4A
White

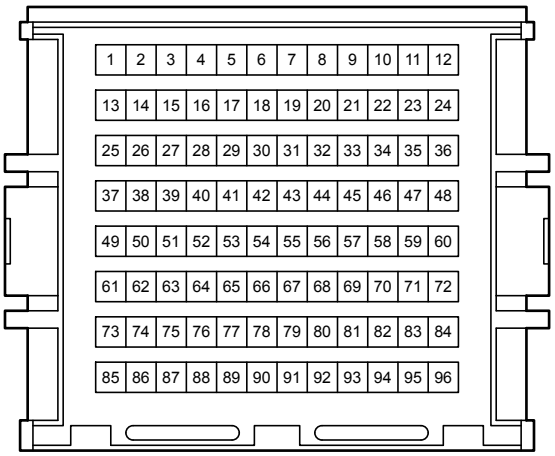

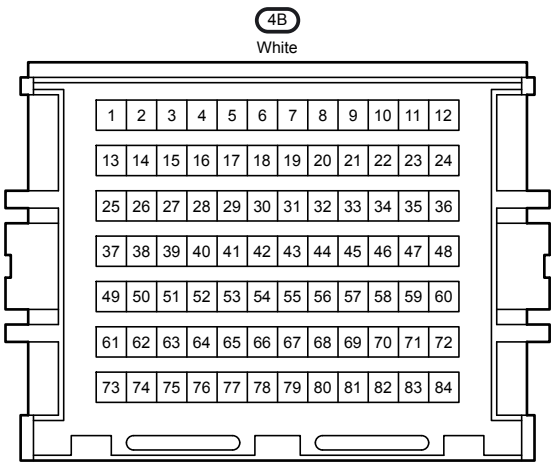
4B
White
1 2 3 4 5 6 7 8 9 10 11 12
13 14 15 16 17 18 19 20 21 22 23 24
25 26 27 28 29 30 31 32 33 34 35 36
37 38 39 40 41 42 43 44 45 46 47 48
49 50 51 52 53 54 55 56 57 58 59 60
61 62 63 64 65 66 67 68 69 70 71 72
73 74 75 76 77 78 79 80 81 82 83 84

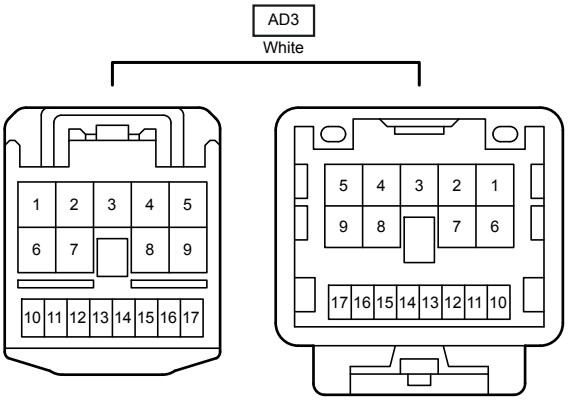
AD3
White
1 2 3 4 5
6 7 8 9
10 11 12 13 14 15 16 17
5 4 3 2 1
9 8 7 6
17 16 15 14 13 12 11 10

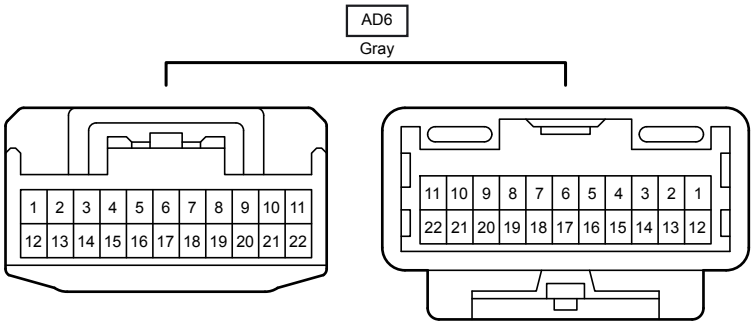
AD6
Gray
1 2 3 4 5 6 7 8 9 10 11
12 13 14 15 16 17 18 19 20 21 22
11 10 9 8 7 6 5 4 3 2 1
22 21 20 19 18 17 16 15 14 13 12

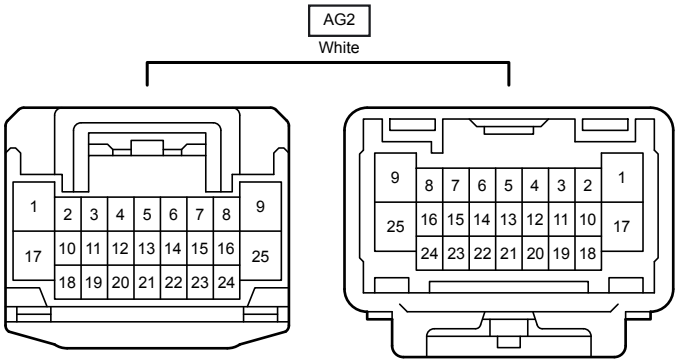
AG2
White
1 2 3 4 5 6 7 8 9
17 10 11 12 13 14 15 16 25
18 19 20 21 22 23 24
9 8 7 6 5 4 3 2 1
25 16 15 14 13 12 11 10 17
24 23 22 21 20 19 18

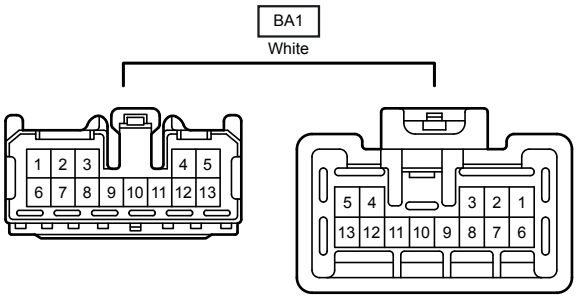
BA1
White
1 2 3 4 5
6 7 8 9 10 11 12 13
5 4 3 2 1
13 12 11 10 9 8 7 6

DG2
Gray

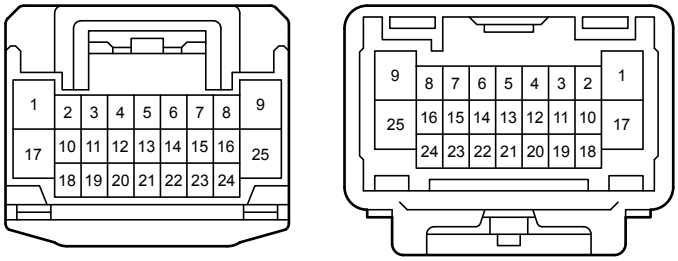

DG4
White

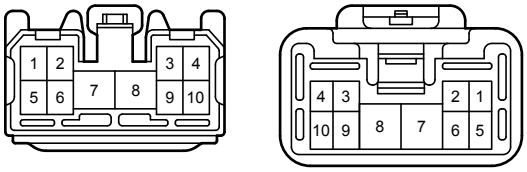

DG5
White

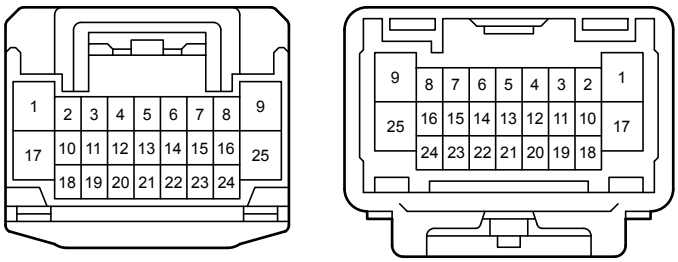

DH2
White

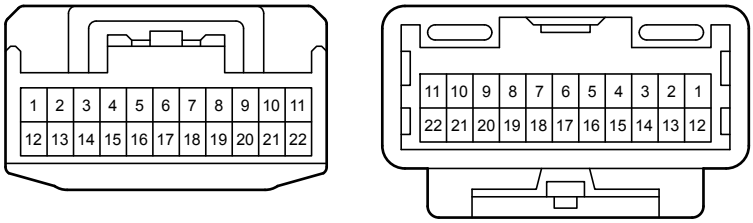
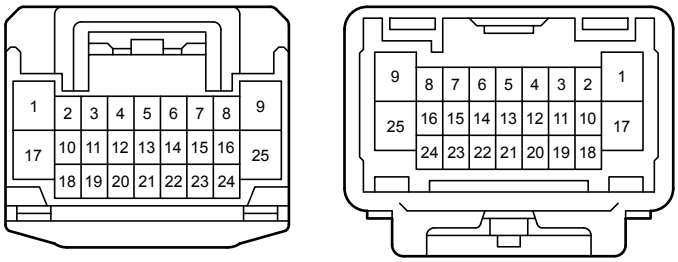
IG1
White