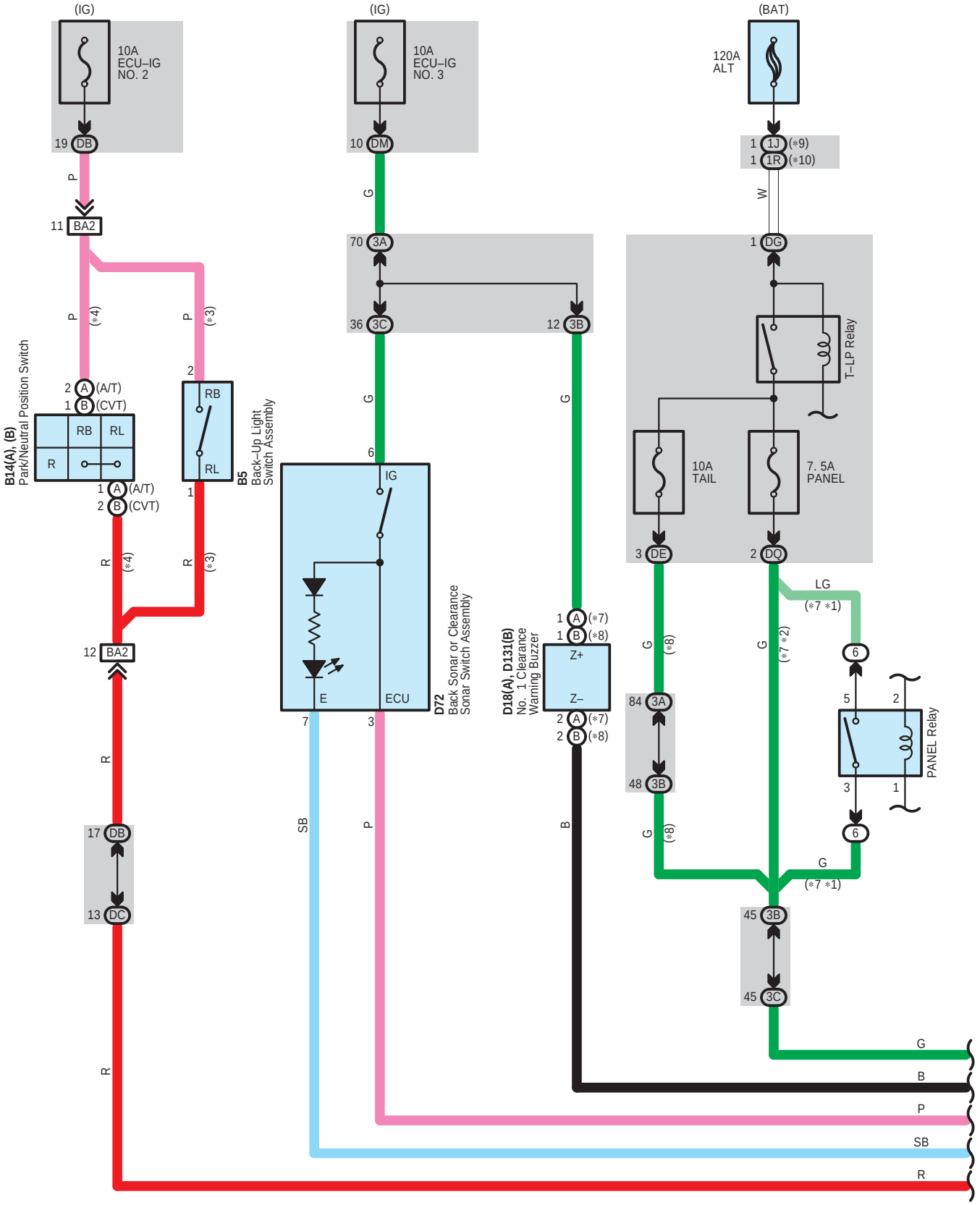
(IG)
10A
ECU–IG
NO. 2
19 DB
P
11 BA2
P (*4)
P (*3)
B14(A), (B)
Park/Neutral Position Switch
2 A (A/T)
1 B (CVT)
RB
RL
R
1 A (A/T)
2 B (CVT)
2
RB
RL
1
B5
Back–Up Light
Switch Assembly
R (*4)
R (*3)
12 BA2
R
17 DB
13 DC
R
(IG)
10A
ECU–IG
NO. 3
10 DM
G
70 3A
36 3C
12 3B
G
G
6
IG
E
ECU
7
3
D72
Back Sonar or Clearance
Sonar Switch Assembly
SB
P
D18(A), D131(B)
No. 1 Clearance
Warning Buzzer
1 A (*7)
1 B (*8)
Z+
Z–
2 A (*7)
2 B (*8)
B
(BAT)
120A
ALT
1 1J (*9)
1 1R (*10)
W
1 DG
T–LP Relay
10A
TAIL
7. 5A
PANEL
3 DE
2 DQ
G
G (*8)
G (*7 *2)
LG
(*7 *1)
6
84 3A
48 3B
G (*8)
5
2
3
1
PANEL Relay
6
G
(*7 *1)
45 3B
45 3C
G
B
P
SB
R

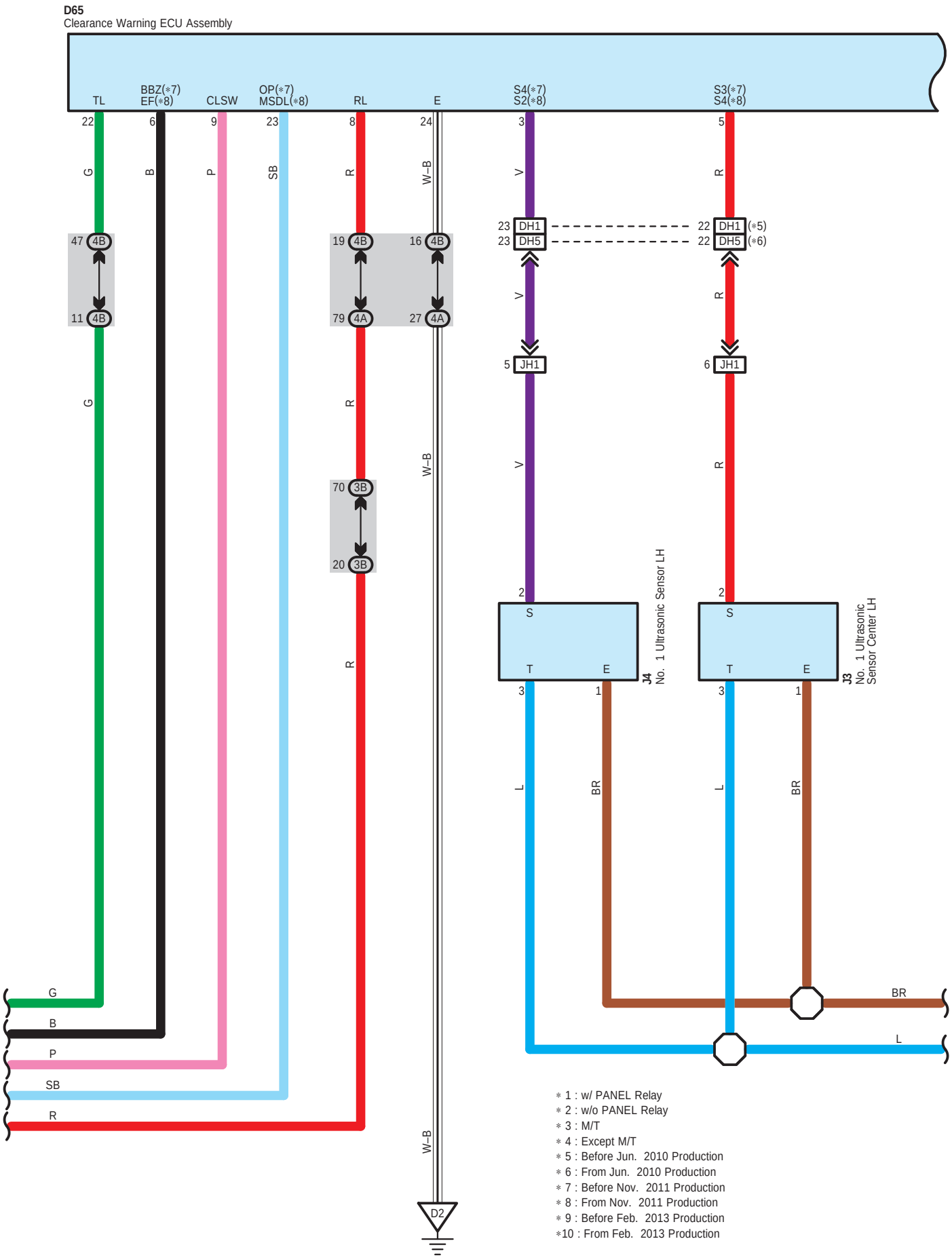
D65
Clearance Warning ECU Assembly
TL
BBZ(*7)
EF(*8)
CLSW
OP(*7)
MSDL(*8)
RL
E
S4(*7)
S2(*8)
S3(*7)
S4(*8)
22
6
9
23
8
24
3
5
G
B
P
SB
R
W-B
V
R
23 DH1
23 DH5
22 DH1 (*5)
22 DH5 (*6)
47 4B
11 4B
19 4B
79 4A
16 4B
27 4A
5 JH1
6 JH1
70 3B
20 3B
2
S
T
E
3
1
J4
No. 1 Ultrasonic Sensor LH
J3
No. 1 Ultrasonic
Sensor Center LH
L
BR
D2
* 1 : w/ PANEL Relay
* 2 : w/o PANEL Relay
* 3 : M/T
* 4 : Except M/T
* 5 : Before Jun. 2010 Production
* 6 : From Jun. 2010 Production
* 7 : Before Nov. 2011 Production
* 8 : From Nov. 2011 Production
* 9 : Before Feb. 2013 Production
*10 : From Feb. 2013 Production

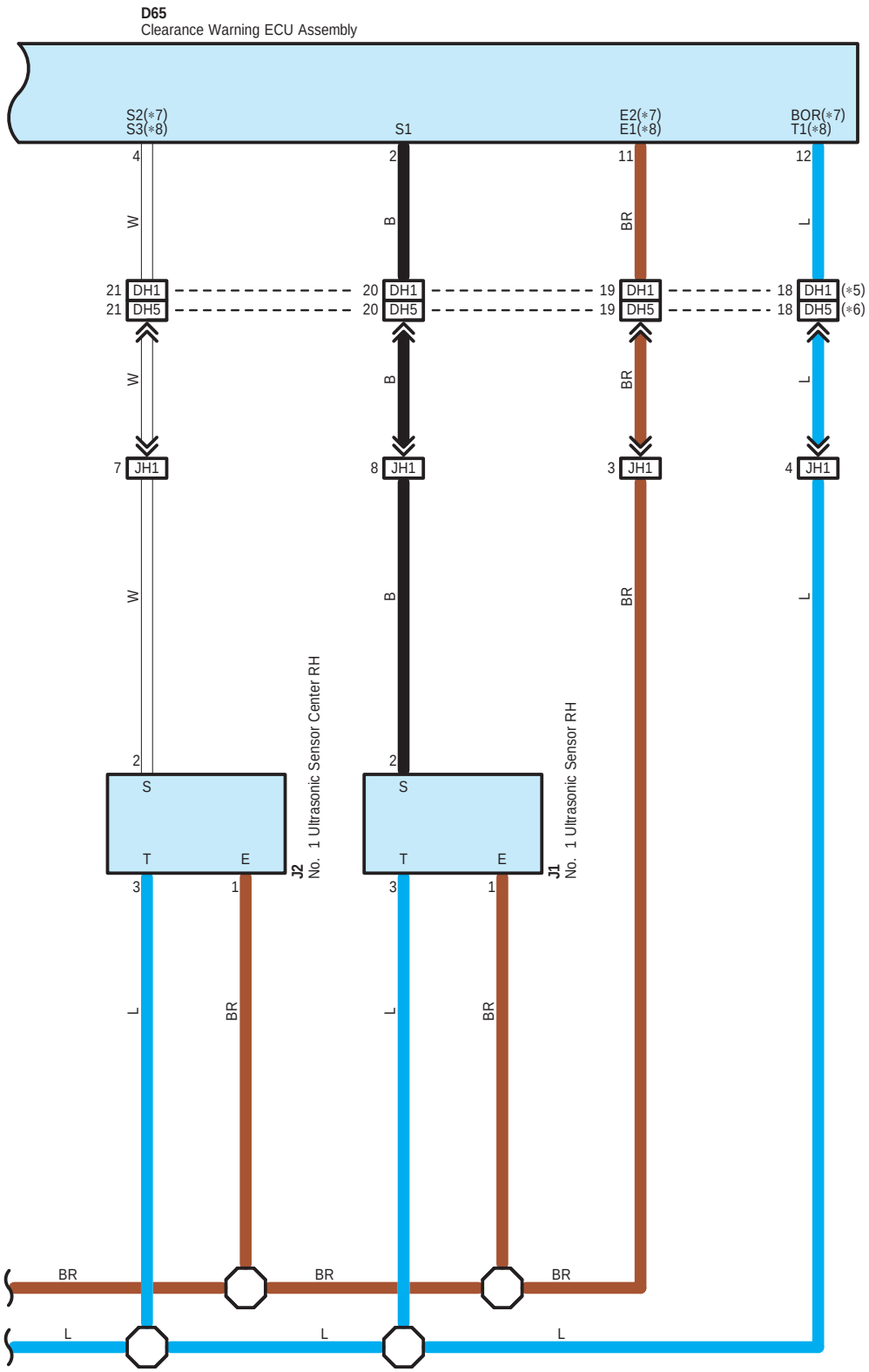

* 5 : Before Jun. 2010 Production
* 6 : From Jun. 2010 Production
* 7 : Before Nov. 2011 Production
* 8 : From Nov. 2011 Production

B 5
Gray

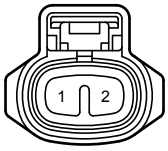

B 14
Gray

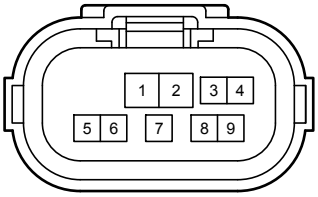

D 18
Black

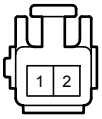

D 65
White

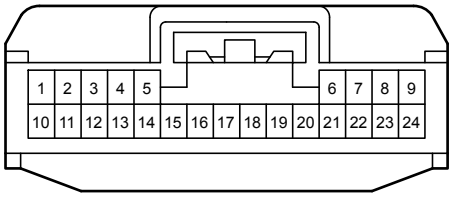

D 72
Black

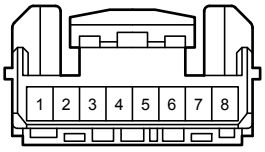

D131
White

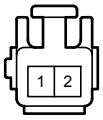

J 1
Black

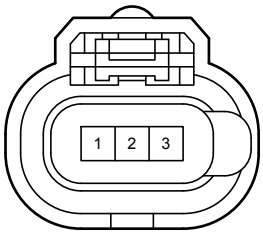

J 2
Black

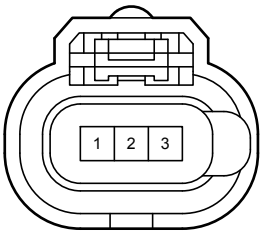

J 3
Black

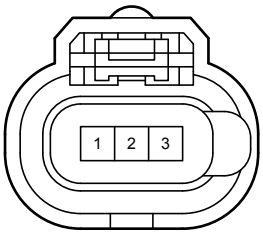

J 4
Black

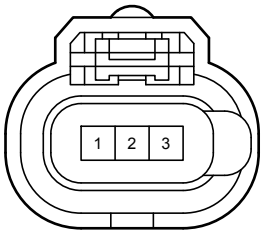

1J

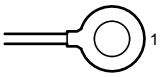

1R

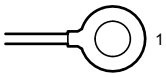

3A
White

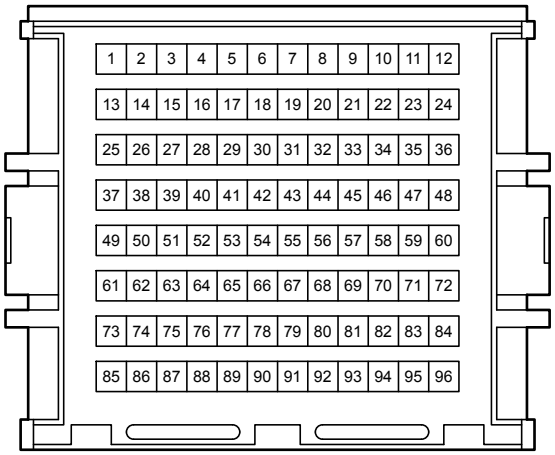

3B
White

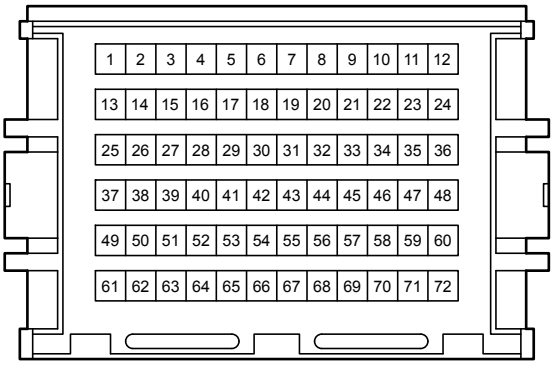

3C
White

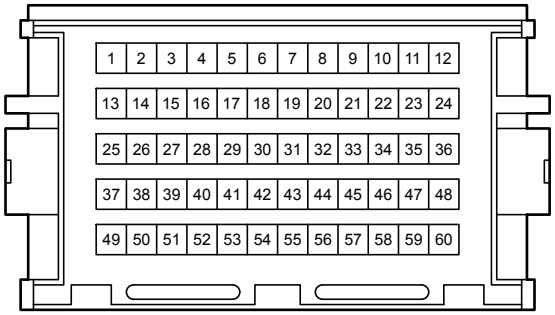

4A
White

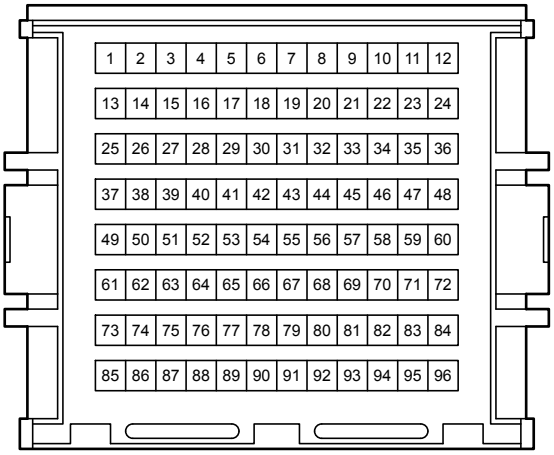

4B
White

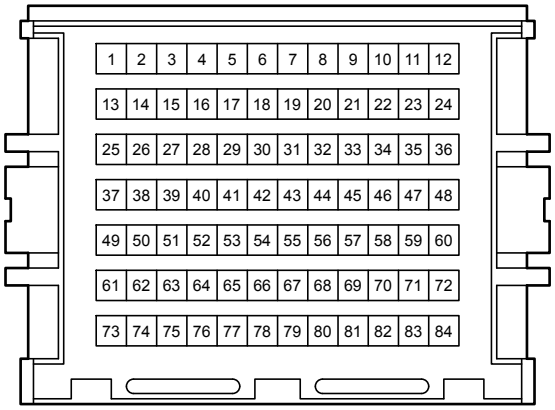

DB
White

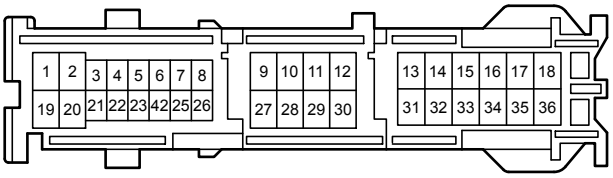

DC
White

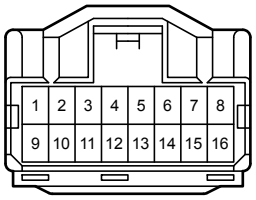

DE
White

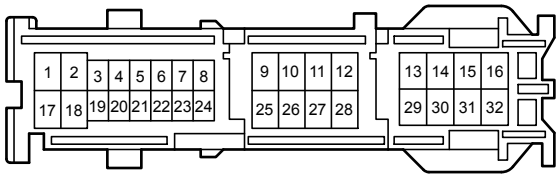

DG
White

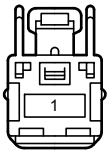

DM
White



DQ
White

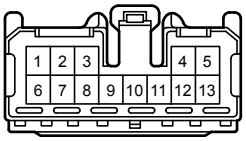

BA2
White

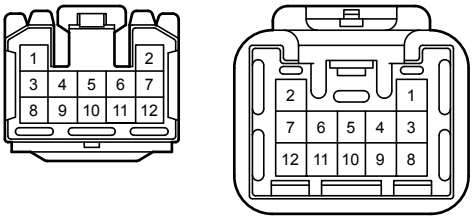

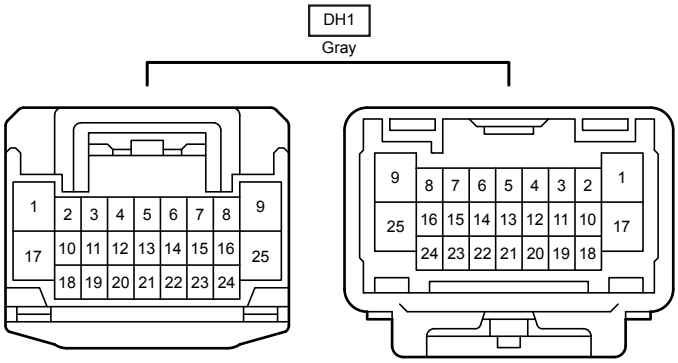
DH1
Gray
1 2 3 4 5 6 7 8 9
17 10 11 12 13 14 15 16 25
18 19 20 21 22 23 24
9 8 7 6 5 4 3 2 1
25 16 15 14 13 12 11 10 17
24 23 22 21 20 19 18

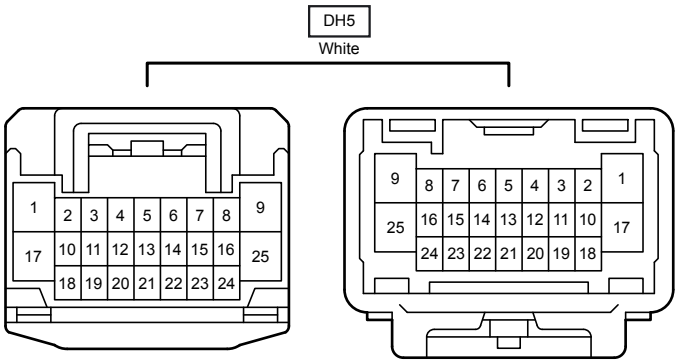
DH5
White
1 2 3 4 5 6 7 8 9
17 10 11 12 13 14 15 16 25
18 19 20 21 22 23 24
9 8 7 6 5 4 3 2 1
25 16 15 14 13 12 11 10 17
24 23 22 21 20 19 18

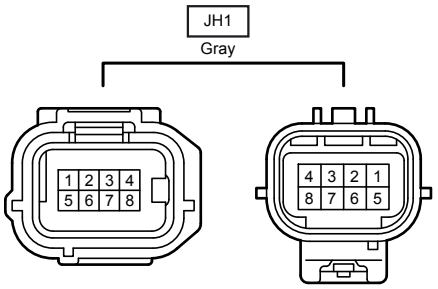
JH1
Gray
1 2 3 4
5 6 7 8
4 3 2 1
8 7 6 5