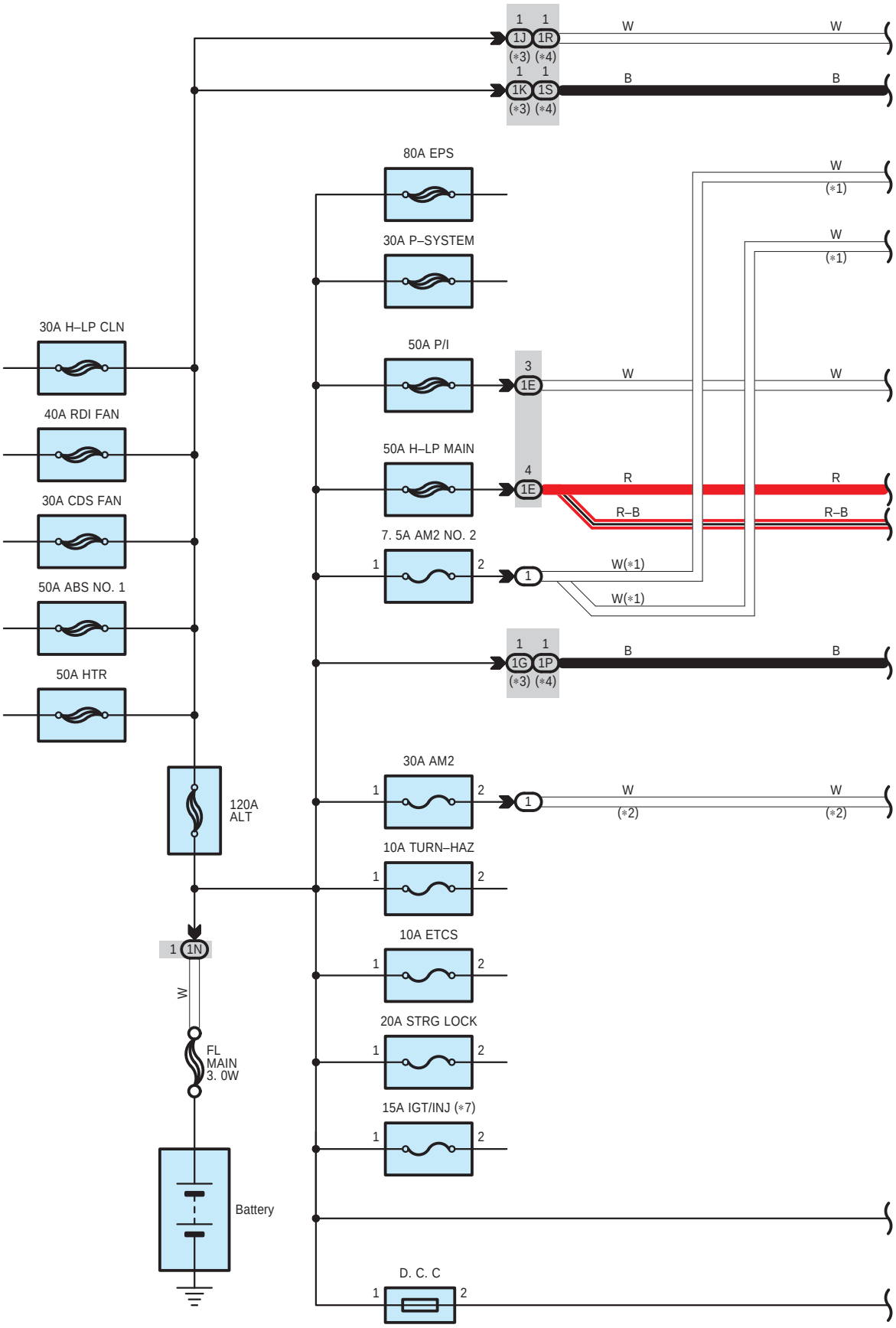
1J
1R
(*3) (*4)
1K
1S
(*3) (*4)
W
B
80A EPS
30A P–SYSTEM
30A H–LP CLN
40A RDI FAN
30A CDS FAN
50A ABS NO. 1
50A HTR
50A P/I
1E
50A H–LP MAIN
R
R–B
7. 5A AM2 NO. 2
W(*1)
1G
1P
30A AM2
(*2)
10A TURN–HAZ
10A ETCS
20A STRG LOCK
15A IGT/INJ (*7)
120A
ALT
1N
FL
MAIN
3. 0W
Battery
D. C. C

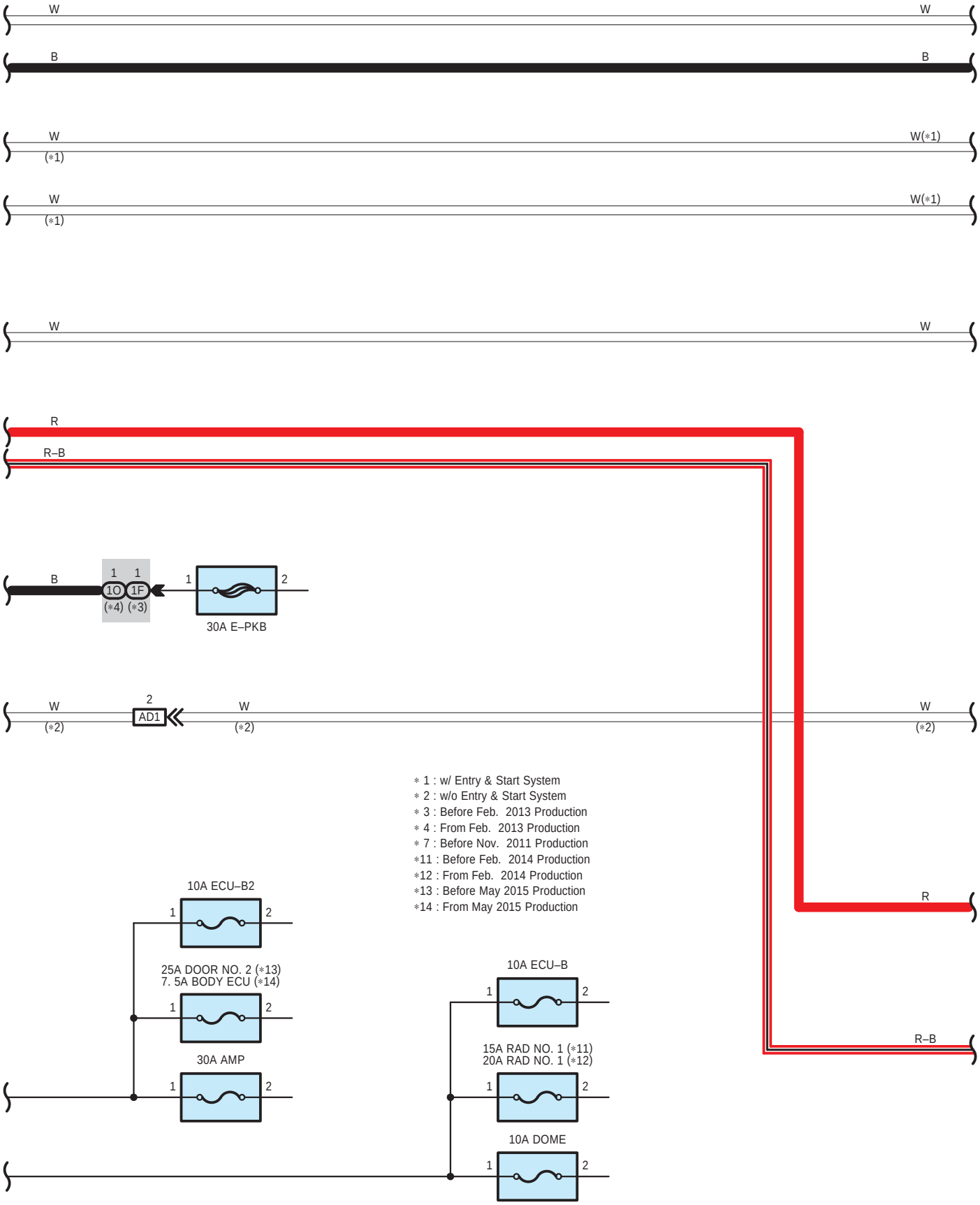
W
W
B
B
W
(∗1)
W(∗1)
W
(∗1)
W(∗1)
W
W
R
R–B
B
1
1
1O
1F
(∗4)
(∗3)
1
2
30A E–PKB
W
(∗2)
2
AD1
W
(∗2)
W
(∗2)
∗ 1 : w/ Entry & Start System
∗ 2 : w/o Entry & Start System
∗ 3 : Before Feb. 2013 Production
∗ 4 : From Feb. 2013 Production
∗ 7 : Before Nov. 2011 Production
∗11 : Before Feb. 2014 Production
∗12 : From Feb. 2014 Production
∗13 : Before May 2015 Production
∗14 : From May 2015 Production
10A ECU–B2
1
2
25A DOOR NO. 2 (∗13)
7. 5A BODY ECU (∗14)
1
2
30A AMP
1
2
10A ECU–B
1
2
15A RAD NO. 1 (∗11)
20A RAD NO. 1 (∗12)
1
2
10A DOME
1
2
R
R–B

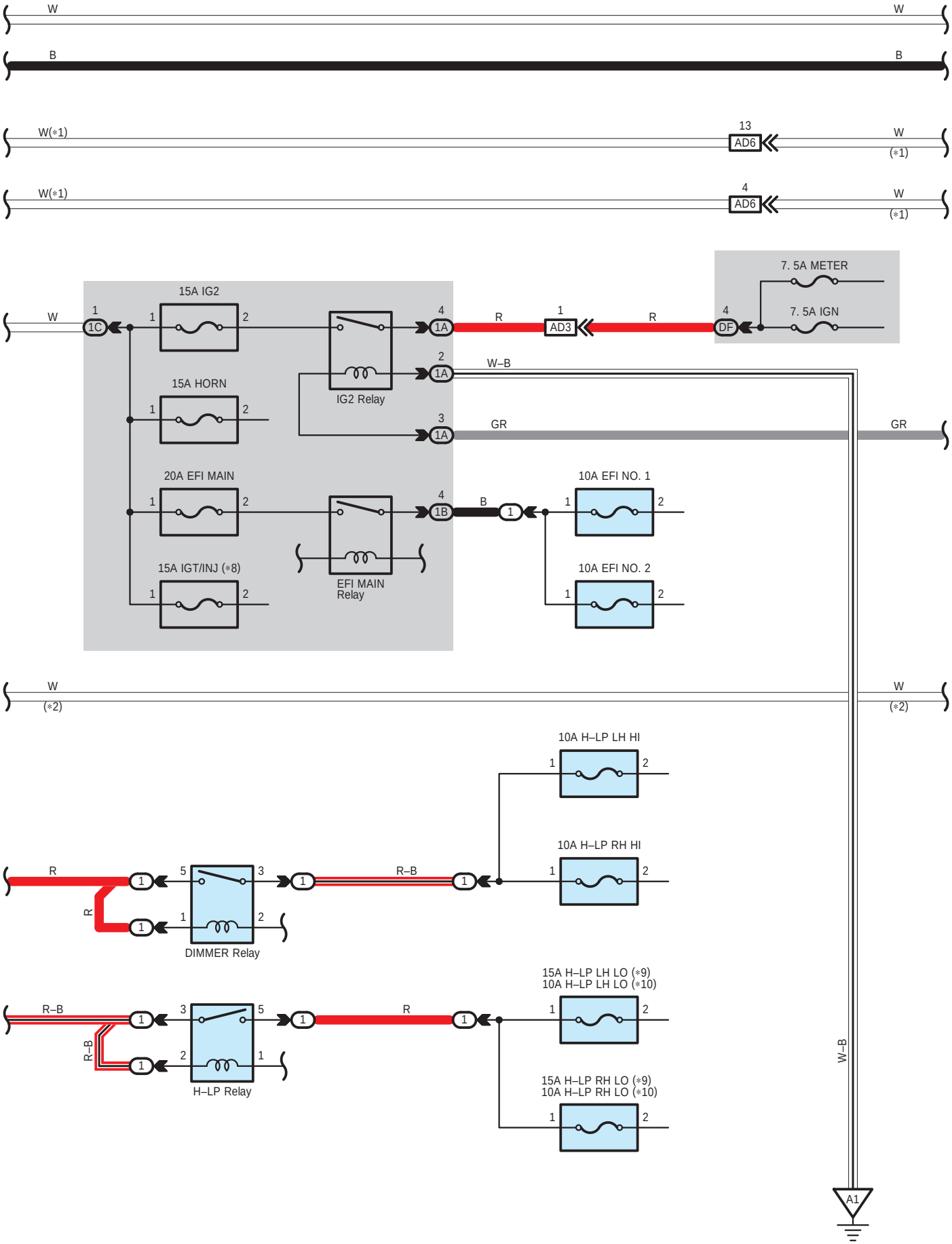
W
W
B
B
W(*1)
13
AD6
W
(*1)
W(*1)
4
AD6
W
(*1)
7. 5A METER
7. 5A IGN
15A IG2
W
1
1C
1
2
4
1A
R
1
AD3
R
4
DF
IG2 Relay
2
1A
W–B
15A HORN
1
2
3
1A
GR
GR
20A EFI MAIN
1
2
4
1B
B
1
10A EFI NO. 1
1
2
EFI MAIN
Relay
15A IGT/INJ (*8)
1
2
10A EFI NO. 2
1
2
W
(*2)
W
(*2)
10A H–LP LH HI
1
2
10A H–LP RH HI
1
2
R
5
3
1
R–B
1
R
1
2
DIMMER Relay
15A H–LP LH LO (*9)
10A H–LP LH LO (*10)
R–B
3
5
1
R
1
1
2
1
R–B
H–LP Relay
15A H–LP RH LO (*9)
10A H–LP RH LO (*10)
1
2
W–B
A1

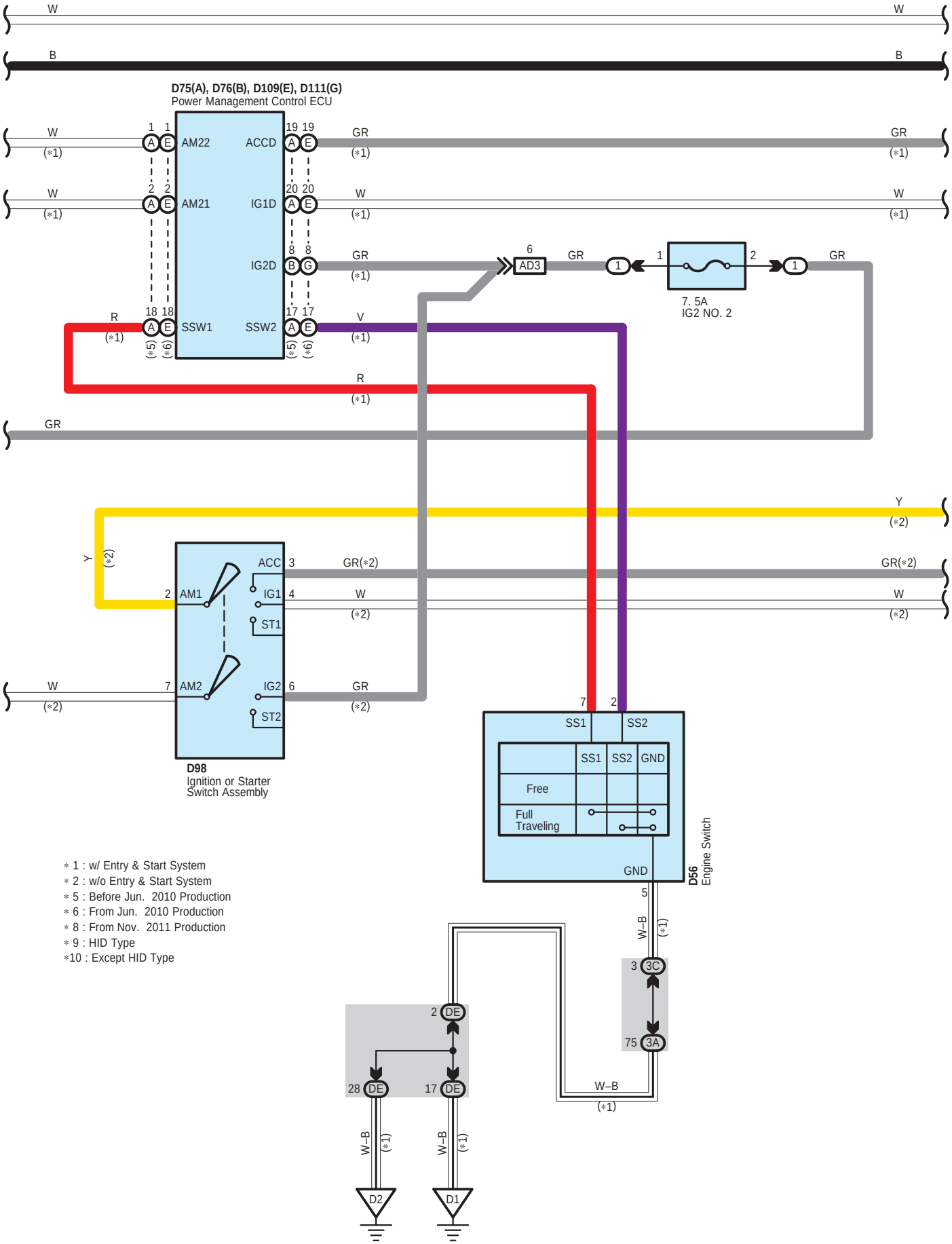
W
B
D75(A), D76(B), D109(E), D111(G)
Power Management Control ECU
AM22
AM21
SSW1
ACCD
IG1D
IG2D
SSW2
GR
(*1)
R
V
AD3
7. 5A
IG2 NO. 2
Y
(*2)
GR(*2)
AM1
AM2
ACC
IG1
ST1
IG2
ST2
D98
Ignition or Starter
Switch Assembly
SS1
SS2
GND
Free
Full
Traveling
D56
Engine Switch
W–B
3C
3A
DE
D2
D1
* 1 : w/ Entry & Start System
* 2 : w/o Entry & Start System
* 5 : Before Jun. 2010 Production
* 6 : From Jun. 2010 Production
* 8 : From Nov. 2011 Production
* 9 : HID Type
*10 : Except HID Type

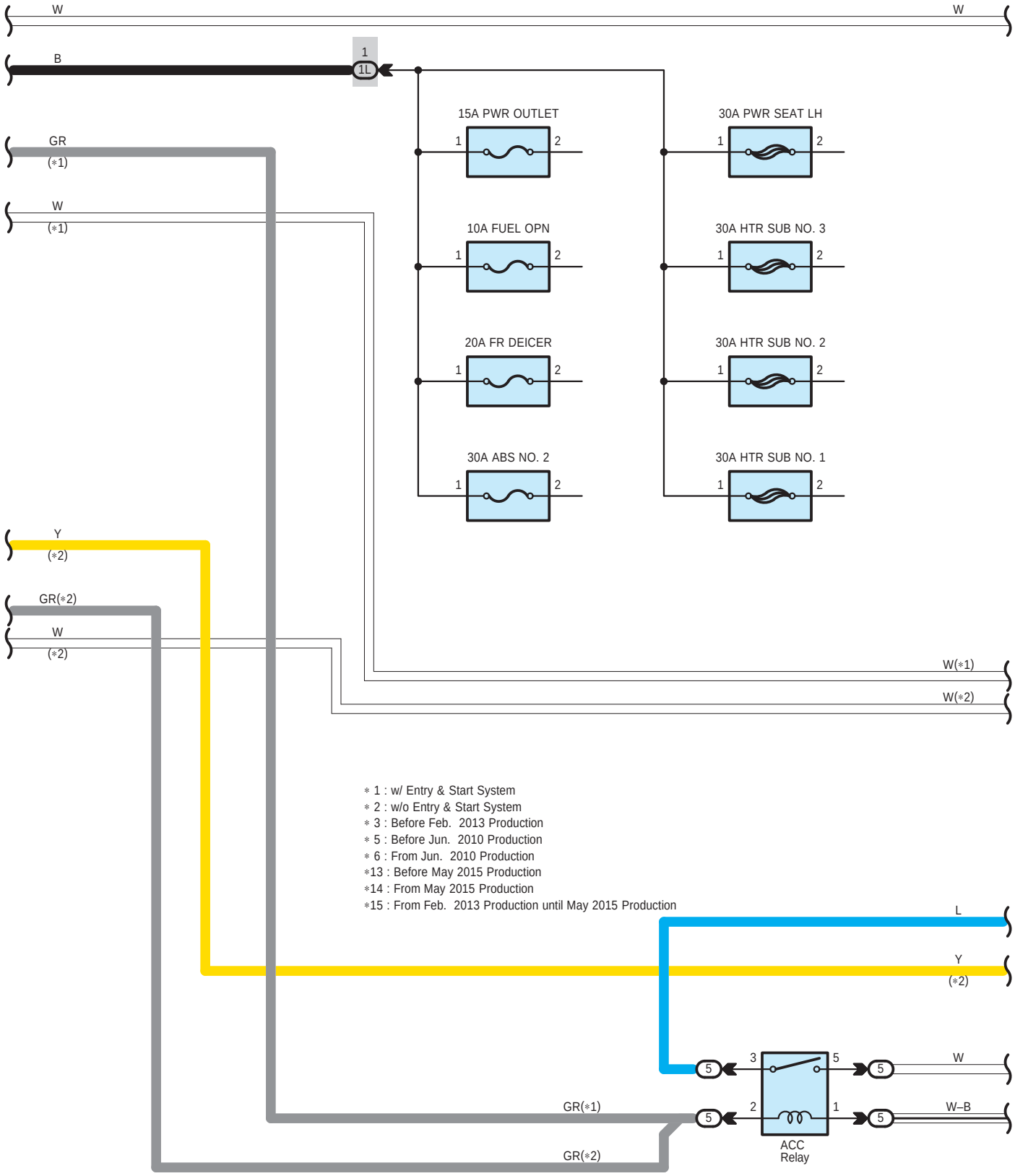
W
W
B
1
1L
15A PWR OUTLET
30A PWR SEAT LH
GR
(∗1)
W
(∗1)
10A FUEL OPN
30A HTR SUB NO. 3
20A FR DEICER
30A HTR SUB NO. 2
30A ABS NO. 2
30A HTR SUB NO. 1
Y
(∗2)
GR(∗2)
W
(∗2)
W(∗1)
W(∗2)
∗ 1 : w/ Entry & Start System
∗ 2 : w/o Entry & Start System
∗ 3 : Before Feb. 2013 Production
∗ 5 : Before Jun. 2010 Production
∗ 6 : From Jun. 2010 Production
∗13 : Before May 2015 Production
∗14 : From May 2015 Production
∗15 : From Feb. 2013 Production until May 2015 Production
L
Y
(∗2)
W
W–B
GR(∗1)
GR(∗2)
ACC
Relay

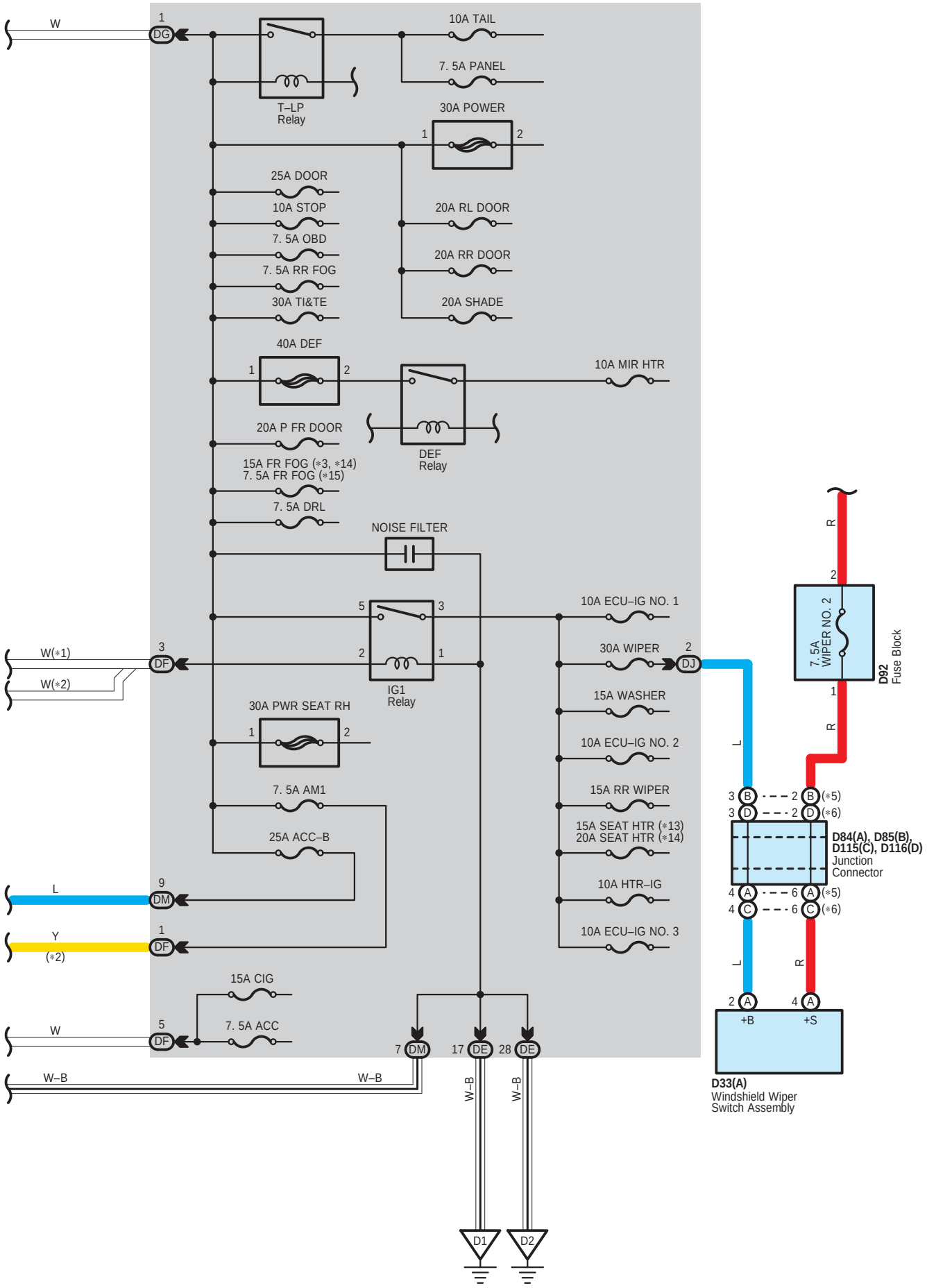
W
1
DG
T–LP
Relay
10A TAIL
7. 5A PANEL
30A POWER
1
2
25A DOOR
10A STOP
7. 5A OBD
7. 5A RR FOG
30A TI&TE
20A RL DOOR
20A RR DOOR
20A SHADE
40A DEF
1
2
10A MIR HTR
20A P FR DOOR
DEF
Relay
15A FR FOG (*3, *14)
7. 5A FR FOG (*15)
7. 5A DRL
NOISE FILTER
5
3
2
1
IG1
Relay
10A ECU–IG NO. 1
30A WIPER
2
DJ
W(*1)
W(*2)
3
DF
30A PWR SEAT RH
1
2
15A WASHER
10A ECU–IG NO. 2
7. 5A AM1
15A RR WIPER
25A ACC–B
15A SEAT HTR (*13)
20A SEAT HTR (*14)
L
9
DM
10A HTR–IG
Y
(*2)
1
DF
10A ECU–IG NO. 3
15A CIG
W
5
DF
7. 5A ACC
7
DM
17
DE
28
DE
W–B
W–B
W–B
W–B
D1
D2
R
2
7. 5A
WIPER NO. 2
D92
Fuse Block
1
R
L
3
B
2
B
(*5)
3
D
2
D
(*6)
D84(A), D85(B),
D115(C), D116(D)
Junction
Connector
4
A
6
A
(*5)
4
C
6
C
(*6)
L
R
2
A
4
A
+B
+S
D33(A)
Windshield Wiper
Switch Assembly

D 33
White

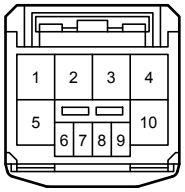

D 56
Black

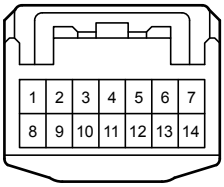

D 75
White

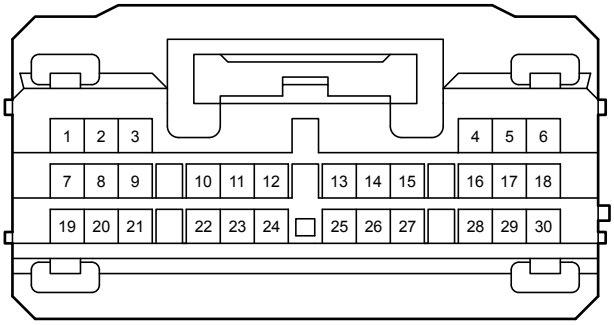

D 76
White

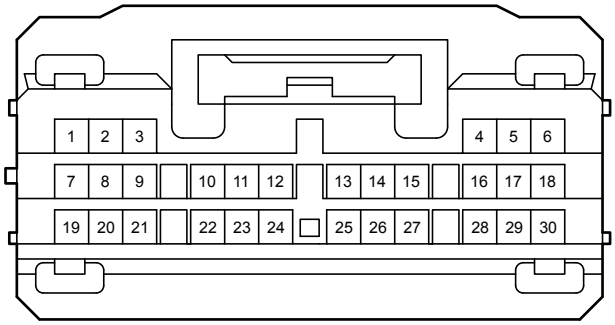

D 84
Black



D 85
Black



D 92

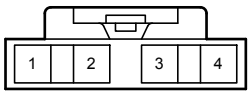

D 98
White

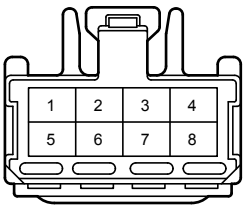

D109
White

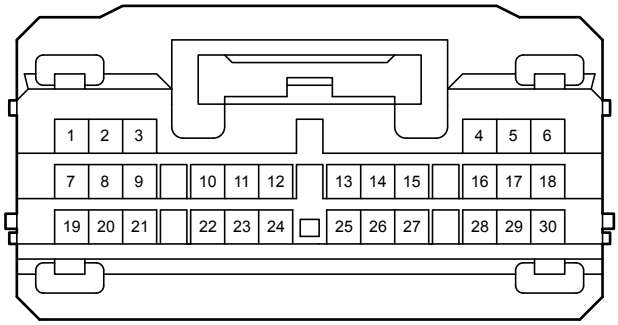

D111
Gray

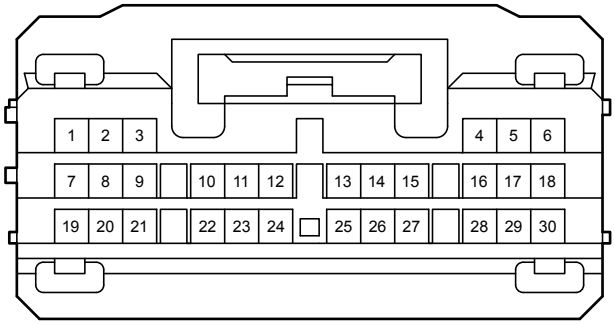

D115
White



D116
White



1A
White

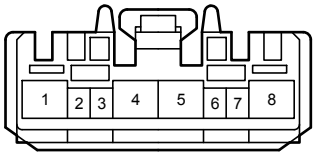

1B
White

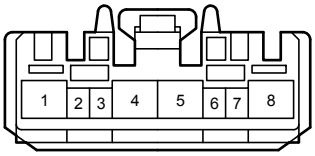

1C
White

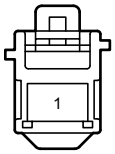

1E
White

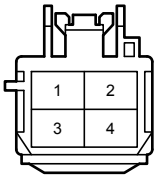

1F

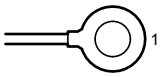

1G

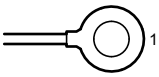

1J

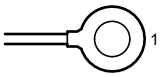

1K

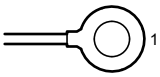

1L
White

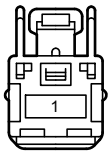

1N

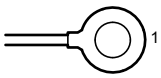

1O

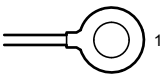

1P

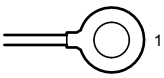

1R

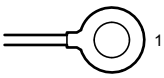

1S

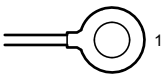

3A
White

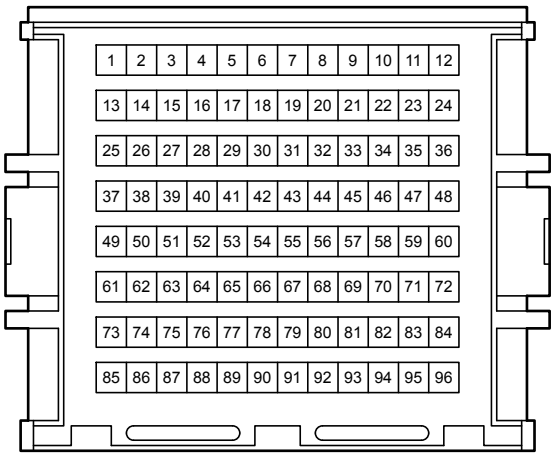

3C
White

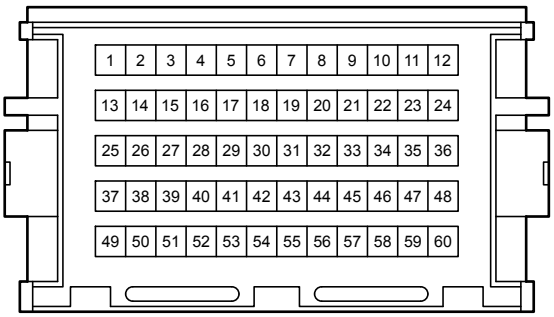

DE
White

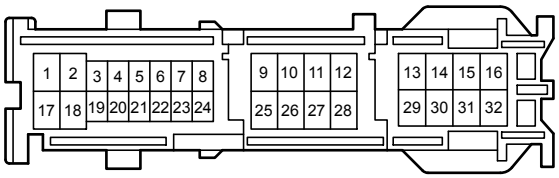

DF
White

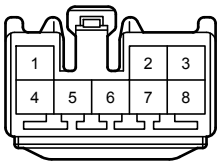

DG
White

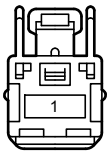

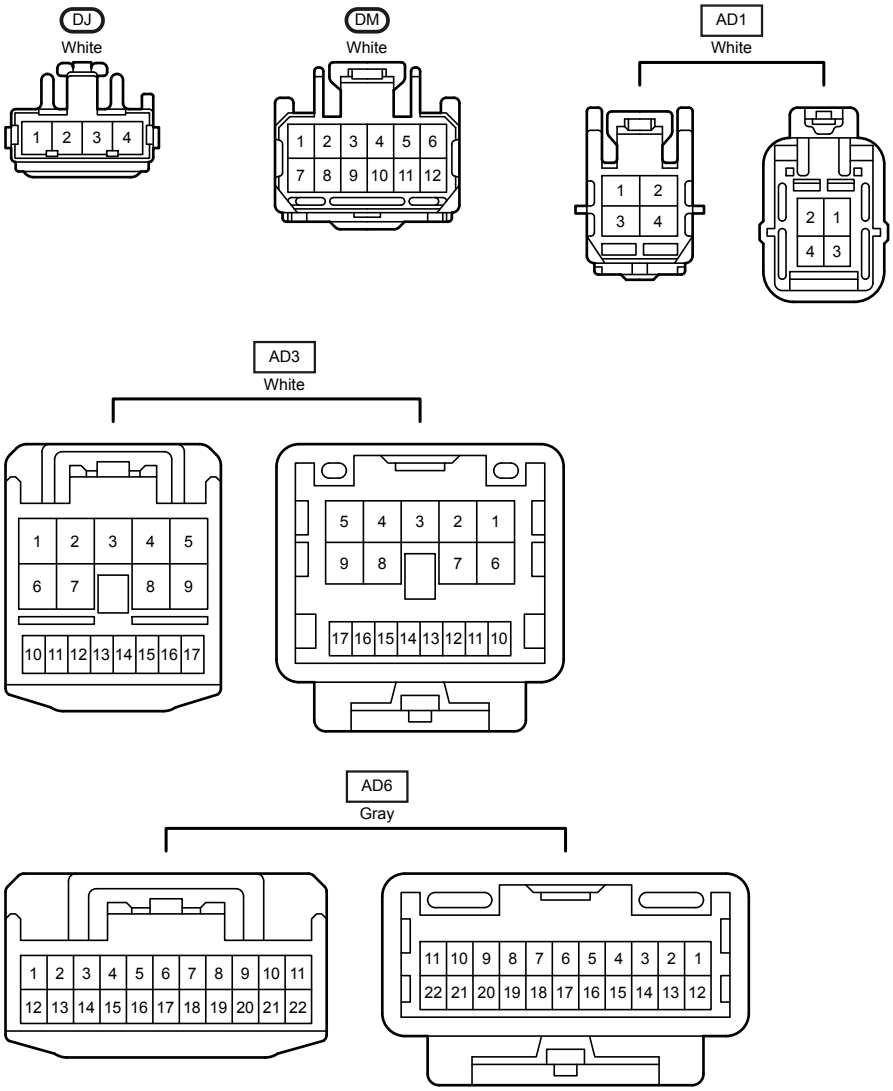
DJ
White
1 2 3 4
DM
White
1 2 3 4 5 6
7 8 9 10 11 12
AD1
White
1 2
3 4
2 1
4 3
AD3
White
1 2 3 4 5
6 7 8 9
10 11 12 13 14 15 16 17
5 4 3 2 1
9 8 7 6
17 16 15 14 13 12 11 10
AD6
Gray
1 2 3 4 5 6 7 8 9 10 11
12 13 14 15 16 17 18 19 20 21 22
11 10 9 8 7 6 5 4 3 2 1
22 21 20 19 18 17 16 15 14 13 12