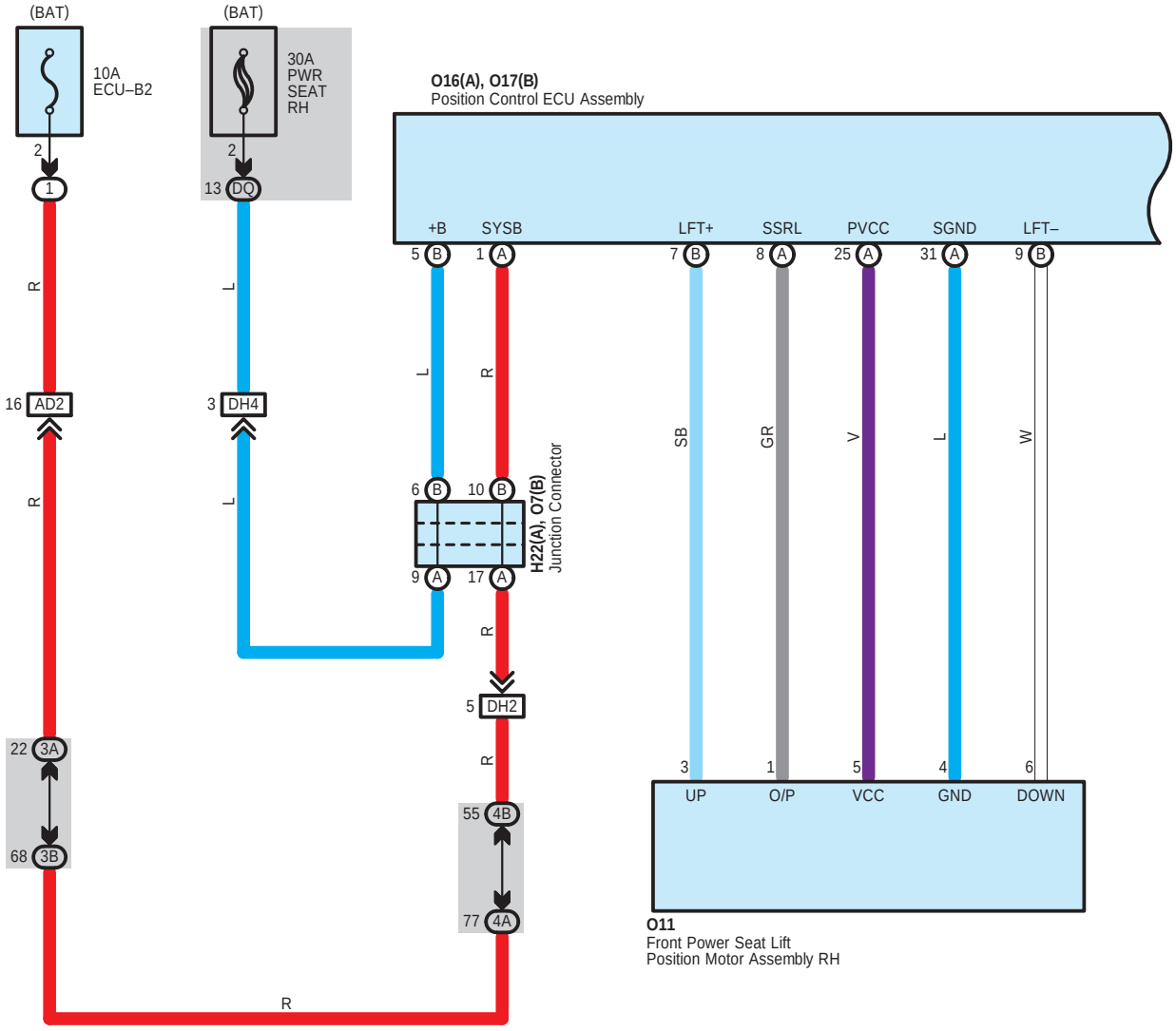
(BAT)
10A
ECU–B2
(BAT)
30A
PWR
SEAT
RH
O16(A), O17(B)
Position Control ECU Assembly
+B
SYSB
LFT+
SSRL
PVCC
SGND
LFT–
AD2
DH4
DH2
H22(A), O7(B)
Junction Connector
UP
O/P
VCC
GND
DOWN
O11
Front Power Seat Lift
Position Motor Assembly RH

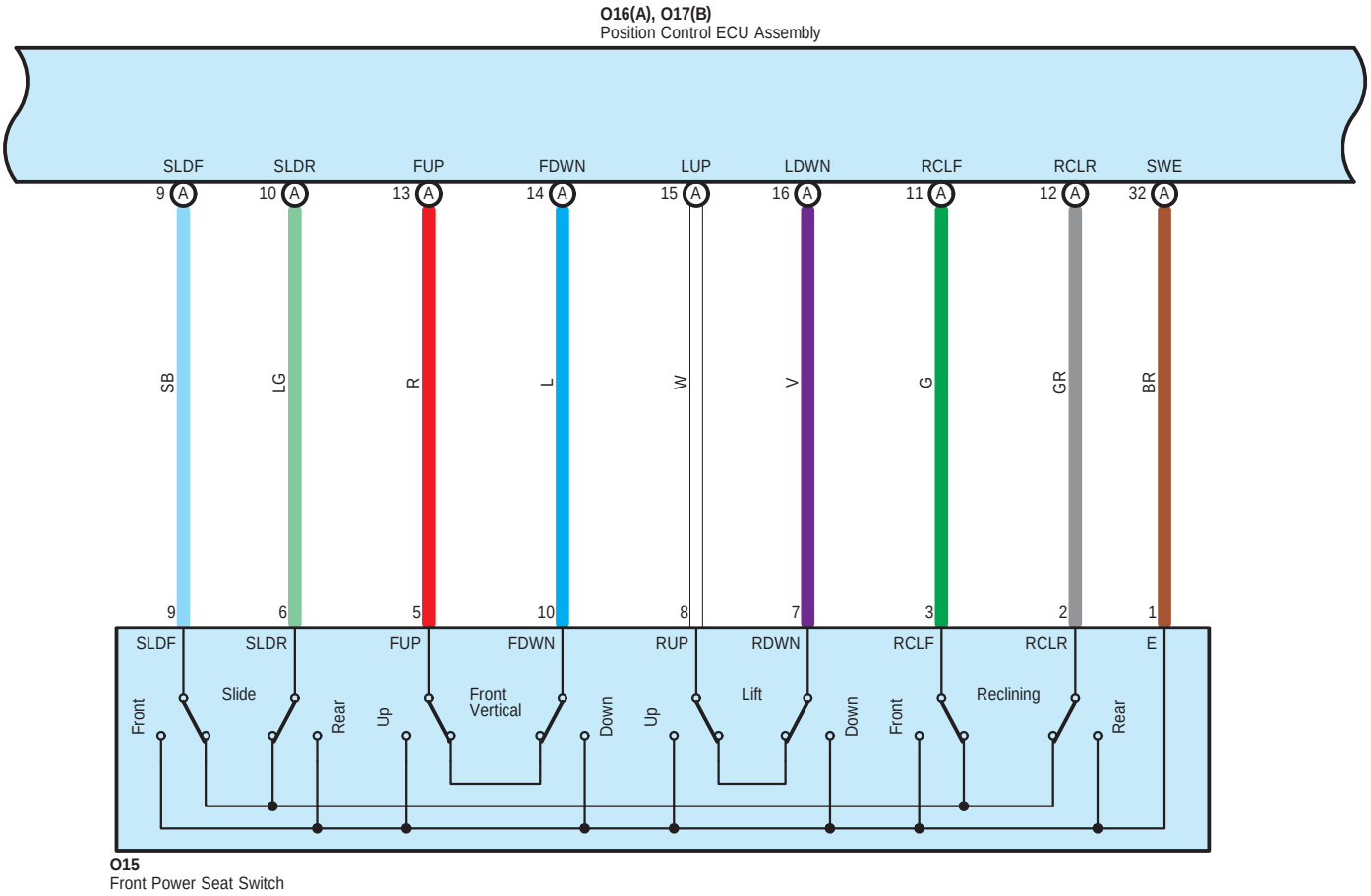
O16(A), O17(B)
Position Control ECU Assembly
SLDF
SLDR
FUP
FDWN
LUP
LDWN
RCLF
RCLR
SWE
9 A
10 A
13 A
14 A
15 A
16 A
11 A
12 A
32 A
SB
LG
R
L
W
V
G
GR
BR
9
6
5
10
8
7
3
2
1
SLDF
SLDR
FUP
FDWN
RUP
RDWN
RCLF
RCLR
E
Front
Slide
Rear
Up
Front
Vertical
Down
Up
Lift
Down
Front
Reclining
Rear
O15
Front Power Seat Switch

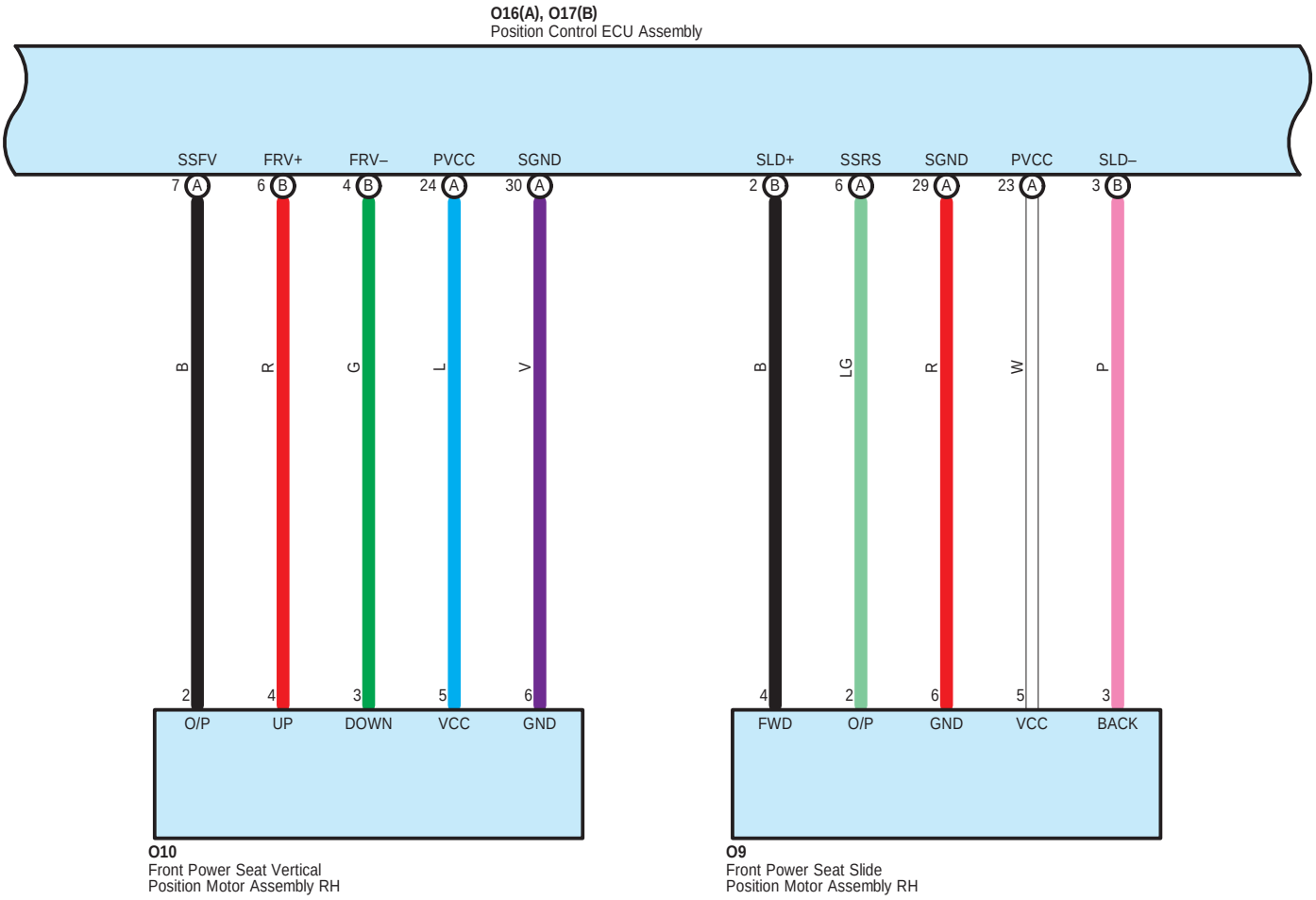
O16(A), O17(B)
Position Control ECU Assembly
SSFV
FRV+
FRV–
PVCC
SGND
SLD+
SSRS
SGND
PVCC
SLD–
7 A
6 B
4 B
24 A
30 A
2 B
6 A
29 A
23 A
3 B
B
R
G
L
V
B
LG
R
W
P
2
4
3
5
6
4
2
6
5
3
O/P
UP
DOWN
VCC
GND
FWD
O/P
GND
VCC
BACK
O10
Front Power Seat Vertical
Position Motor Assembly RH
O9
Front Power Seat Slide
Position Motor Assembly RH

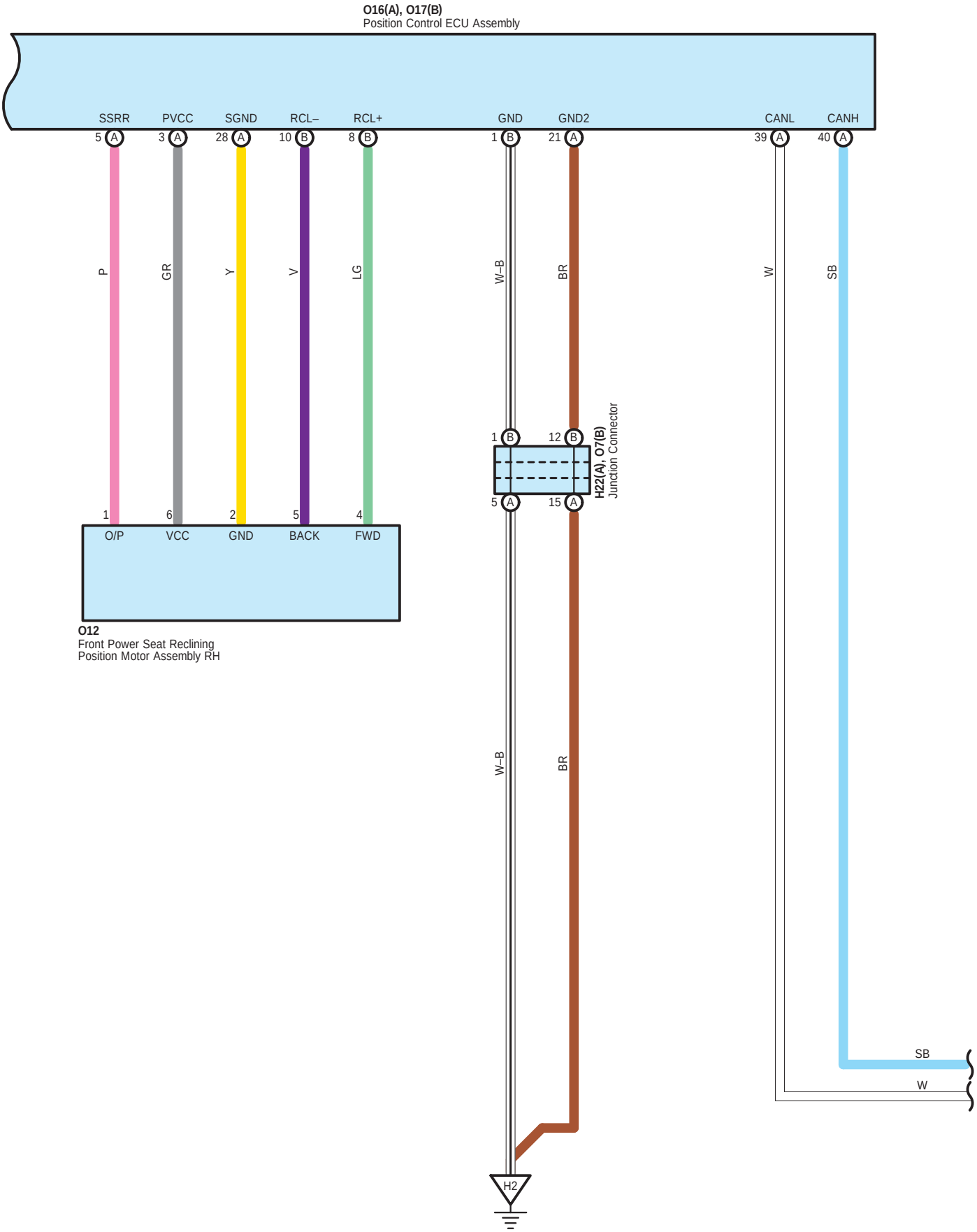
O16(A), O17(B)
Position Control ECU Assembly
SSRR
PVCC
SGND
RCL–
RCL+
GND
GND2
CANL
CANH
5 A
3 A
28 A
10 B
8 B
1 B
21 A
39 A
40 A
P
GR
Y
V
LG
W–B
BR
W
SB
1 B
12 B
5 A
15 A
H22(A), O7(B)
Junction Connector
1
6
2
5
4
O/P
VCC
GND
BACK
FWD
O12
Front Power Seat Reclining
Position Motor Assembly RH
W–B
BR
SB
W
H2

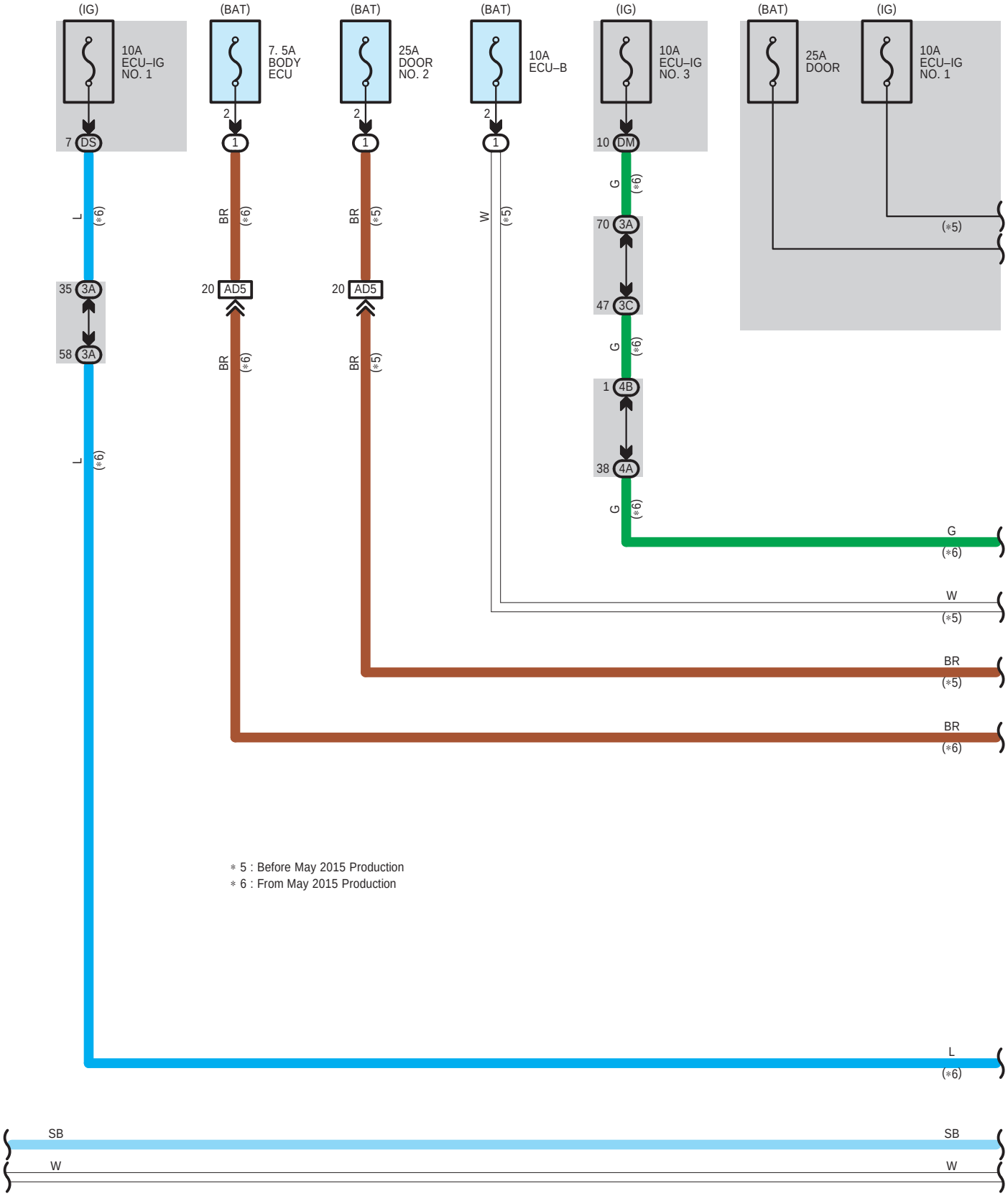

* 5 : Before May 2015 Production
* 6 : From May 2015 Production

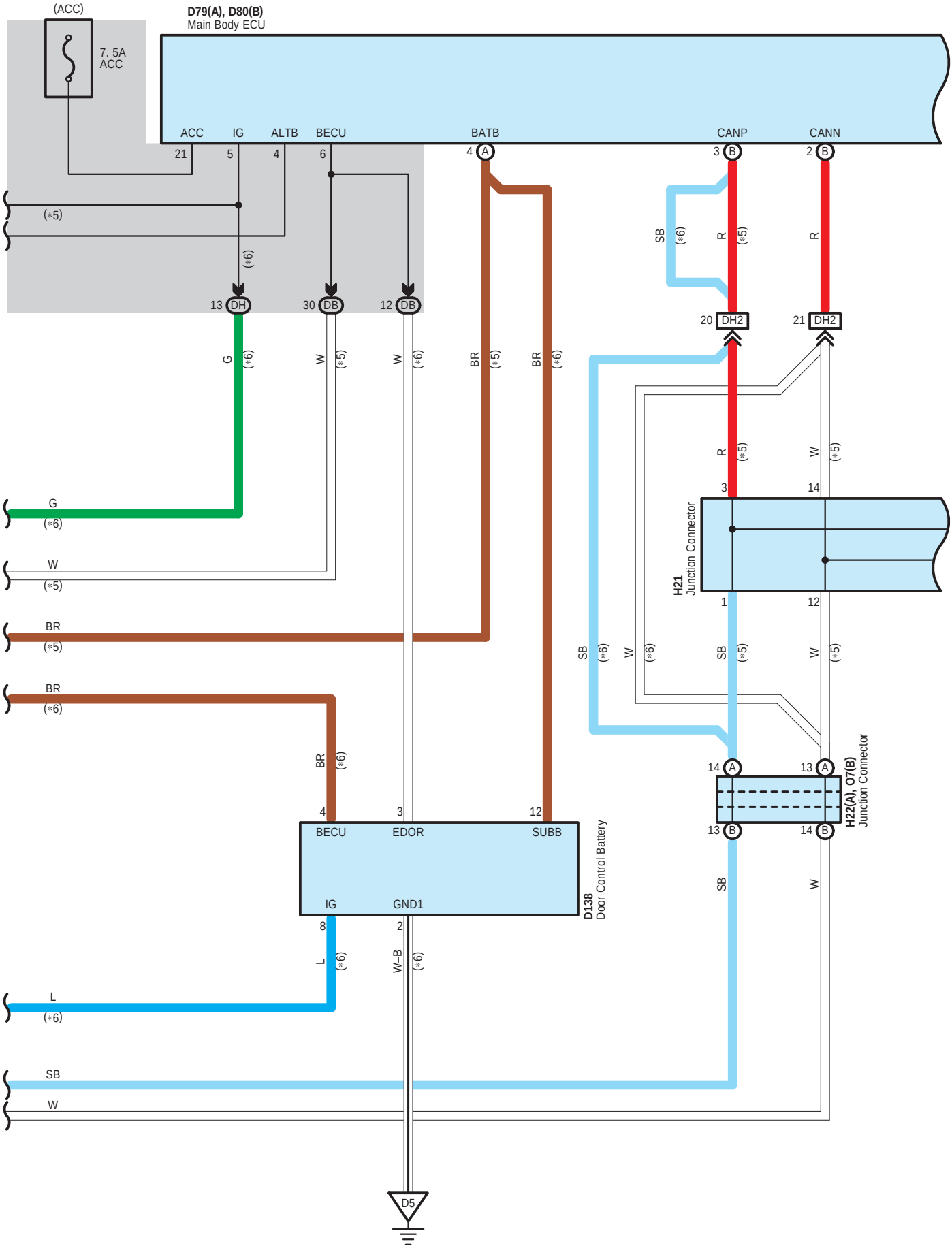
(ACC)
7. 5A
ACC
D79(A), D80(B)
Main Body ECU
ACC
IG
ALTB
BECU
BATB
CANP
CANN
21
5
4
6
4 A
3 B
2 B
(*5)
(*6)
13 DH
30 DB
12 DB
20 DH2
21 DH2
G
W
BR
SB
R
H21
Junction Connector
H22(A), O7(B)
Junction Connector
BECU
EDOR
SUBB
IG
GND1
D138
Door Control Battery
L
W–B
D5

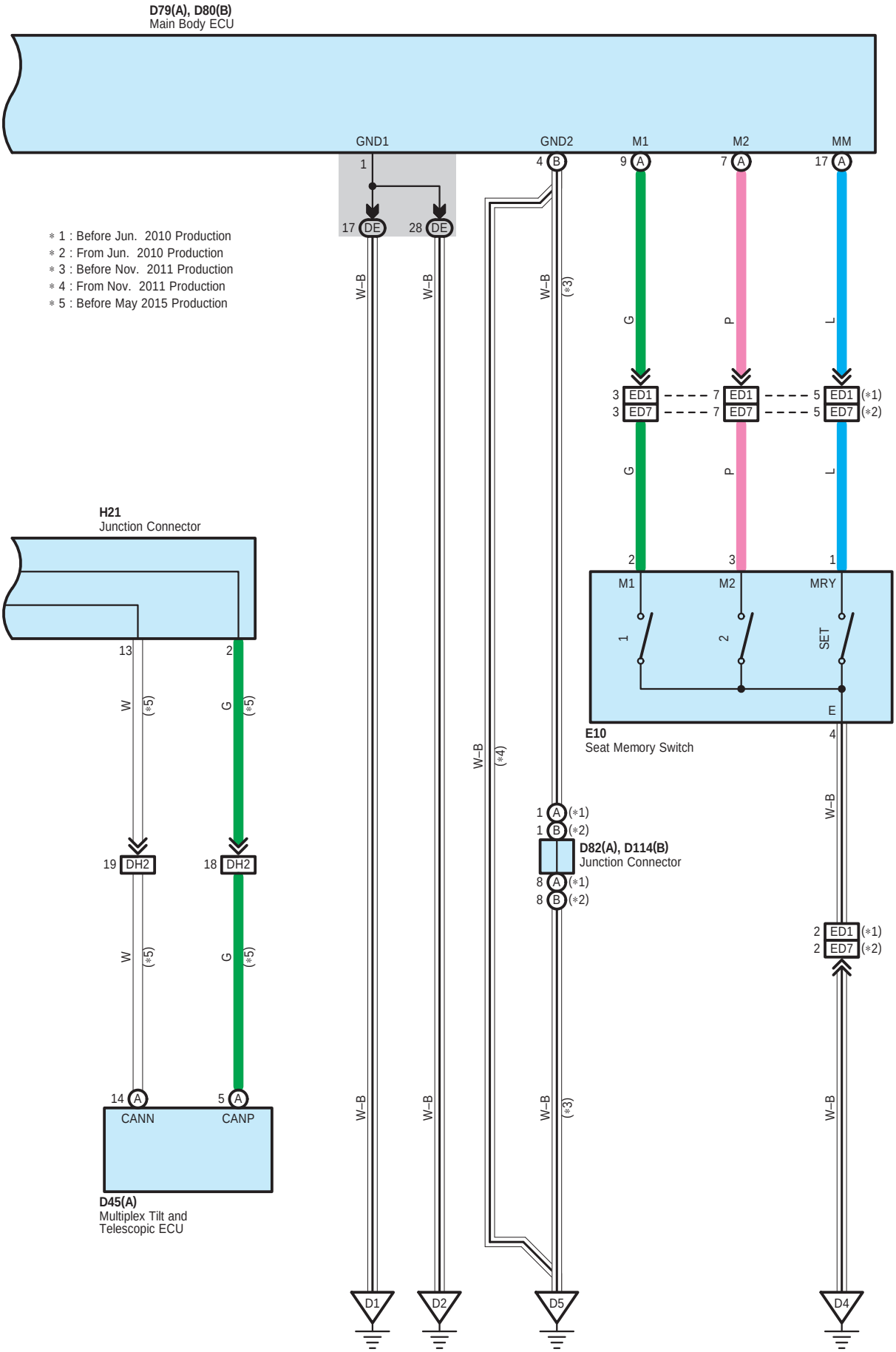
D79(A), D80(B)
Main Body ECU
GND1
GND2
M1
M2
MM
1
4 B
9 A
7 A
17 A
17 DE
28 DE
∗1 : Before Jun. 2010 Production
∗2 : From Jun. 2010 Production
∗3 : Before Nov. 2011 Production
∗4 : From Nov. 2011 Production
∗5 : Before May 2015 Production
W–B
(∗3)
G
P
L
3 ED1
3 ED7
7 ED1
7 ED7
5 ED1 (∗1)
5 ED7 (∗2)
H21
Junction Connector
13
2
W
(∗5)
G
(∗5)
19 DH2
18 DH2
14 A
5 A
CANN
CANP
D45(A)
Multiplex Tilt and
Telescopic ECU
2
3
1
M1
M2
MRY
1
2
SET
E
E10
Seat Memory Switch
4
(∗4)
1 A (∗1)
1 B (∗2)
D82(A), D114(B)
Junction Connector
8 A (∗1)
8 B (∗2)
2 ED1 (∗1)
2 ED7 (∗2)
D1
D2
D5
D4

D 45
White

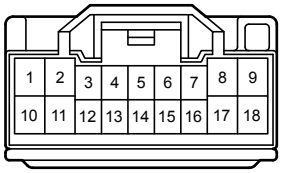

D 79
White

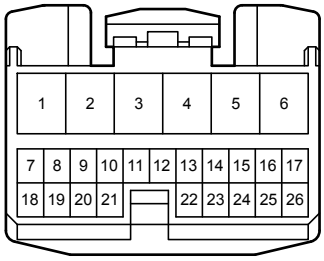

D 80
White

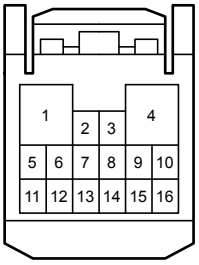

D 82
Black

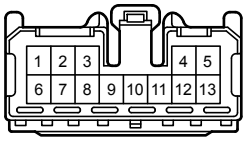

D114
White

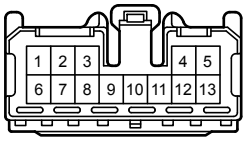

D138
Gray

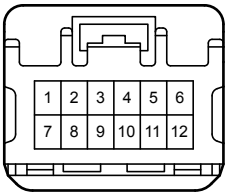

E 10
Gray

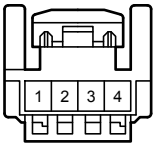

H 21
White

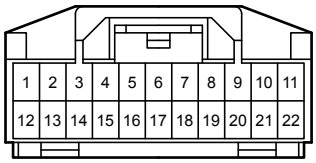

H 22
White

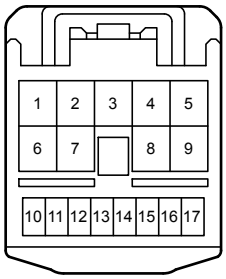

O 7
White

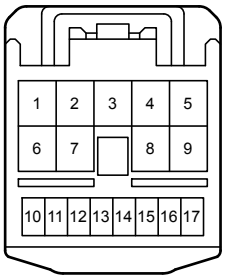

O 9
Black

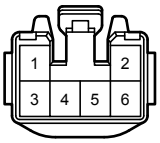

O 10
Black

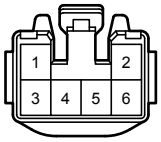

O 11
Black

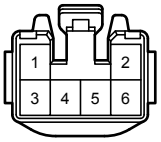

O 12
White

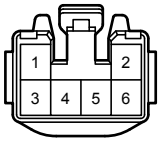

O 15
White

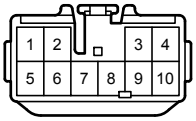

O 16
White

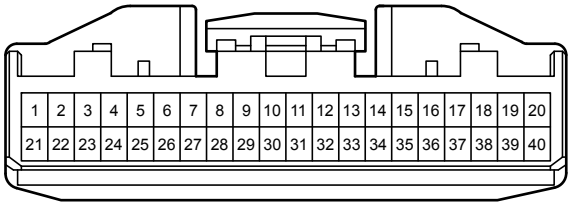

O 17
White

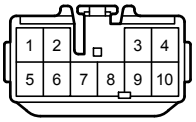

3A
White

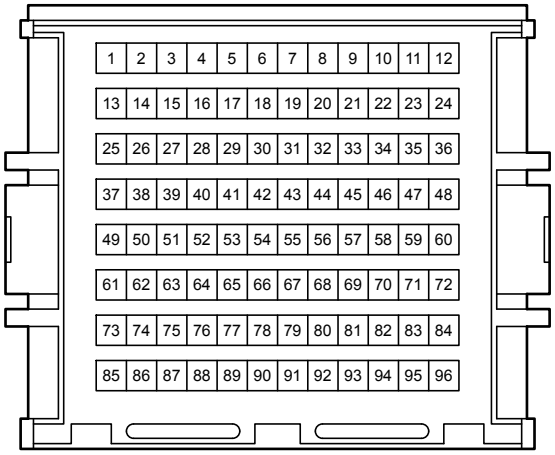

3B
White

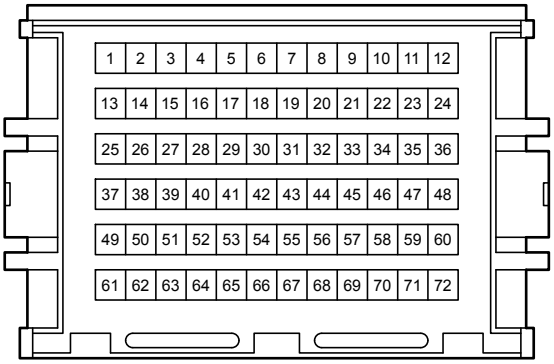

3C
White

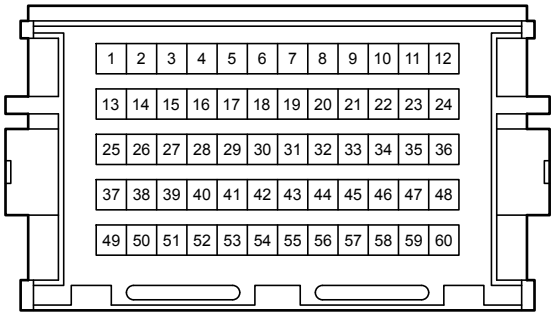

4A
White

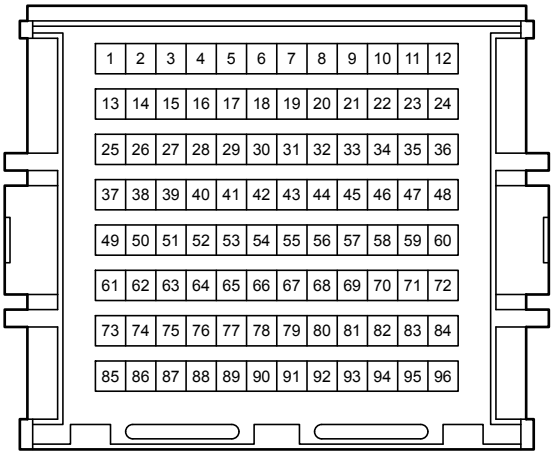

4B
White

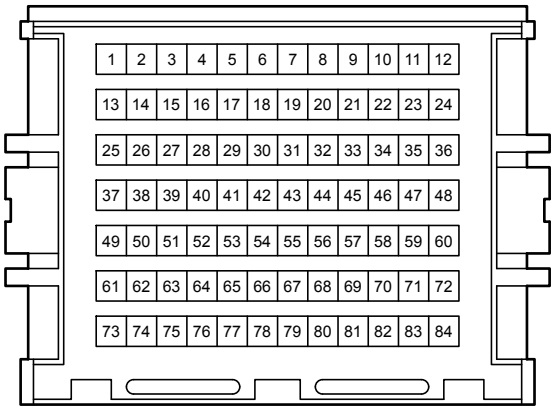

DB
White

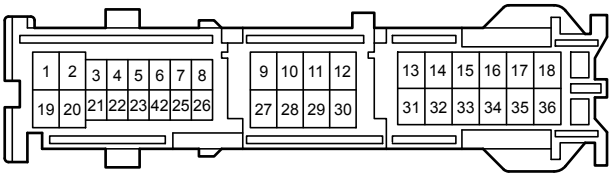

DE
White

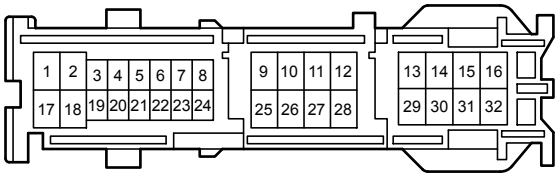

DH
White

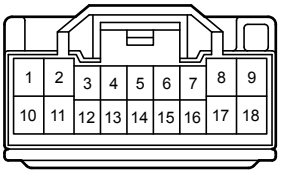

DM
White



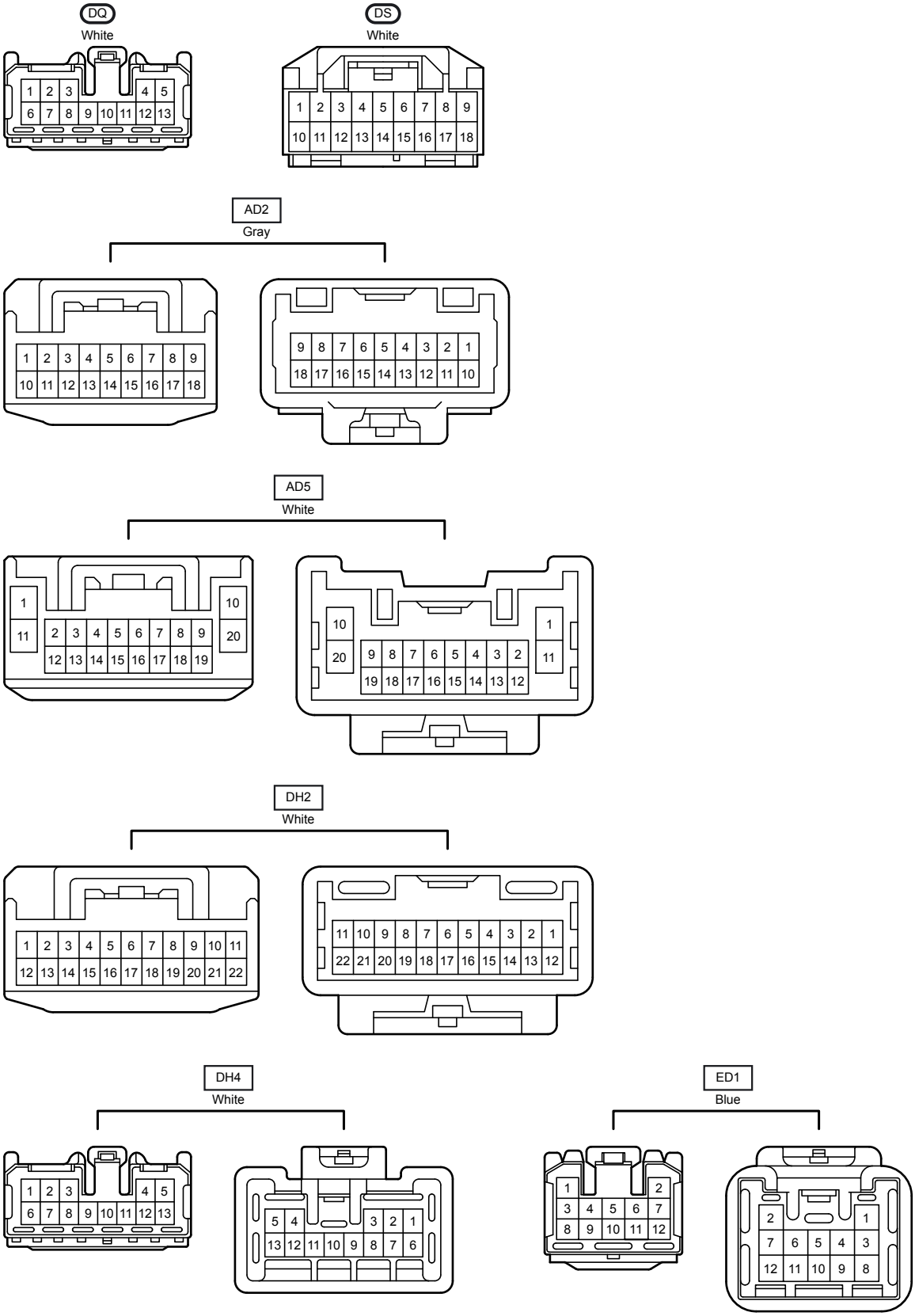
DQ
White
DS
White
AD2
Gray
AD5
White
DH2
White
DH4
White
ED1
Blue

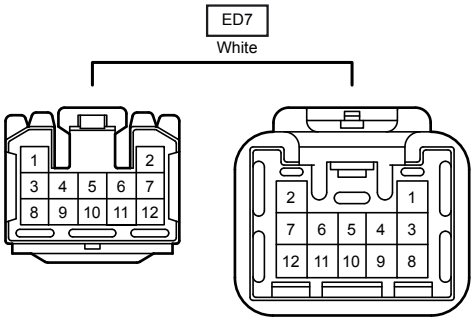
ED7
White
1
2
3
4
5
6
7
8
9
10
11
12
2
1
7
6
5
4
3
12
11
10
9
8