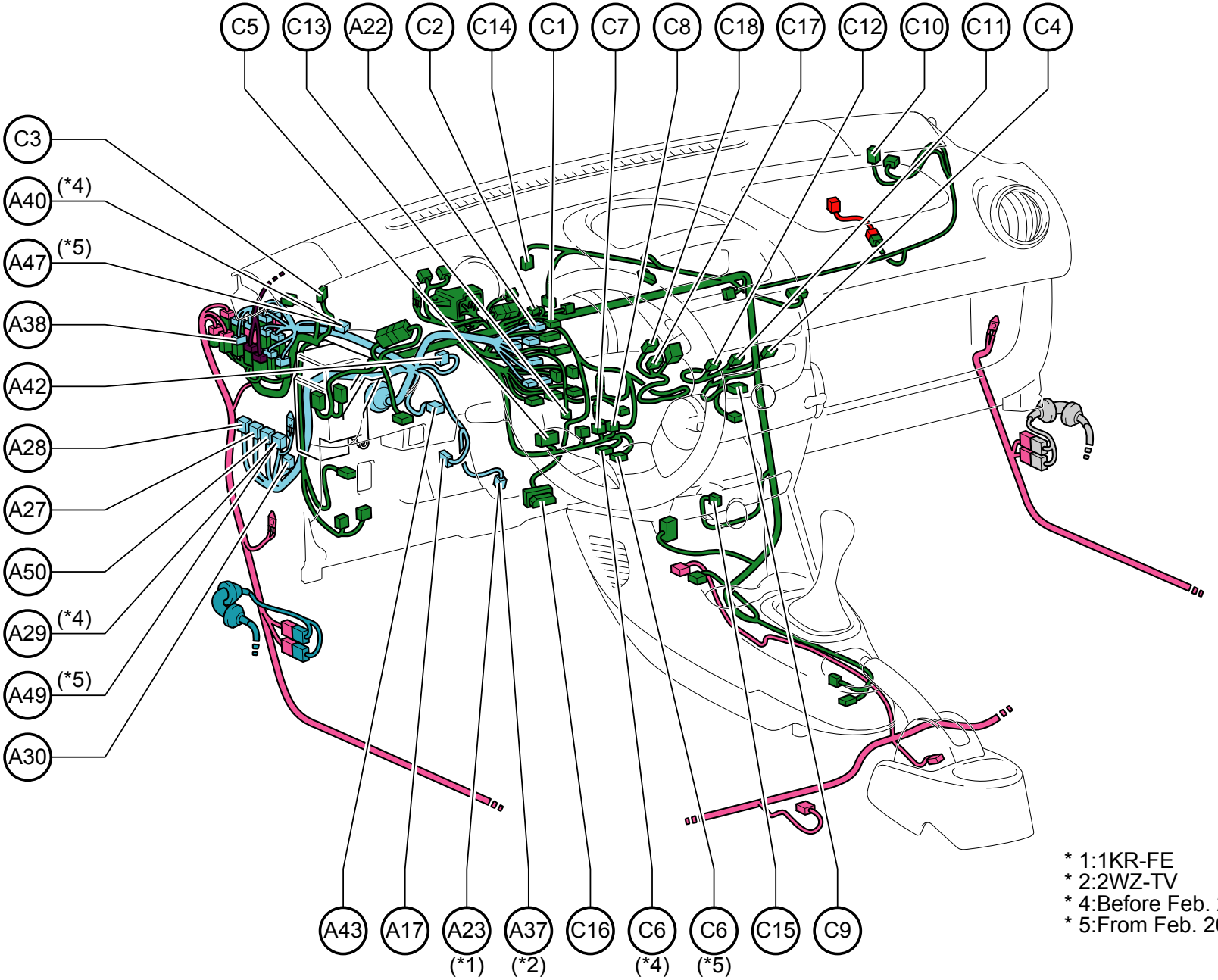

* 1:1KR-FE
* 2:2WZ-TV
* 4:Before Feb. 2012 Production
* 5:From Feb. 2012 Production

A 17 Stop Lamp SW
A 17 Stop Lamp SW
A 22 Combination Meter
A 23 Accelerator Position Sensor
A 27 Multi-mode Manual Transmission ECU
A 28 Multi-mode Manual Transmission ECU
A 29 Multi-mode Manual Transmission ECU
A 30 Junction Connector
A 37 Accelerator Position Sensor
A 38 Junction Connector
A 40 Skid Control Resistor
A 42 Junction Connector
A 43 Clutch Start Switch Assembly
A 47 Skid Control Resistor
A 49 Multi-mode Manual Transmission ECU
A 50 Multi-mode Manual Transmission ECU

C 1 Combination Meter
C 2 Tachometer
C 3 Speaker (Front LH)
C 4 A/C SW
C 5 Combination SW
C 6 Spiral Cable
C 7 Combination SW
C 8 Combination SW
C 9 Blower SW
C 10 Speaker (Front RH)
C 11 Hazard Warning Signal SW
C 12 Rear Window Defogger SW
C 13 Ignition SW
C 14 A/C Amplifier
C 15 Power Outlet Socket
C 16 DLC3
C 17 Radio Receiver Assembly
C 18 Radio Receiver Assembly

A 17
Black



(1KR-FE M/T w/o VSC)

A 17
White

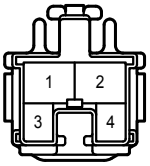

(Except 1KR-FE M/T w/o VSC)

A 22
White



A 23
Black



A 27
White

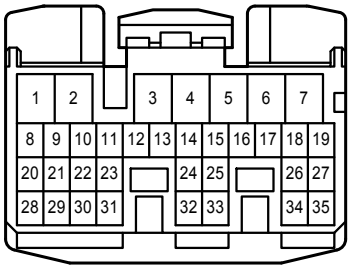

A 28
White

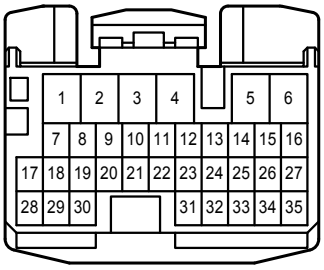

A 29
White

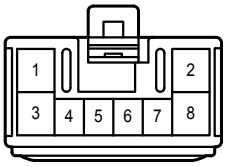

A 30
White

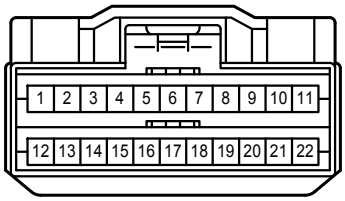

A 37
Black

A 38
Blue

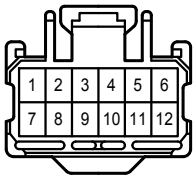

A 40
White

A 42
White

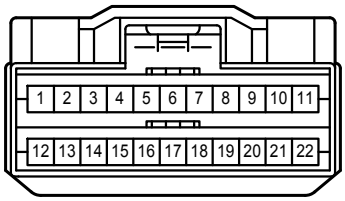

A 43
Black

A 47
White

A 49
White

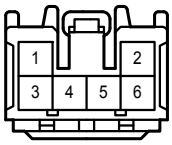

A 50
White

C 1
White

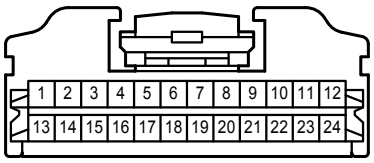

C 2
White



C 3
White

C 4
Black

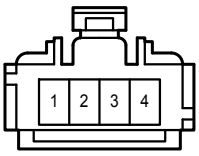

C 5
White

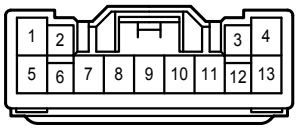

C 6
Black



C 7
White

C 8
White

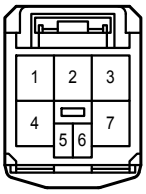

C 9
White

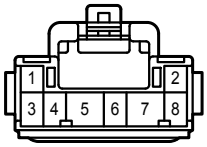

C 10
White

C 11
White

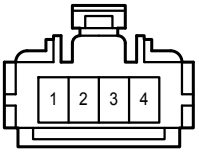

C 12
Green

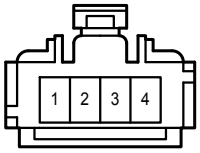

C 13
White

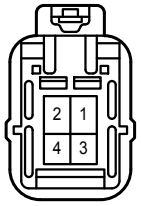

C 14
Black

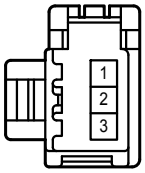

C 15
Black

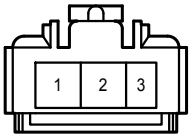

C 16
White

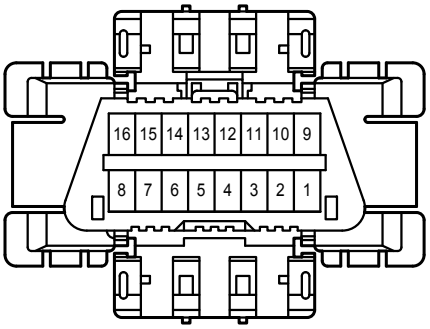

C 17
Black

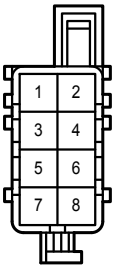
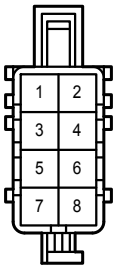
C 18
White