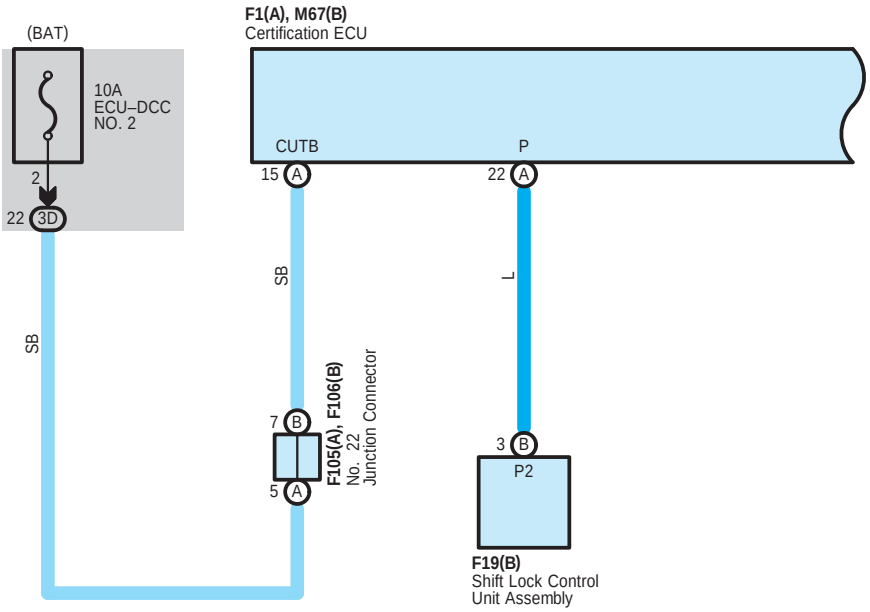
(BAT)
10A
ECU–DCC
NO. 2
2
22 3D
SB
SB
F1(A), M67(B)
Certification ECU
CUTB
15 A
P
22 A
L
7 B
5 A
F105(A), F106(B)
No. 22
Junction Connector
3 B
P2
F19(B)
Shift Lock Control
Unit Assembly

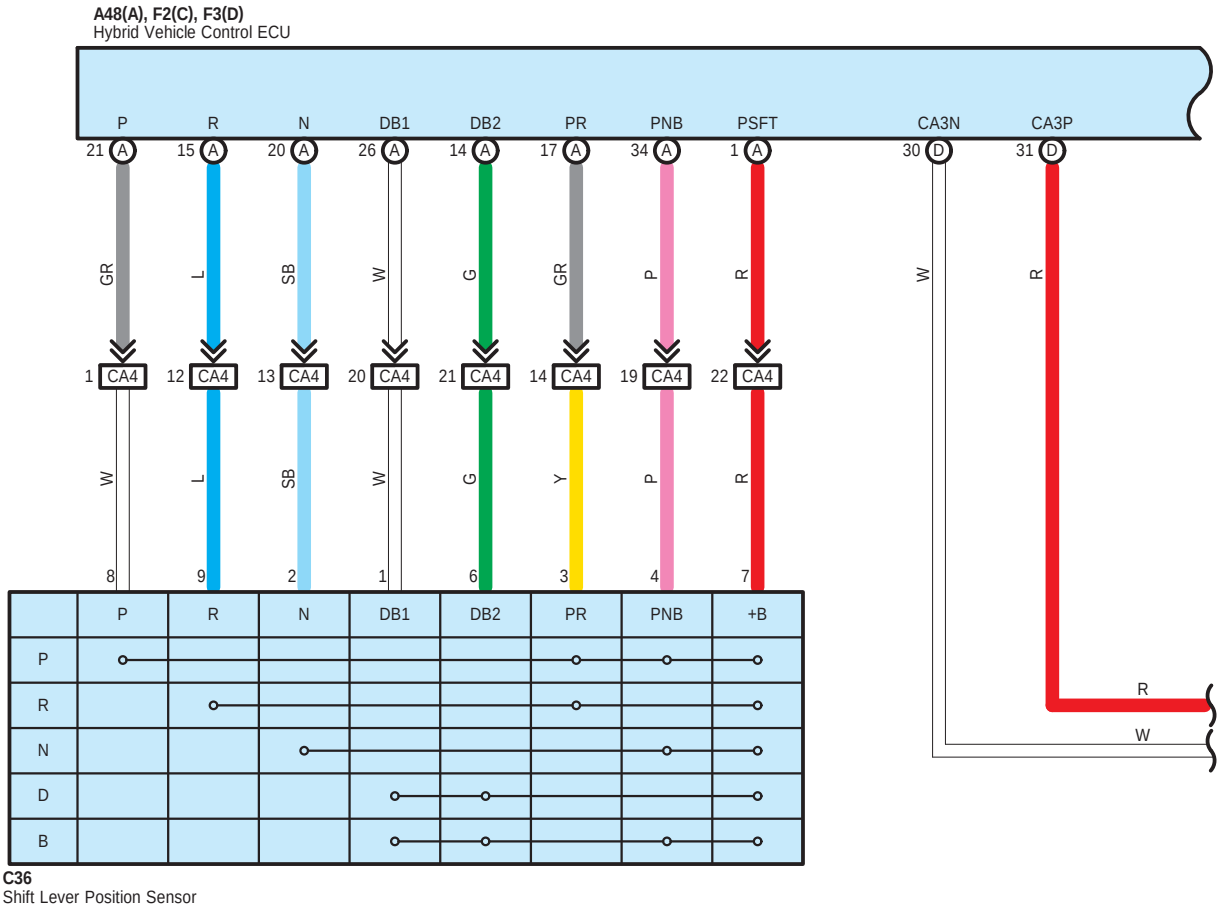
A48(A), F2(C), F3(D)
Hybrid Vehicle Control ECU
P
R
N
DB1
DB2
PR
PNB
PSFT
CA3N
CA3P
21 A
15 A
20 A
26 A
14 A
17 A
34 A
1 A
30 D
31 D
GR
L
SB
W
G
GR
P
R
W
R
1 CA4
12 CA4
13 CA4
20 CA4
21 CA4
14 CA4
19 CA4
22 CA4
W
L
SB
W
G
Y
P
R
8
9
2
1
6
3
4
7
P
R
N
DB1
DB2
PR
PNB
+B
P
R
N
D
B
R
W
C36
Shift Lever Position Sensor

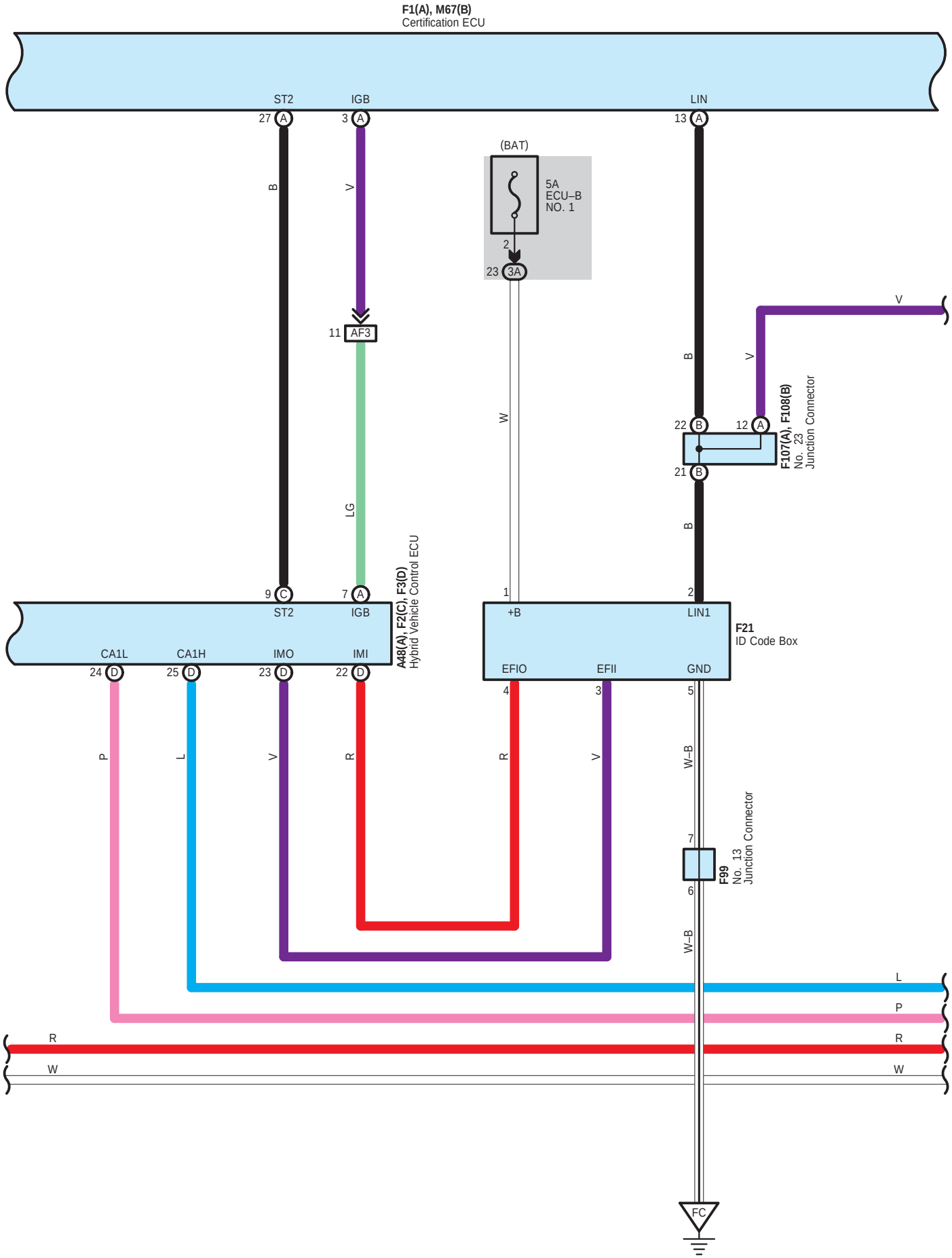
F1(A), M67(B)
Certification ECU
ST2
IGB
LIN
27 A
3 A
13 A
(BAT)
5A
ECU–B
NO. 1
2
23 3A
11 AF3
B
V
W
LG
V
B
V
22 B
12 A
21 B
F107(A), F108(B)
No. 23
Junction Connector
B
9 C
7 A
1
2
ST2
IGB
+B
LIN1
F21
ID Code Box
A48(A), F2(C), F3(D)
Hybrid Vehicle Control ECU
CA1L
CA1H
IMO
IMI
EFIO
EFII
GND
24 D
25 D
23 D
22 D
4
3
5
P
L
V
R
R
V
W–B
7
6
F99
No. 13
Junction Connector
W–B
L
P
R
R
W
W
FC

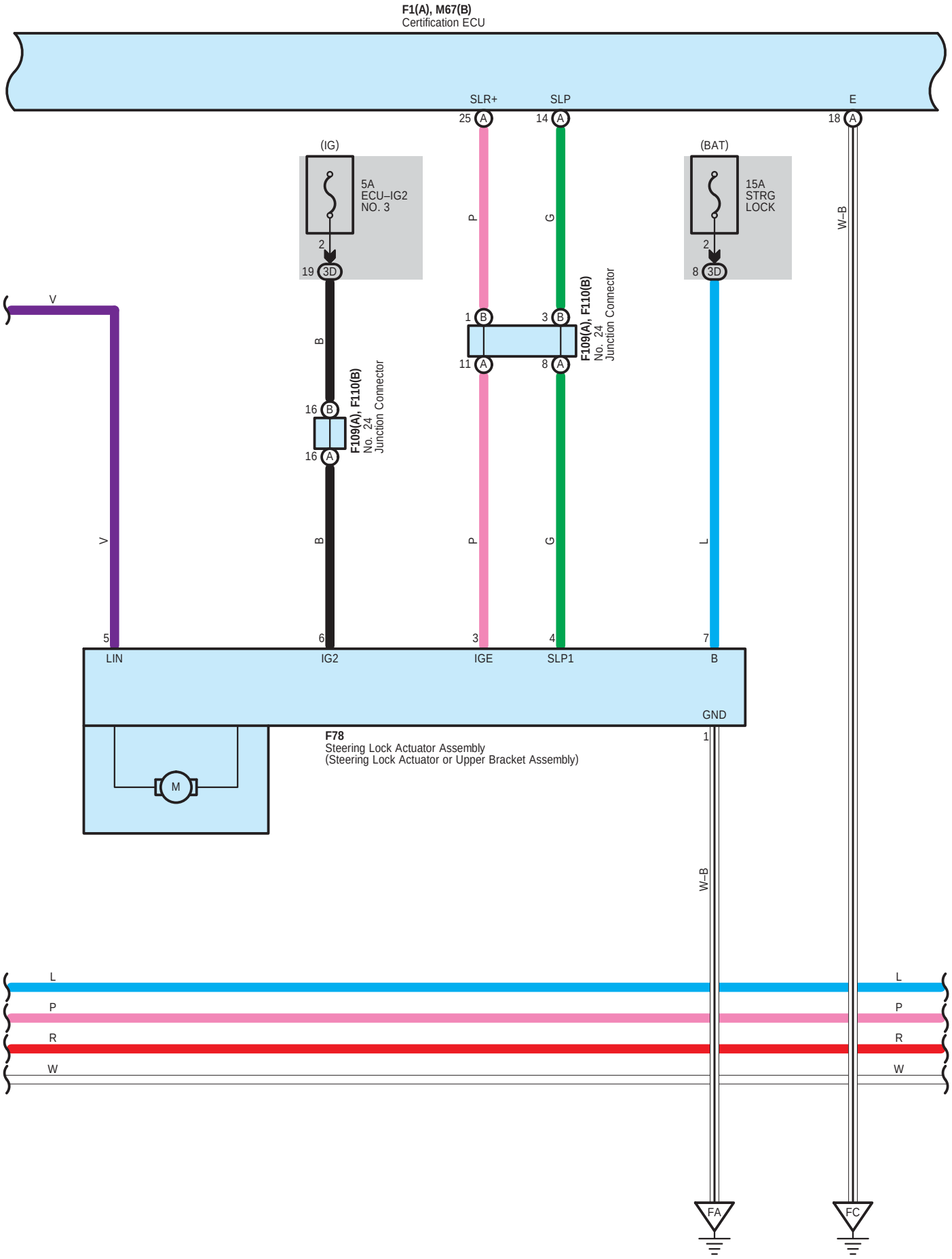
F1(A), M67(B)
Certification ECU
SLR+
SLP
E
25 A
14 A
18 A
(IG)
5A
ECU–IG2
NO. 3
2
19 3D
(BAT)
15A
STRG
LOCK
2
8 3D
P
G
W–B
V
B
1 B
3 B
11 A
8 A
F109(A), F110(B)
No. 24
Junction Connector
16 B
16 A
F109(A), F110(B)
No. 24
Junction Connector
V
B
P
G
L
5
6
3
4
7
LIN
IG2
IGE
SLP1
B
GND
1
F78
Steering Lock Actuator Assembly
(Steering Lock Actuator or Upper Bracket Assembly)
M
W–B
L
P
R
W
L
P
R
W
FA
FC

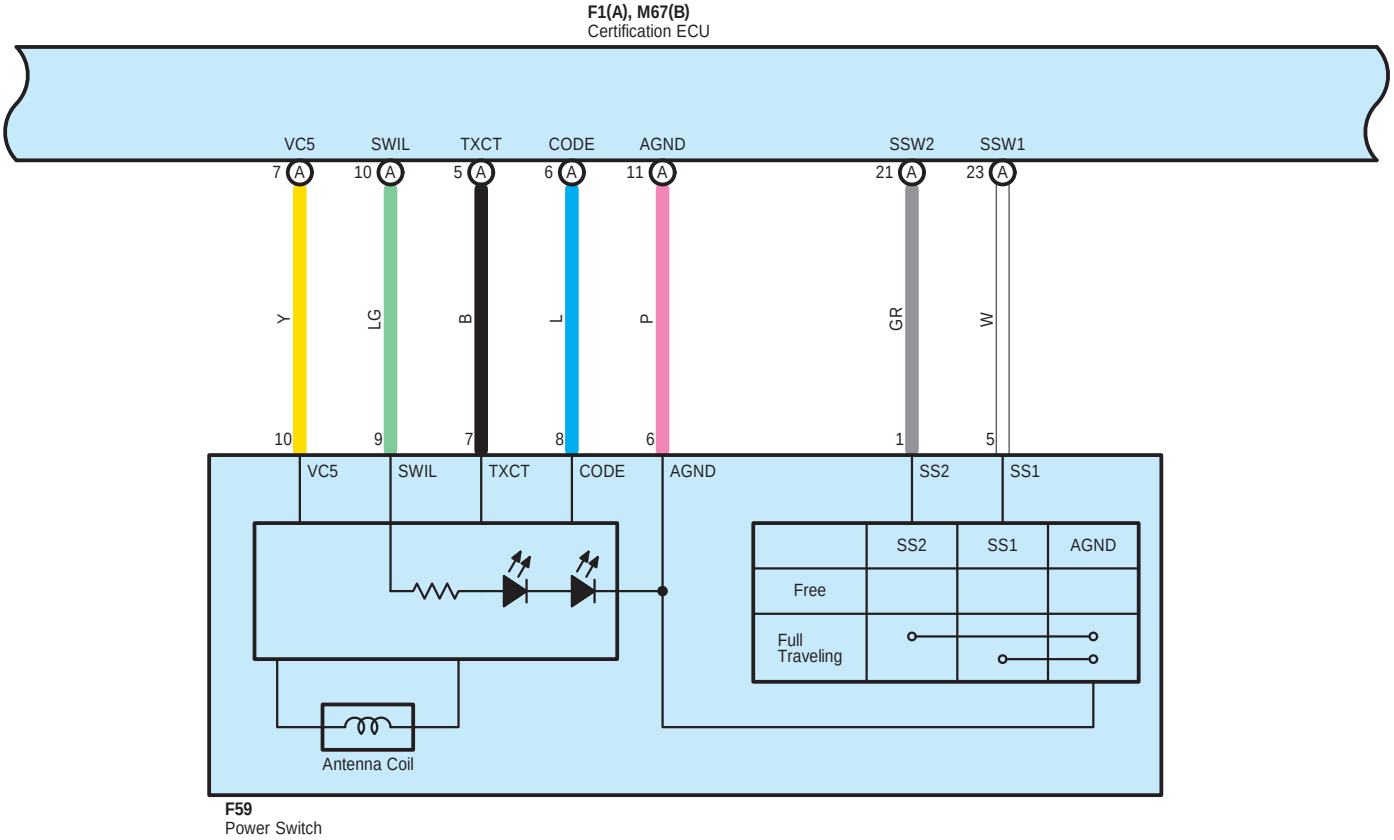
F1(A), M67(B)
Certification ECU
VC5
SWIL
TXCT
CODE
AGND
SSW2
SSW1
7 A
10 A
5 A
6 A
11 A
21 A
23 A
Y
LG
B
L
P
GR
W
10
9
7
8
6
1
5
VC5
SWIL
TXCT
CODE
AGND
SS2
SS1
SS2
SS1
AGND
Free
Full Traveling
Antenna Coil
F59
Power Switch

L
L
P
P
R
R
W
W

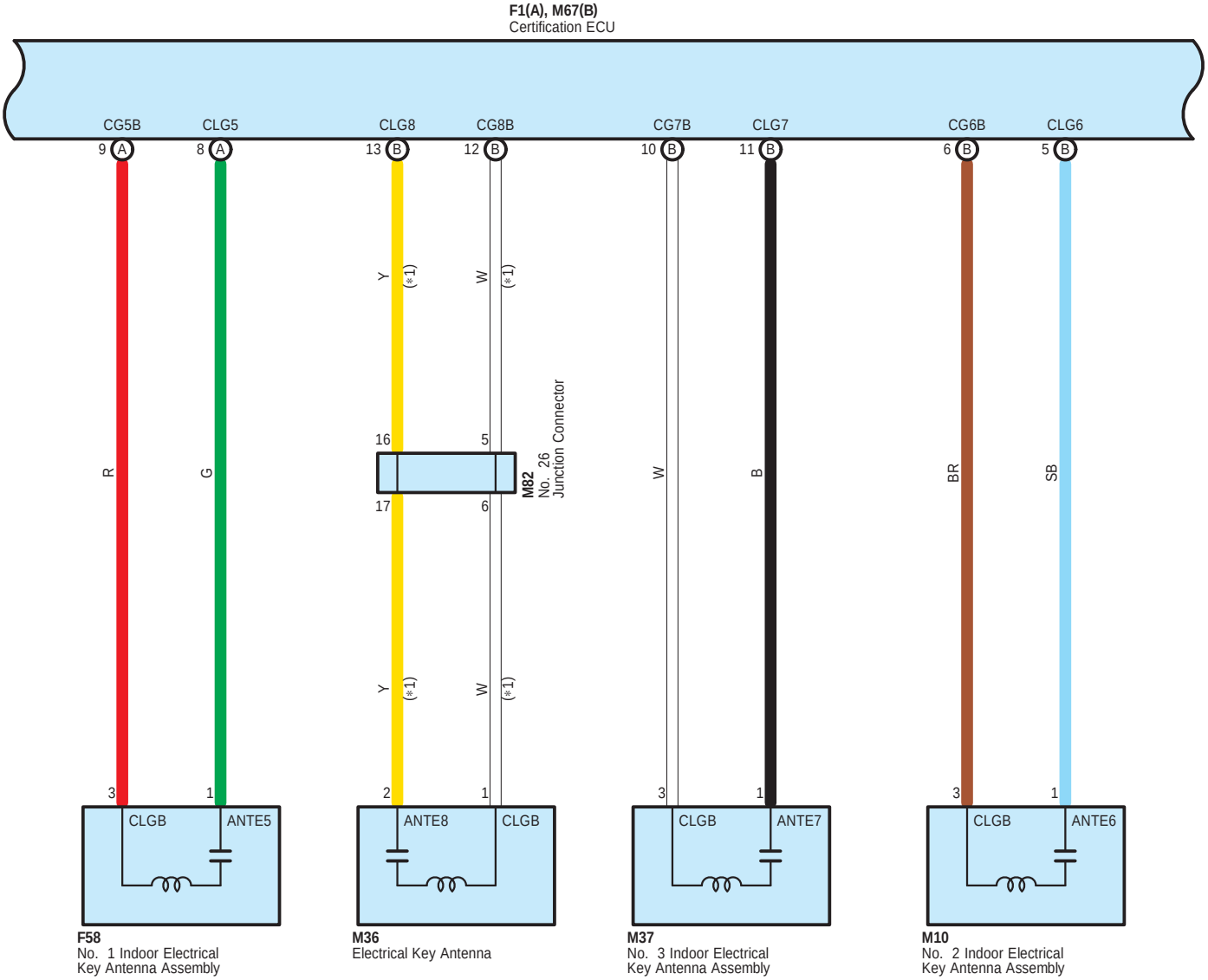
F1(A), M67(B)
Certification ECU
CG5B
CLG5
CLG8
CG8B
CG7B
CLG7
CG6B
CLG6
9 A
8 A
13 B
12 B
10 B
11 B
6 B
5 B
R
G
Y
(*1)
W
(*1)
16
5
17
6
M82
No. 26
Junction Connector
W
B
BR
SB
Y
(*1)
W
(*1)
3
1
2
1
3
1
3
1
CLGB
ANTE5
ANTE8
CLGB
CLGB
ANTE7
CLGB
ANTE6
F58
No. 1 Indoor Electrical
Key Antenna Assembly
M36
Electrical Key Antenna
M37
No. 3 Indoor Electrical
Key Antenna Assembly
M10
No. 2 Indoor Electrical
Key Antenna Assembly

L
L
P
P
R
R
W
W

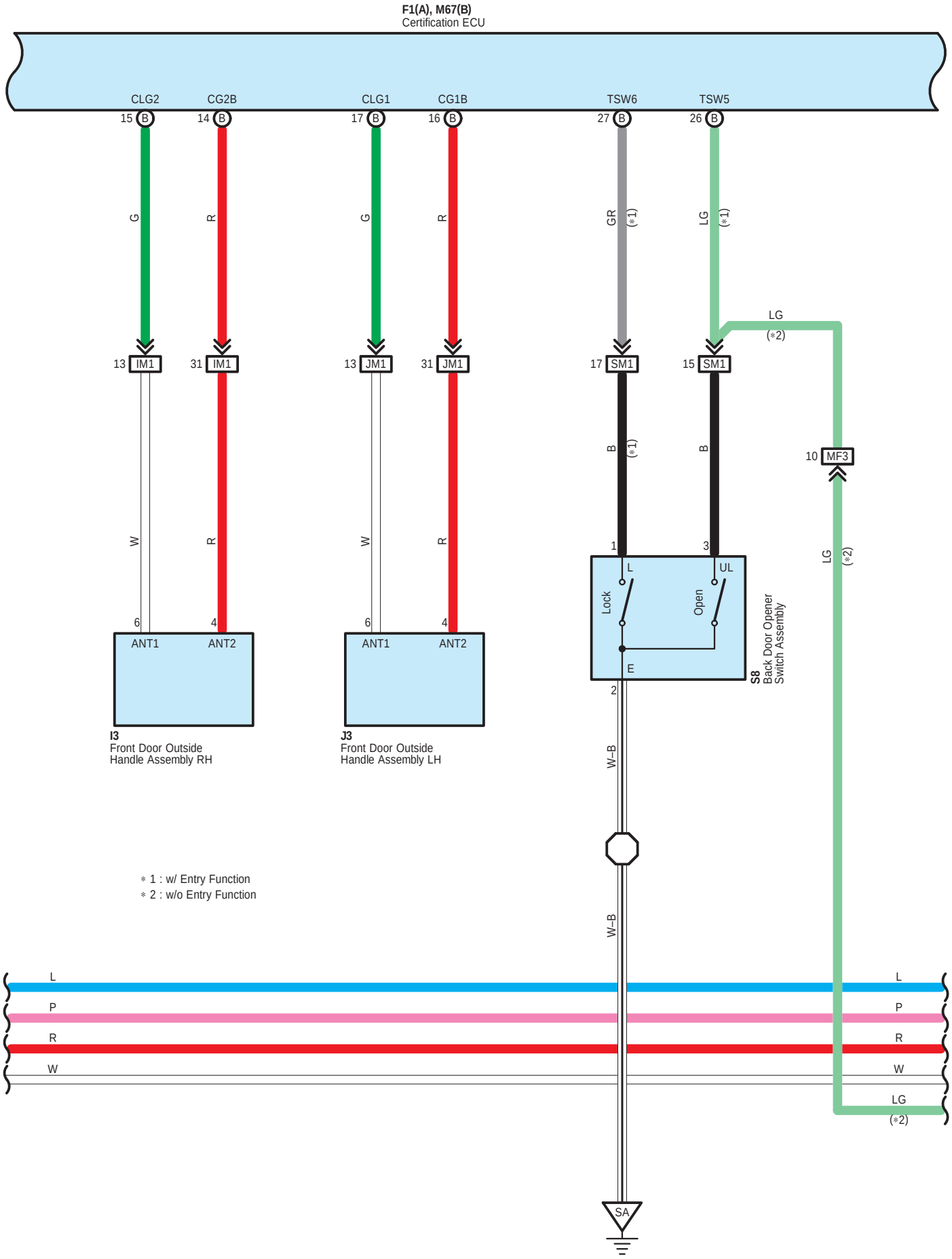
F1(A), M67(B)
Certification ECU
CLG2
CG2B
CLG1
CG1B
TSW6
TSW5
15 B
14 B
17 B
16 B
27 B
26 B
G
R
G
R
GR
(*1)
LG
(*1)
LG
(*2)
13 IM1
31 IM1
13 JM1
31 JM1
17 SM1
15 SM1
B
(*1)
B
10 MF3
W
R
W
R
1
3
L
UL
Lock
Open
E
2
S8
Back Door Opener
Switch Assembly
LG
(*2)
6
4
6
4
ANT1
ANT2
ANT1
ANT2
I3
Front Door Outside
Handle Assembly RH
J3
Front Door Outside
Handle Assembly LH
W–B
W–B
* 1 : w/ Entry Function
* 2 : w/o Entry Function
L
P
R
W
L
P
R
W
LG
(*2)
SA

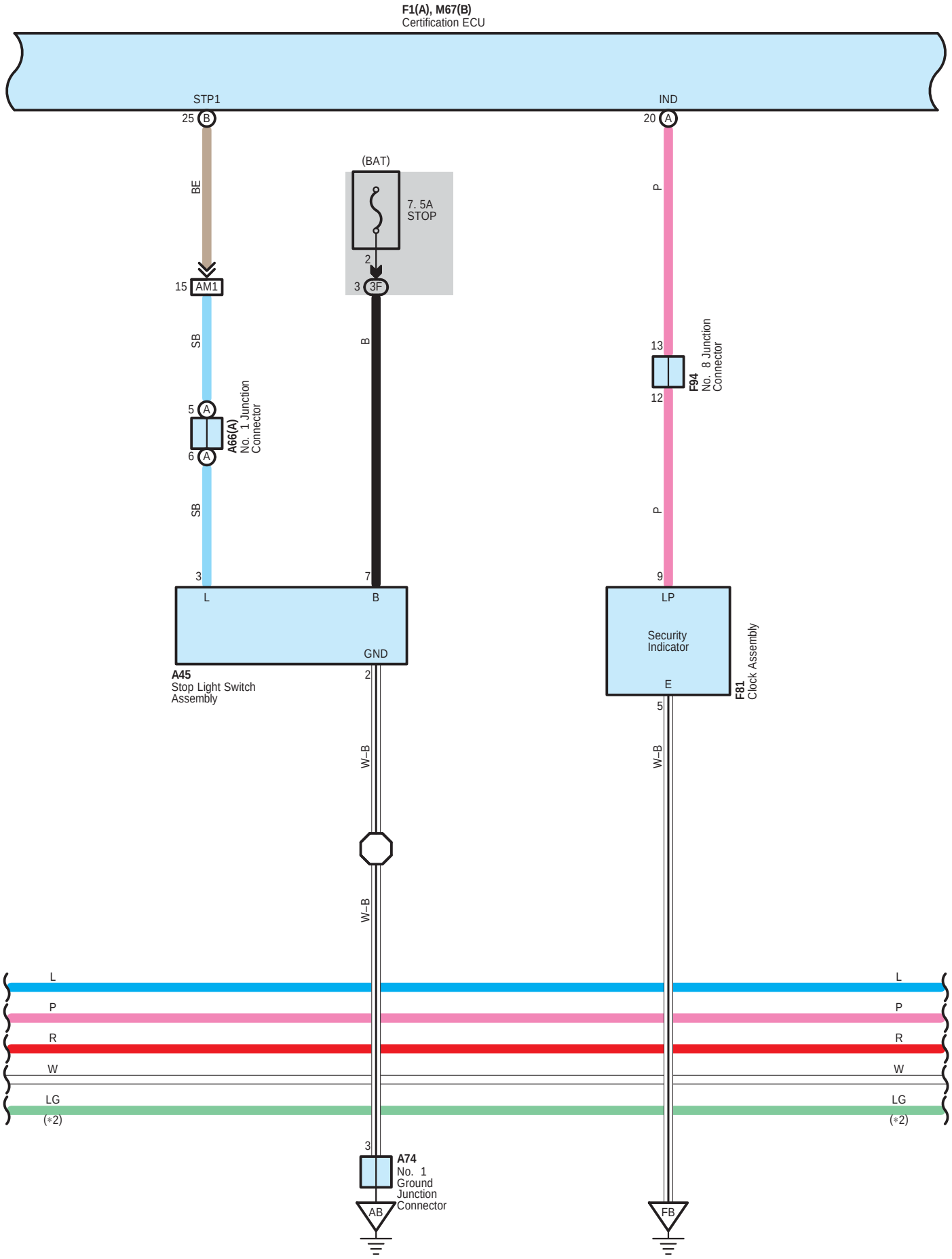
F1(A), M67(B)
Certification ECU
STP1
IND
25 B
20 A
BE
P
(BAT)
7. 5A
STOP
2
3 3F
15 AM1
SB
B
13
F94
No. 8 Junction
Connector
12
5 A
A66(A)
No. 1 Junction
Connector
6 A
SB
P
3
7
9
L
B
LP
GND
Security
Indicator
A45
Stop Light Switch
Assembly
2
E
F81
Clock Assembly
5
W–B
W–B
W–B
L
P
R
W
LG
(*2)
3
A74
No. 1
Ground
Junction
Connector
AB
FB

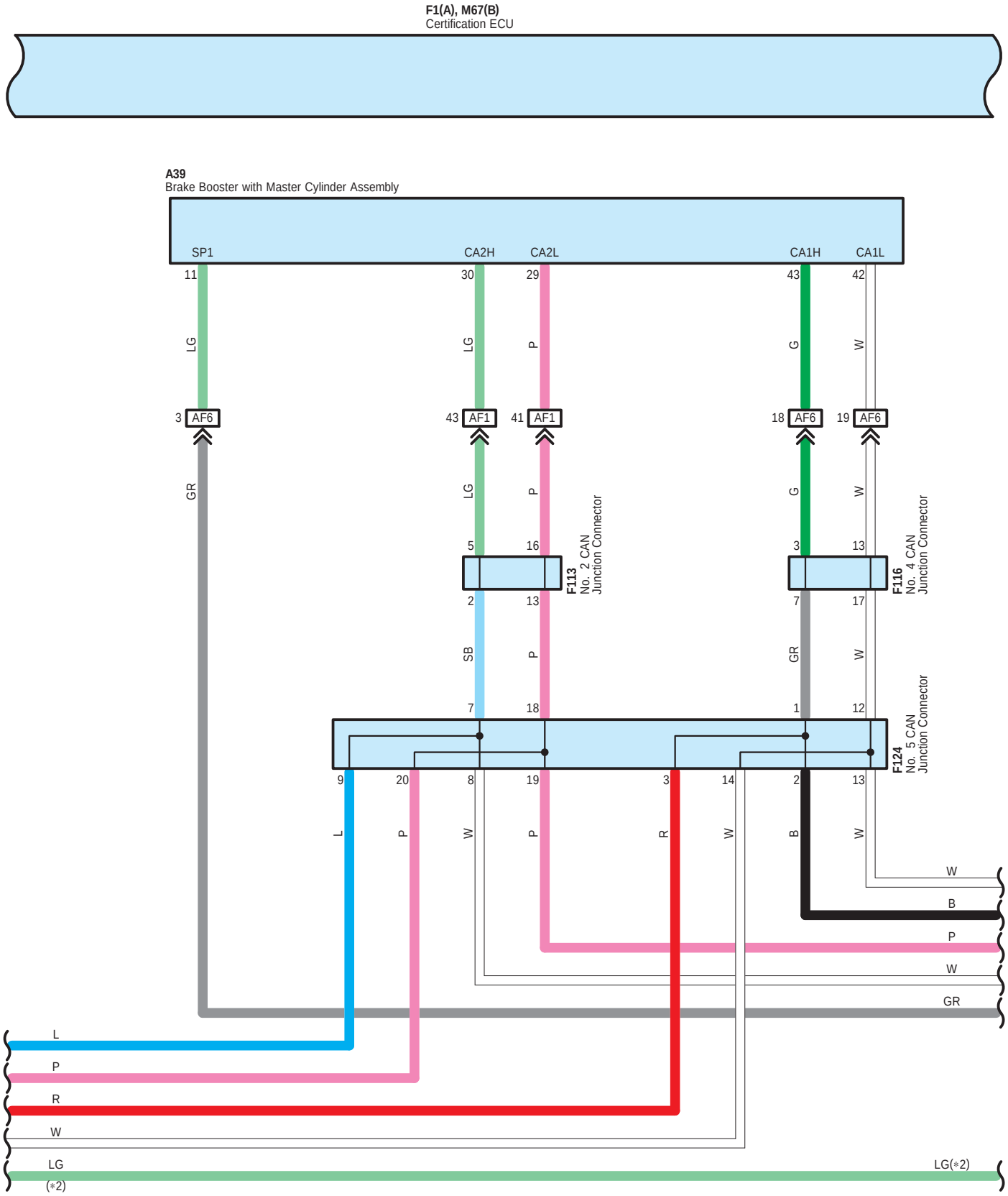

* 2 : w/o Entry Function

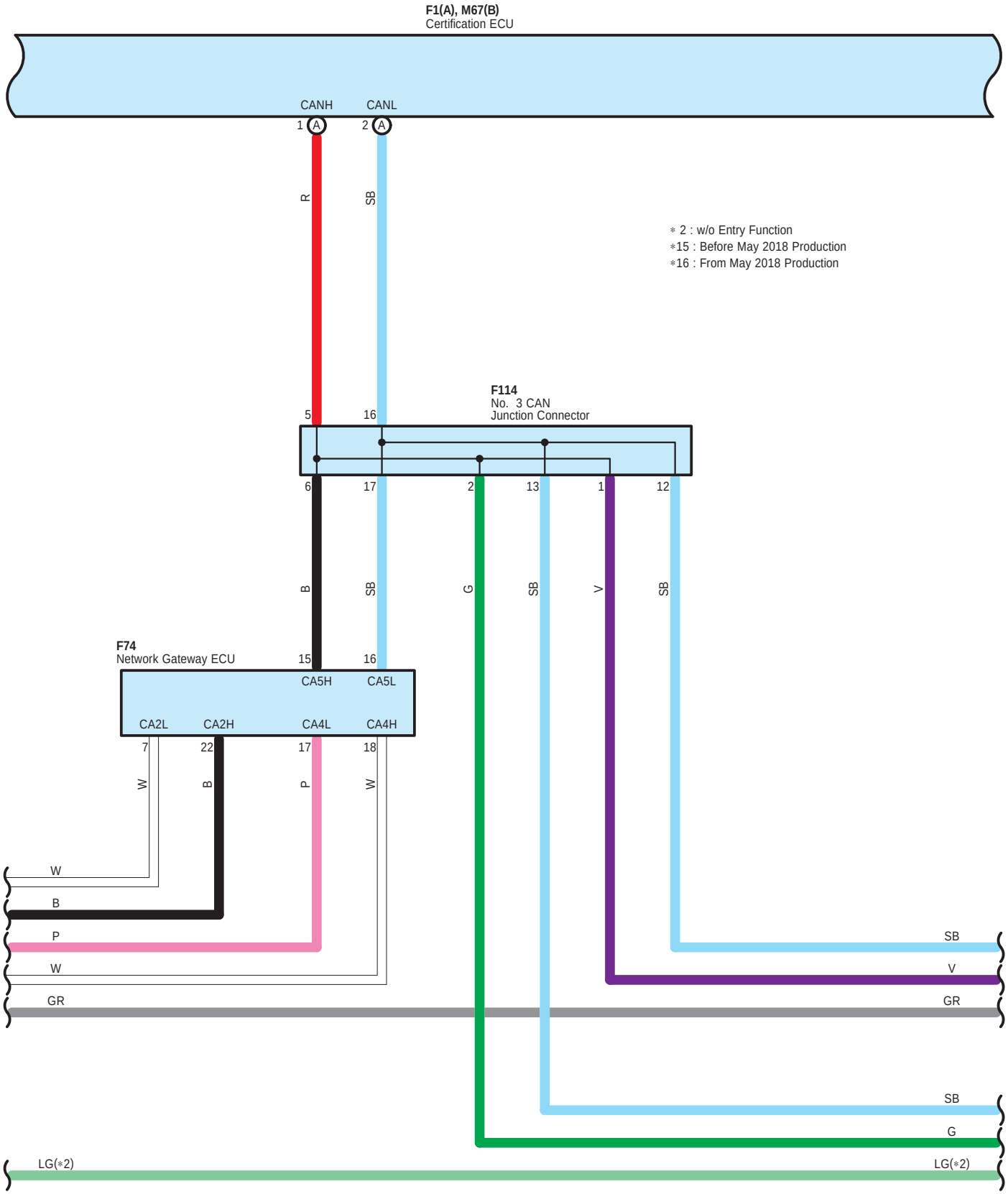
F1(A), M67(B)
Certification ECU
CANH
CANL
1 A
2 A
R
SB
∗ 2 : w/o Entry Function
∗15 : Before May 2018 Production
∗16 : From May 2018 Production
F114
No. 3 CAN
Junction Connector
5
16
6
17
2
13
1
12
B
SB
G
SB
V
SB
F74
Network Gateway ECU
15
16
CA5H
CA5L
CA2L
CA2H
CA4L
CA4H
7
22
17
18
W
B
P
W
W
B
P
W
GR
SB
V
GR
SB
G
LG(∗2)
LG(∗2)

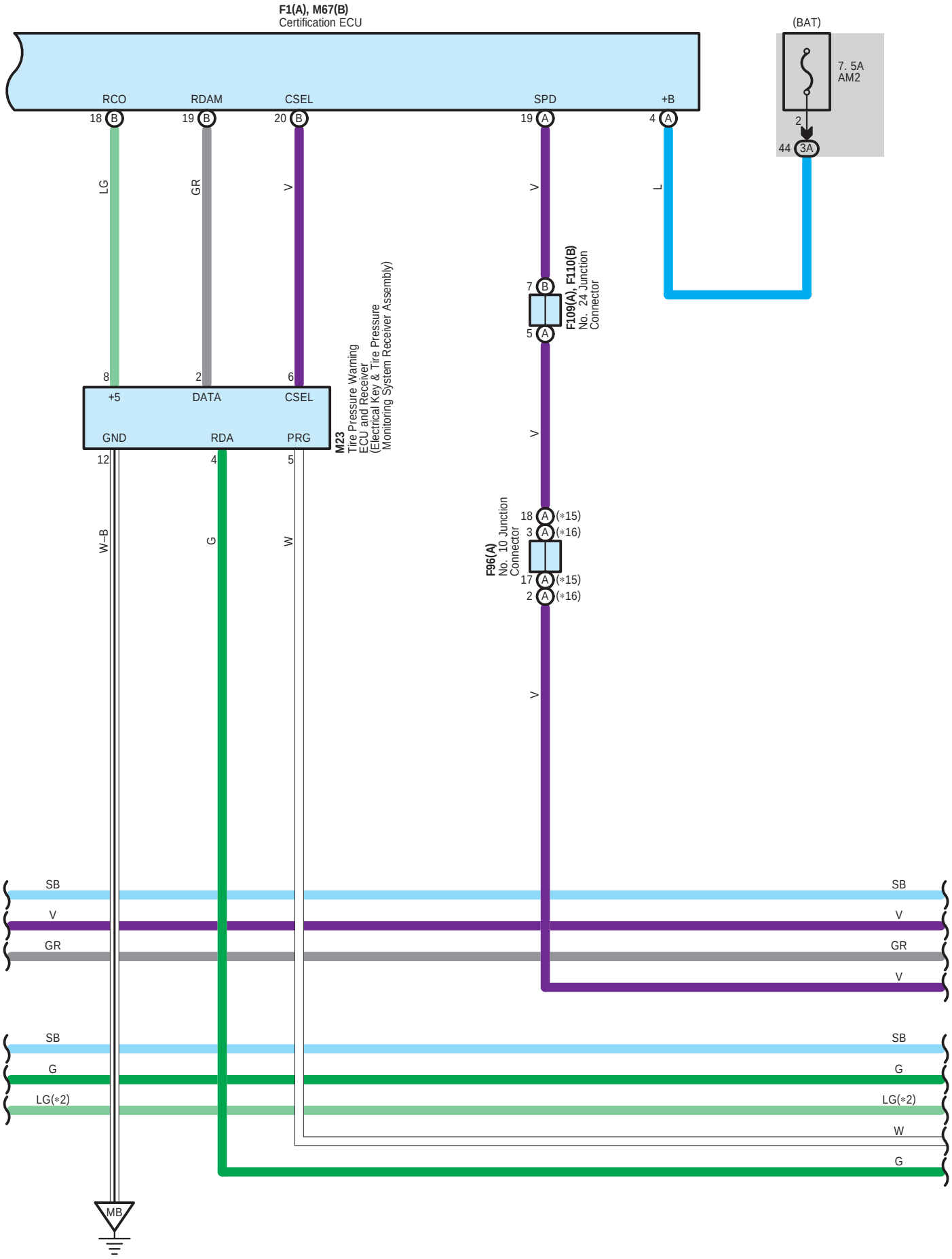
F1(A), M67(B)
Certification ECU
RCO
RDAM
CSEL
SPD
+B
18 B
19 B
20 B
19 A
4 A
(BAT)
7. 5A
AM2
2
44 3A
LG
GR
V
V
L
7 B
5 A
F109(A), F110(B)
No. 24 Junction
Connector
8
2
6
+5
DATA
CSEL
GND
RDA
PRG
12
4
5
M23
Tire Pressure Warning
ECU and Receiver
(Electrical Key & Tire Pressure
Monitoring System Receiver Assembly)
V
18 A (*15)
3 A (*16)
F96(A)
No. 10 Junction
Connector
17 A (*15)
2 A (*16)
W–B
G
W
V
SB
V
GR
SB
V
GR
V
SB
G
LG(*2)
SB
G
LG(*2)
W
G
MB

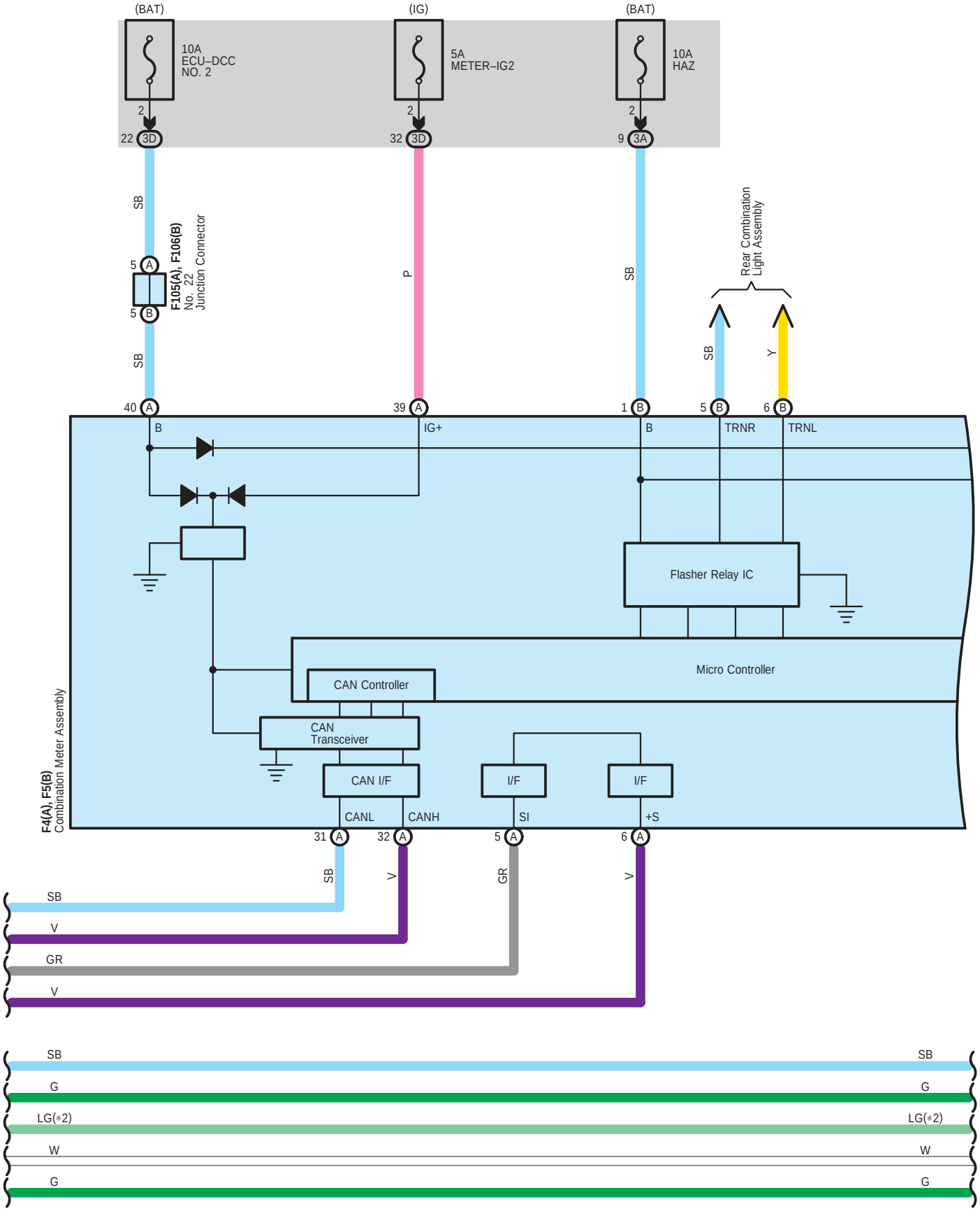
(BAT)
10A
ECU–DCC
NO. 2
(IG)
5A
METER–IG2
(BAT)
10A
HAZ
22 3D
32 3D
9 3A
SB
P
SB
F105(A), F106(B)
No. 22
Junction Connector
Rear Combination
Light Assembly
SB
Y
40 A
39 A
1 B
5 B
6 B
B
IG+
B
TRNR
TRNL
Flasher Relay IC
Micro Controller
CAN Controller
CAN
Transceiver
CAN I/F
I/F
I/F
CANL
CANH
SI
+S
F4(A), F5(B)
Combination Meter Assembly
31 A
32 A
5 A
6 A
SB
V
GR
V
SB
V
GR
V
SB
G
LG(*2)
W
G
SB
G
LG(*2)
W
G

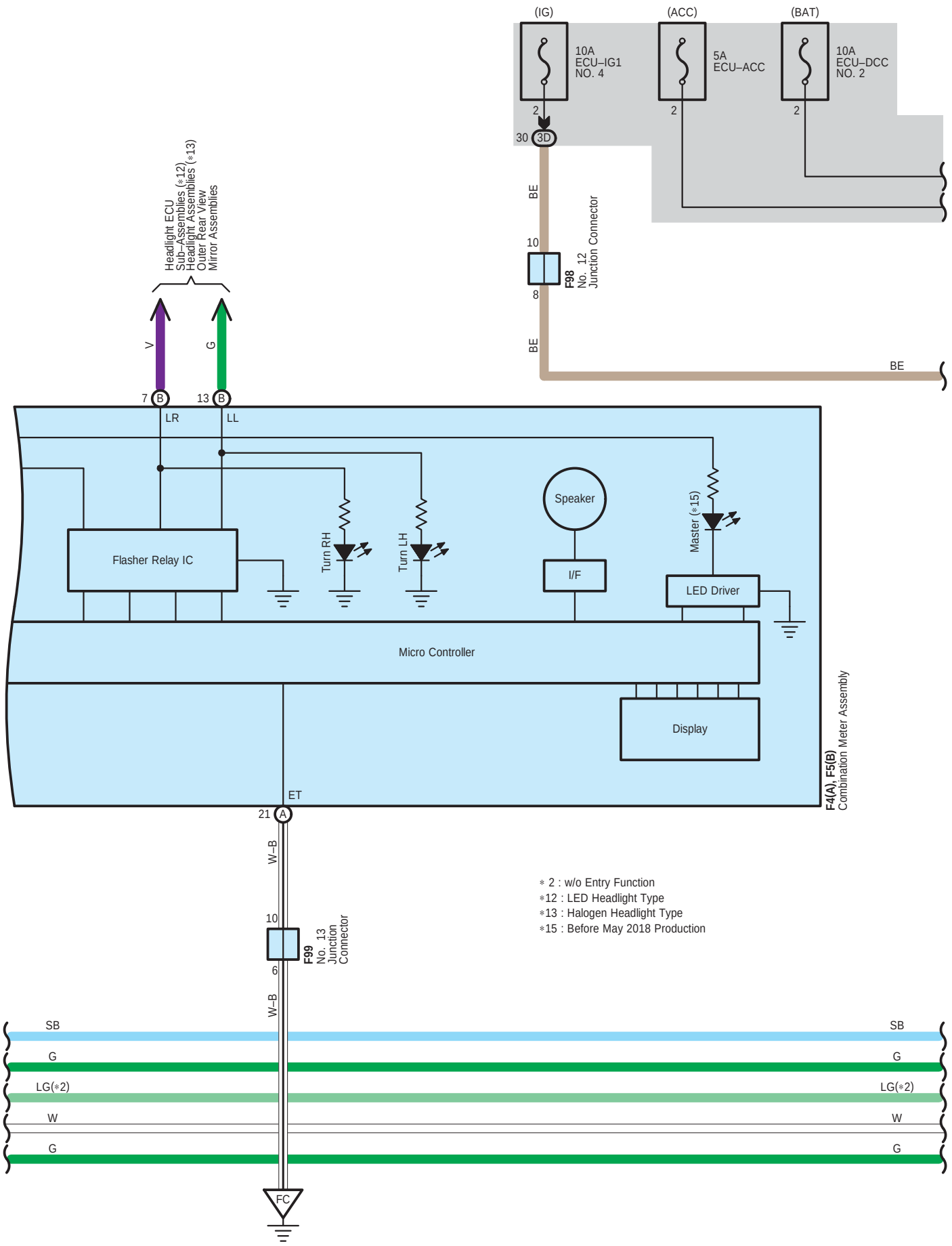
(IG)
(ACC)
(BAT)
10A
ECU–IG1
NO. 4
5A
ECU–ACC
10A
ECU–DCC
NO. 2
2
2
2
30 3D
BE
10
F98
No. 12
Junction Connector
8
BE
BE
Headlight ECU
Sub–Assemblies (*12)
Headlight Assemblies (*13)
Outer Rear View
Mirror Assemblies
V
G
7 B
13 B
LR
LL
Flasher Relay IC
Turn RH
Turn LH
Speaker
I/F
Master (*15)
LED Driver
Micro Controller
Display
F4(A), F5(B)
Combination Meter Assembly
ET
21 A
W–B
10
F99
No. 13
Junction
Connector
6
W–B
SB
G
LG(*2)
W
G
SB
G
LG(*2)
W
G
FC
* 2 : w/o Entry Function
*12 : LED Headlight Type
*13 : Halogen Headlight Type
*15 : Before May 2018 Production

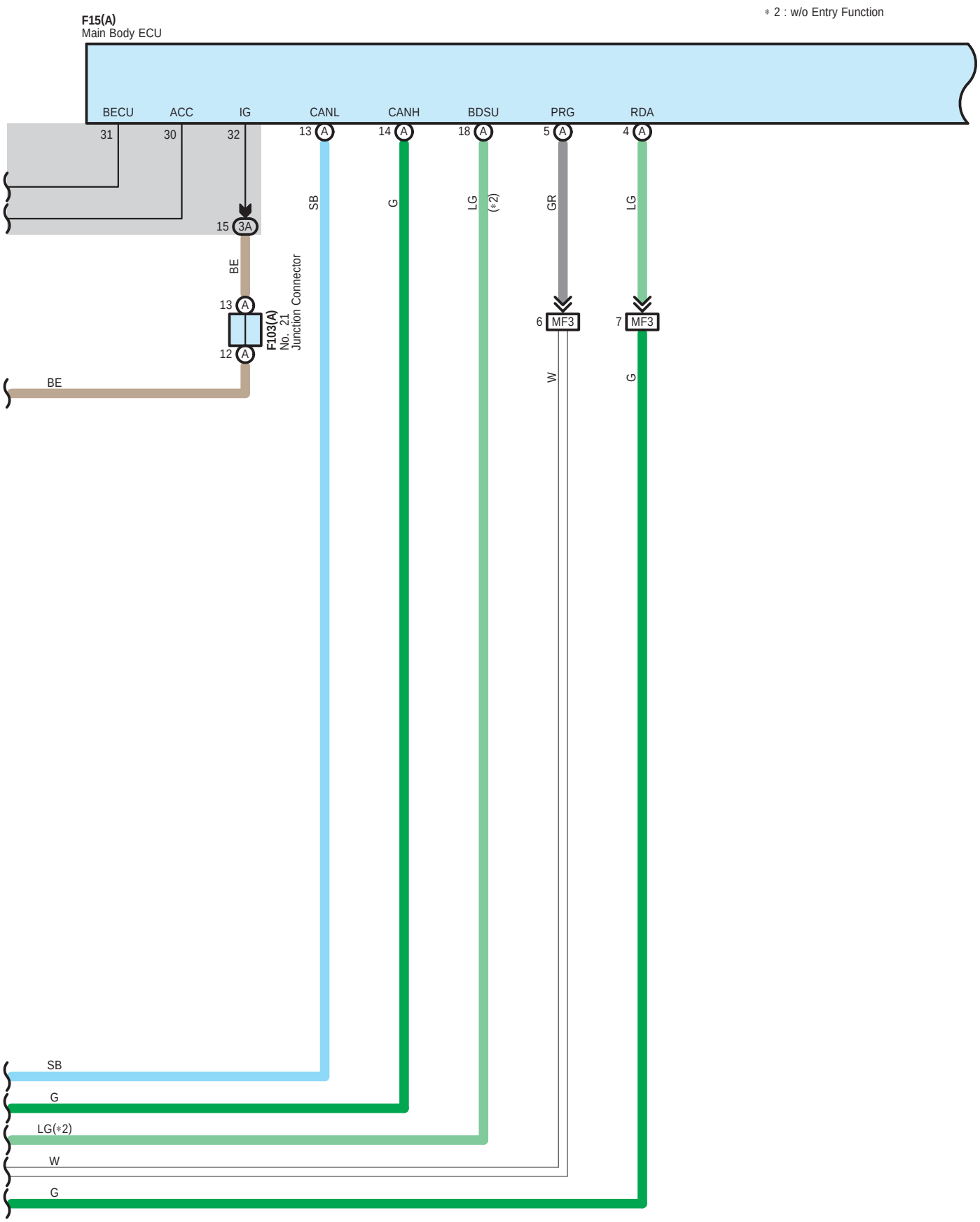
＊2 : w/o Entry Function
F15(A)
Main Body ECU
BECU
ACC
IG
CANL
CANH
BDSU
PRG
RDA
31
30
32
13 A
14 A
18 A
5 A
4 A
15 3A
SB
G
LG
(＊2)
GR
LG
BE
13 A
12 A
F103(A)
No. 21
Junction Connector
6 MF3
7 MF3
W
G
BE
SB
G
LG(＊2)
W
G

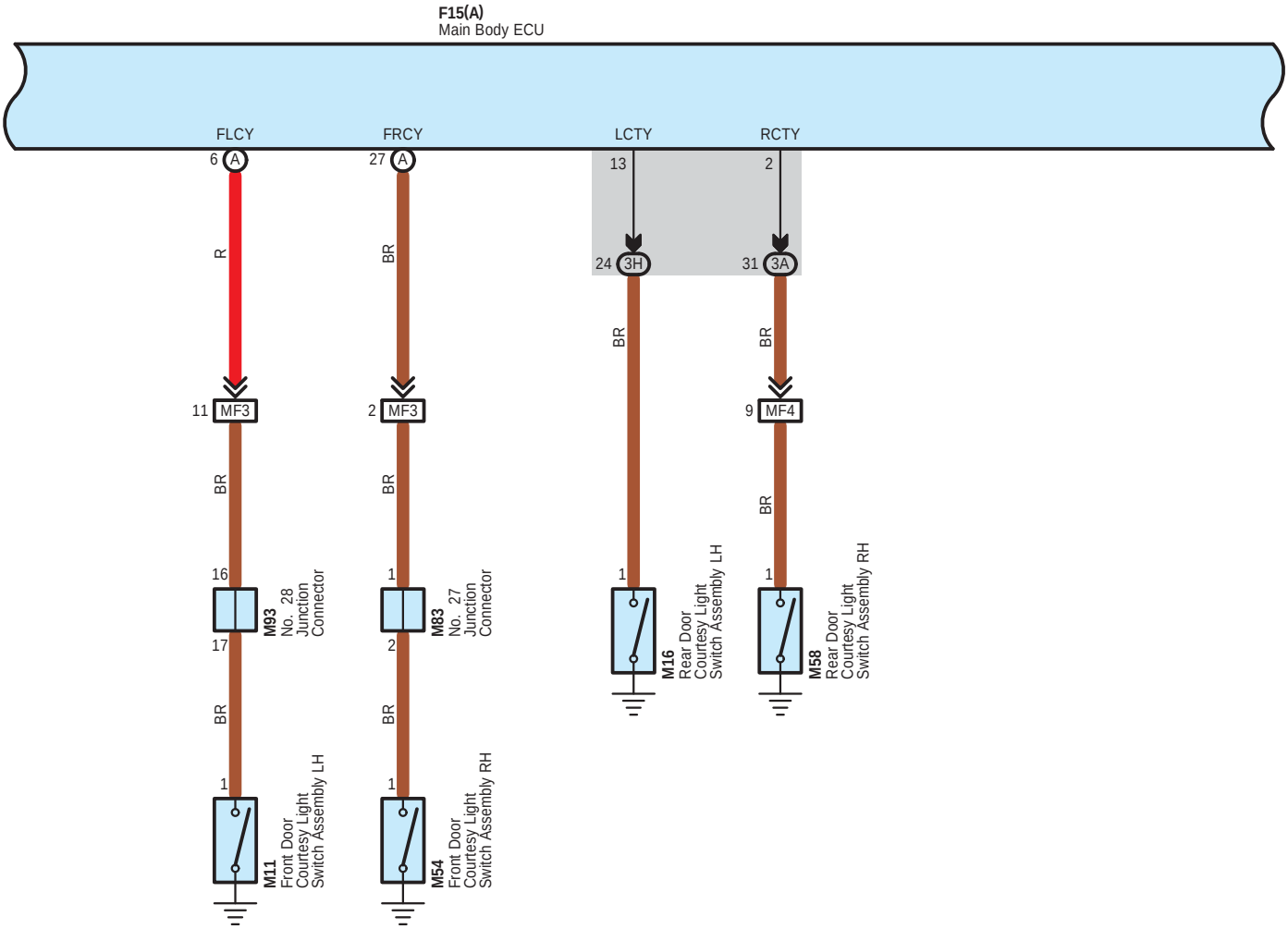
F15(A)
Main Body ECU
FLCY
FRCY
LCTY
RCTY
6 A
27 A
13
2
24 3H
31 3A
R
BR
BR
BR
11 MF3
2 MF3
9 MF4
BR
BR
BR
16
17
M93
No. 28
Junction
Connector
1
2
M83
No. 27
Junction
Connector
1
M16
Rear Door
Courtesy Light
Switch Assembly LH
1
M58
Rear Door
Courtesy Light
Switch Assembly RH
BR
BR
1
M11
Front Door
Courtesy Light
Switch Assembly LH
1
M54
Front Door
Courtesy Light
Switch Assembly RH

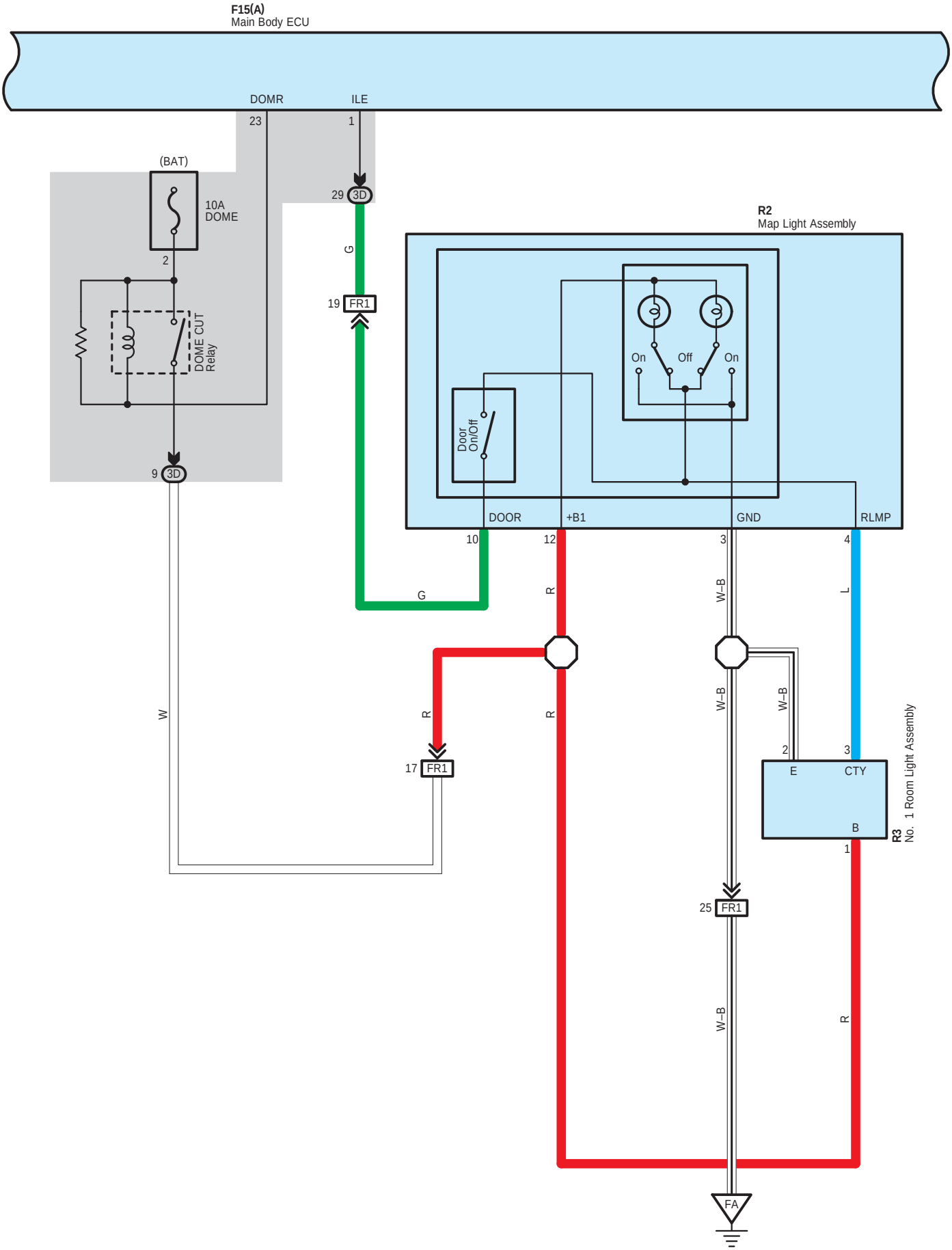
F15(A)
Main Body ECU
DOMR
ILE
23
1
(BAT)
10A
DOME
2
29
3D
G
19
FR1
DOME CUT
Relay
9
3D
R2
Map Light Assembly
On
Off
On
Door
On/Off
DOOR
+B1
GND
RLMP
10
12
3
4
G
R
W–B
L
W
R
R
W–B
W–B
17
FR1
2
3
E
CTY
B
1
R3
No. 1 Room Light Assembly
25
FR1
W–B
R
FA

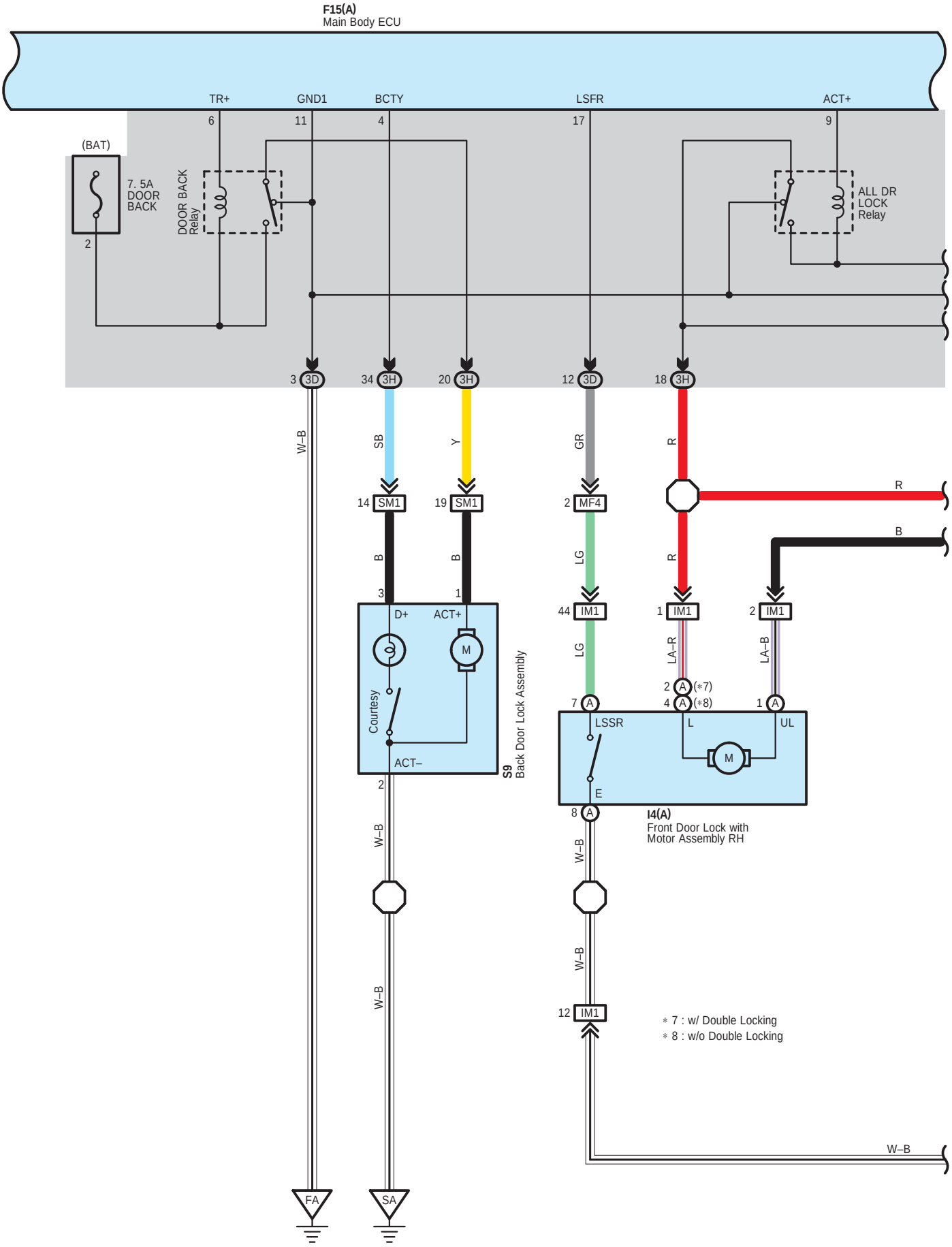
F15(A)
Main Body ECU
TR+
GND1
BCTY
LSFR
ACT+
6
11
4
17
9
(BAT)
7. 5A
DOOR
BACK
2
DOOR BACK
Relay
ALL DR
LOCK
Relay
3 3D
34 3H
20 3H
12 3D
18 3H
W–B
SB
Y
GR
R
14 SM1
19 SM1
2 MF4
R
B
B
B
LG
R
3
1
44 IM1
1 IM1
2 IM1
D+
ACT+
M
Courtesy
ACT–
S9
Back Door Lock Assembly
LG
LA–R
LA–B
2 A (∗7)
4 A (∗8)
7 A
1 A
LSSR
L
UL
M
E
8 A
I4(A)
Front Door Lock with
Motor Assembly RH
2
W–B
W–B
W–B
W–B
12 IM1
∗ 7 : w/ Double Locking
∗ 8 : w/o Double Locking
W–B
FA
SA

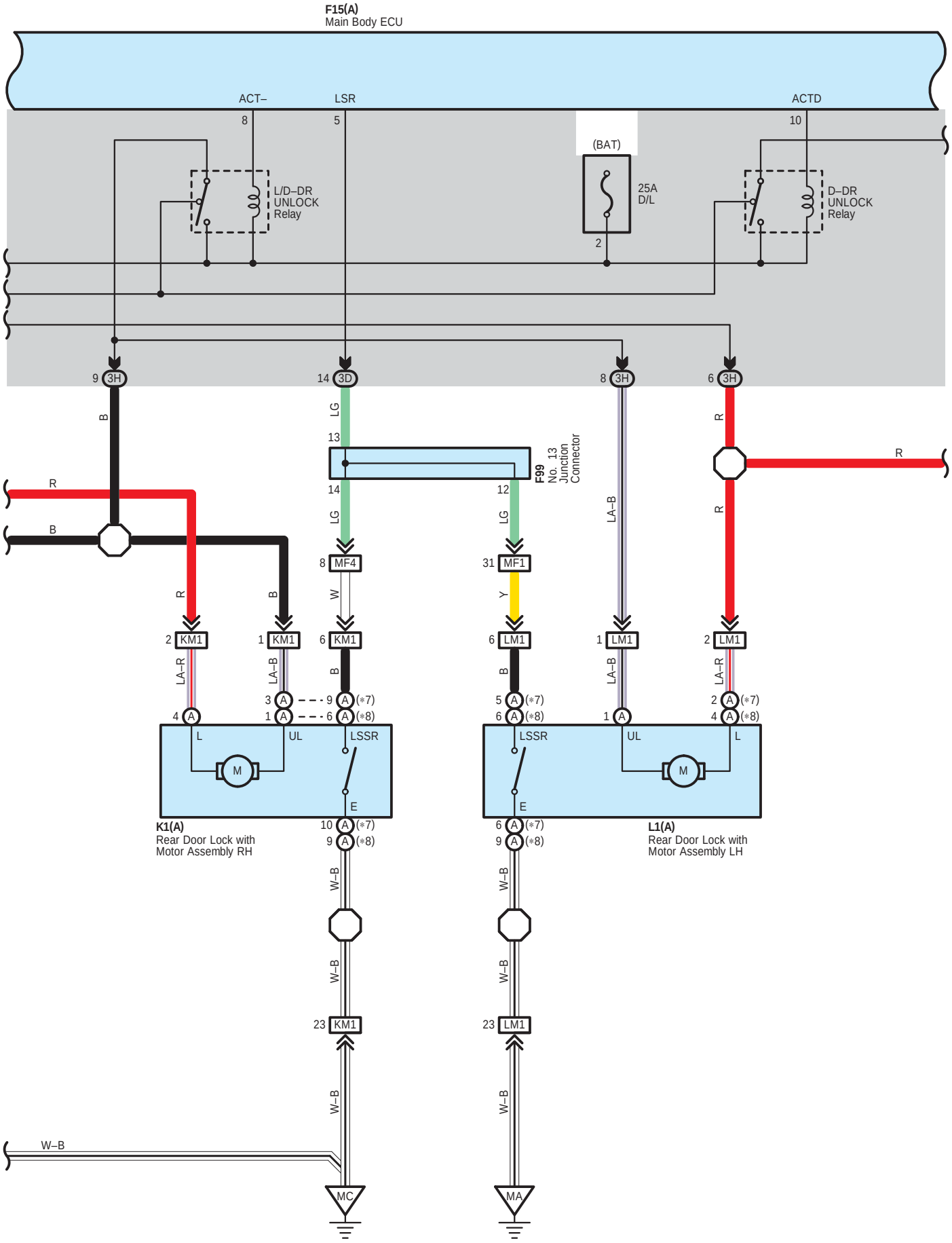
F15(A)
Main Body ECU
ACT–
LSR
ACTD
8
5
10
(BAT)
L/D–DR
UNLOCK
Relay
25A
D/L
2
D–DR
UNLOCK
Relay
9 3H
14 3D
8 3H
6 3H
B
LG
13
R
F99
No. 13
Junction
Connector
14
12
LA–B
8 MF4
31 MF1
W
Y
2 KM1
1 KM1
6 KM1
6 LM1
1 LM1
2 LM1
LA–R
3 A
9 A (*7)
1 A
6 A (*8)
5 A (*7)
6 A (*8)
1 A
2 A (*7)
4 A (*8)
4 A
L
UL
LSSR
M
E
K1(A)
Rear Door Lock with
Motor Assembly RH
10 A (*7)
9 A (*8)
6 A (*7)
9 A (*8)
L1(A)
Rear Door Lock with
Motor Assembly LH
W–B
23 KM1
23 LM1
MC
MA

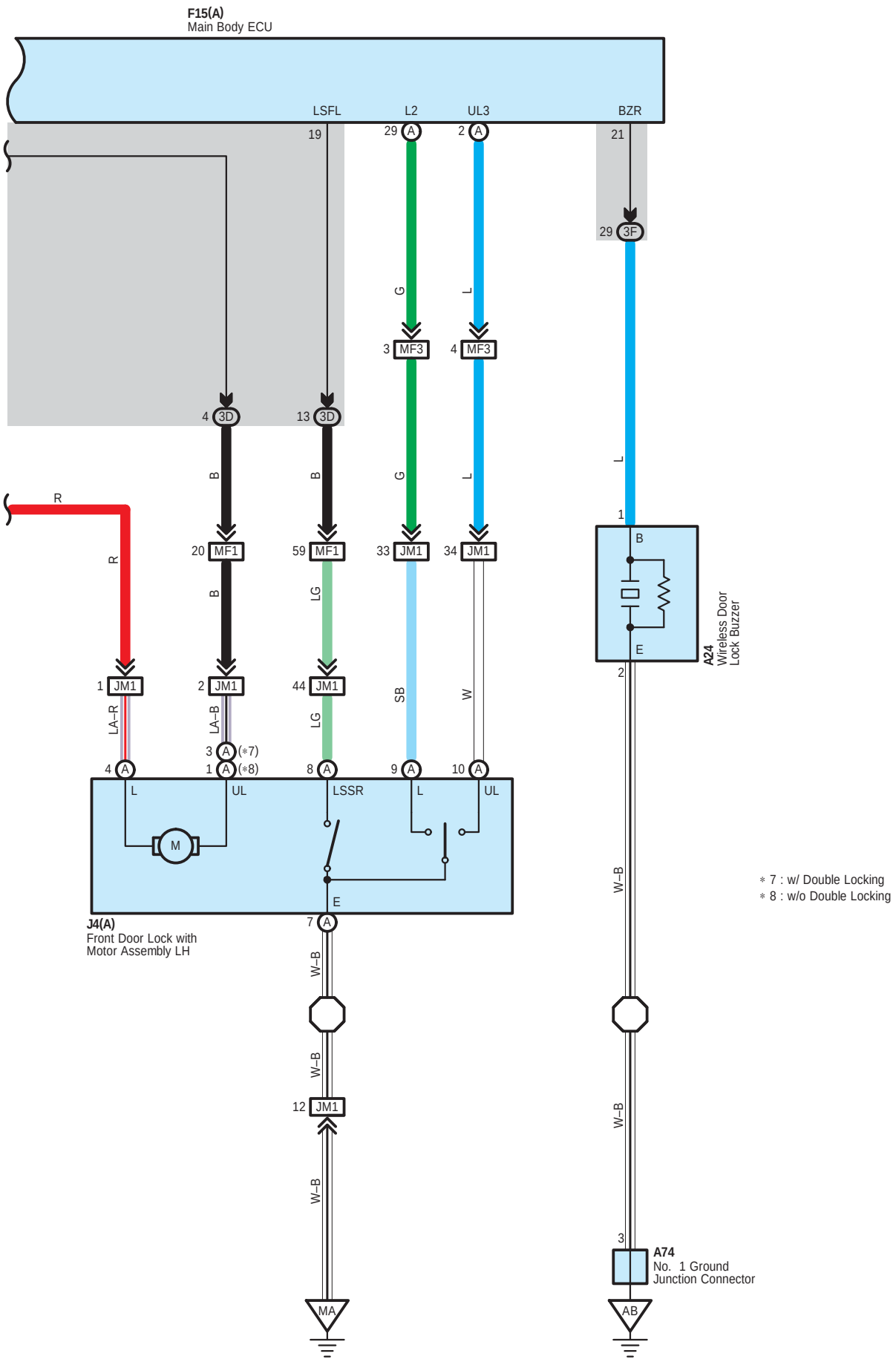
F15(A)
Main Body ECU
LSFL
L2
UL3
BZR
19
29 A
2 A
21
29 3F
G
L
3 MF3
4 MF3
4 3D
13 3D
B
B
G
L
L
R
R
20 MF1
59 MF1
33 JM1
34 JM1
1
B
E
A24
Wireless Door
Lock Buzzer
2
B
LG
1 JM1
2 JM1
44 JM1
SB
W
LA–R
LA–B
LG
3 A (*7)
1 A (*8)
4 A
8 A
9 A
10 A
L
UL
LSSR
L
UL
M
E
J4(A)
Front Door Lock with
Motor Assembly LH
7 A
W–B
W–B
W–B
W–B
W–B
12 JM1
W–B
3
A74
No. 1 Ground
Junction Connector
MA
AB
* 7 : w/ Double Locking
* 8 : w/o Double Locking

A24
Gray

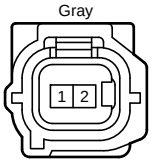

90980-12572

A39
Black

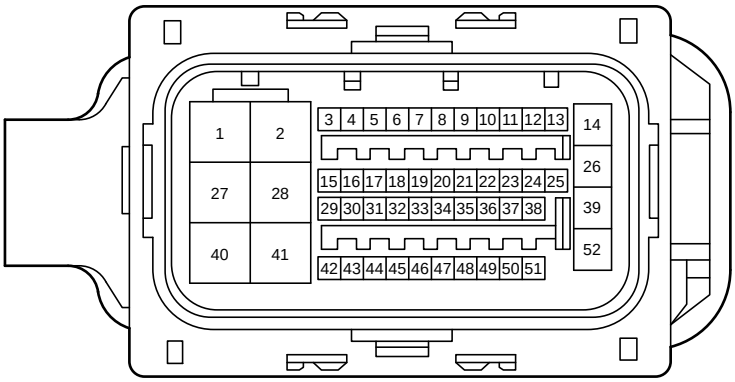

90980-12B87

A45
Black

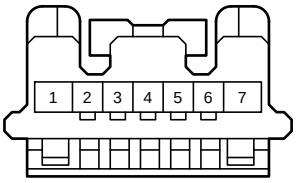

90980-12092

A48
Gray

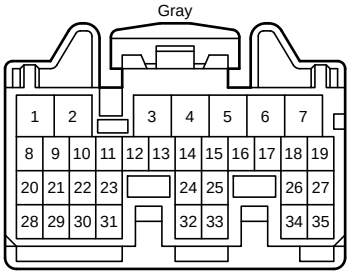

90980-12428

A66
Black

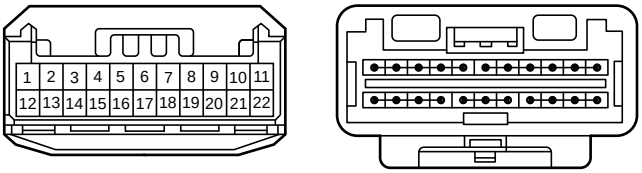

90980-12B54

A74
Black

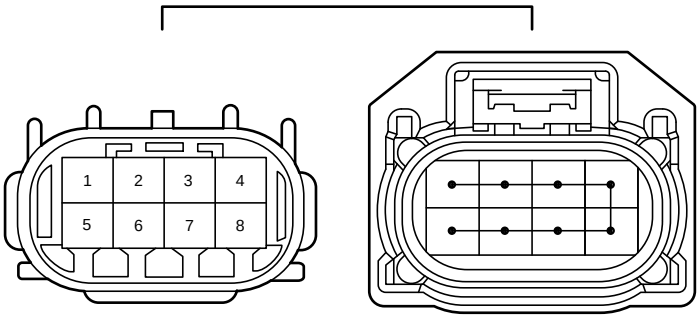

90980-12B56

C36
Black

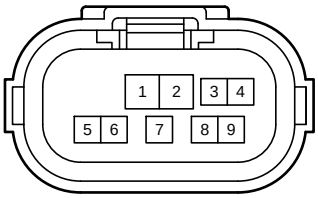

90980-12362

F1
White

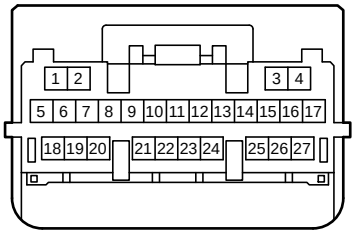

90980-12B78

F2
Gray

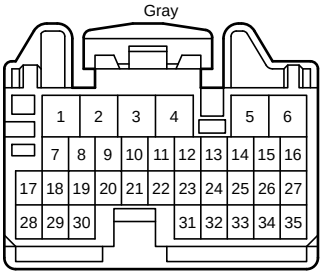

90980-12429

F3
Gray

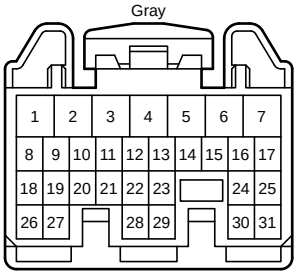

90980-12431

F4
Black

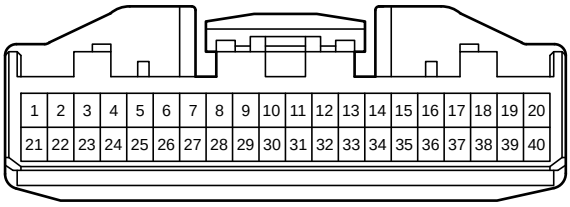

90980-12557

F5
Black

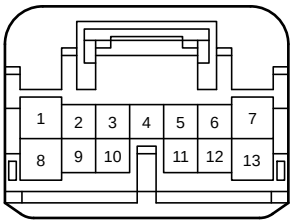

90980-12767

F15
White

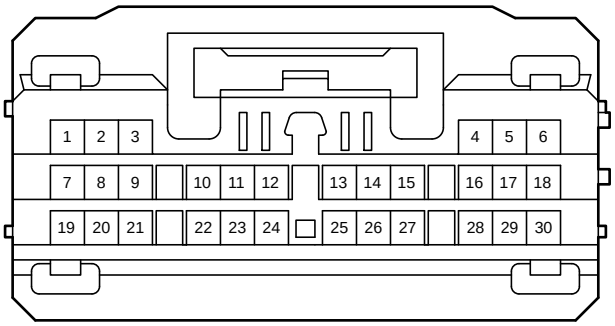

90980-12909

F19
White

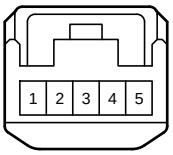

90980-12366

F21
White

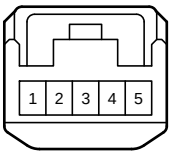

90980-12366

F58
White

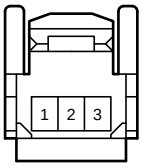

90980-12795

F59
Black

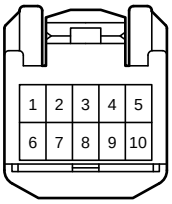

90980-12361

F74
Black

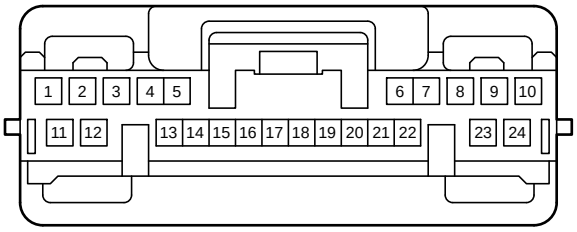

90980-12912

F78
Black

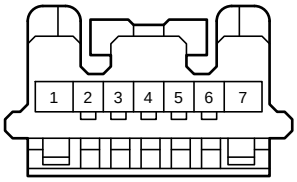

90980-12092

F81
White



90980-12553

F94
Black

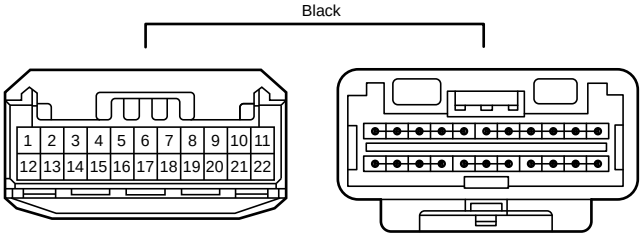

90980-12B54

F96
Black

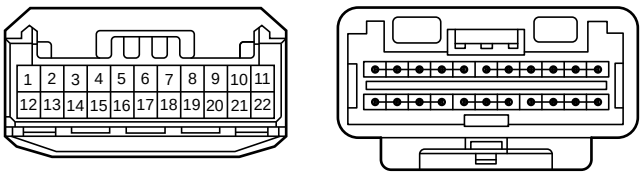

90980-12B54

F98
Black

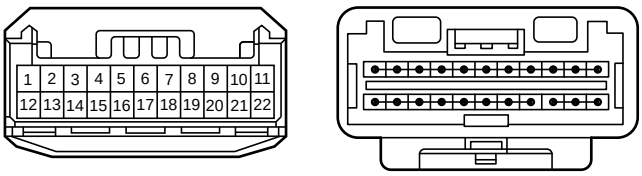

90980-12B54

F99

Black

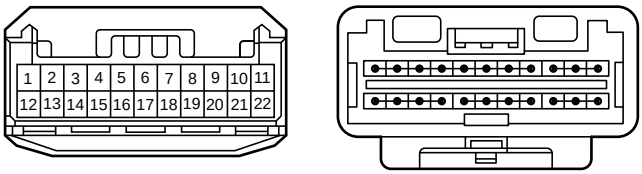

90980-12B54

F103

White

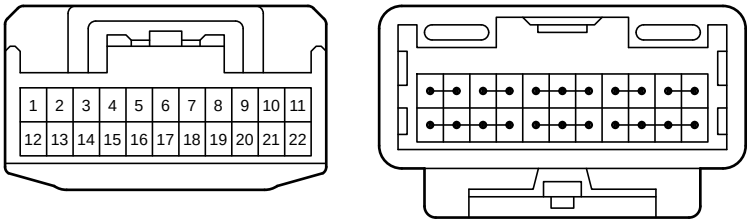

90980-12372

F105

White

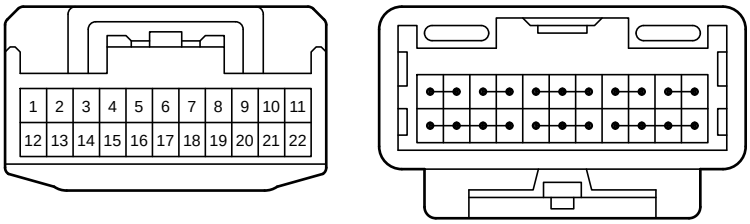

90980-12372

F106

White

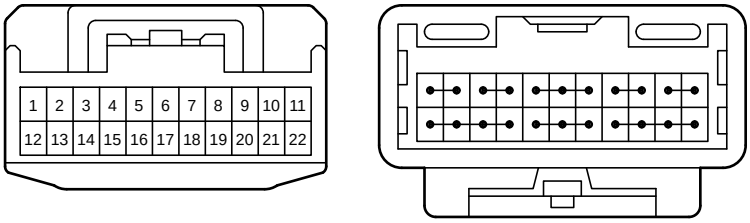

90980-12372

F107
White

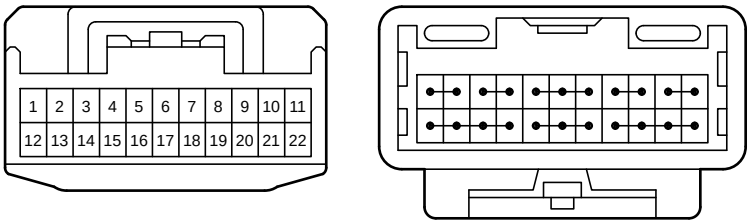

90980-12372

F108
White

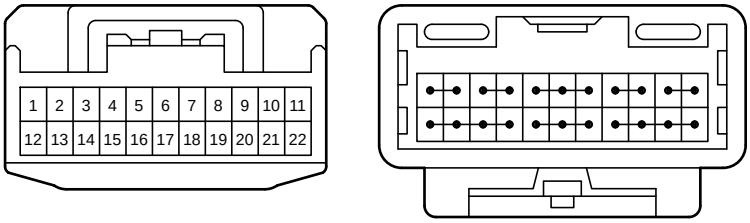

90980-12372

F109
Black

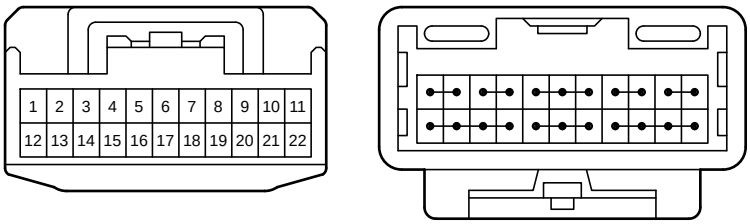

90980-12372

F110
Black

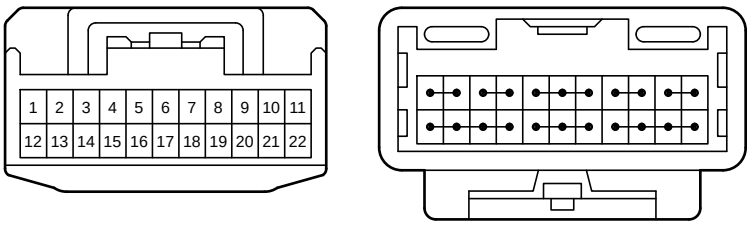

90980-12372

F113
Black

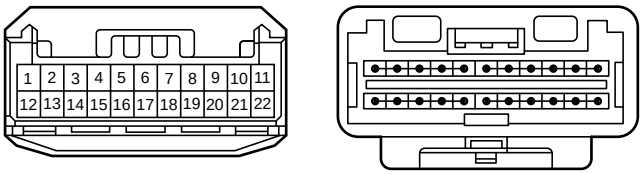

90980-12B54

F114
Black

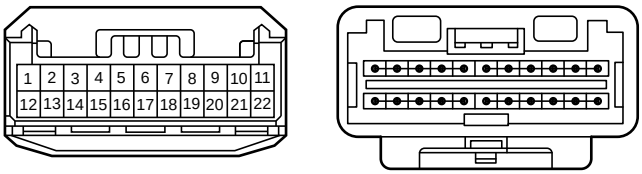

90980-12B54

F116
White

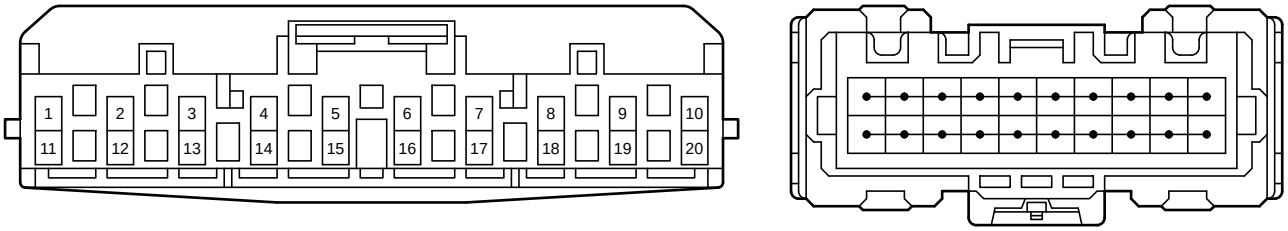

90980-12A58

F124
Black

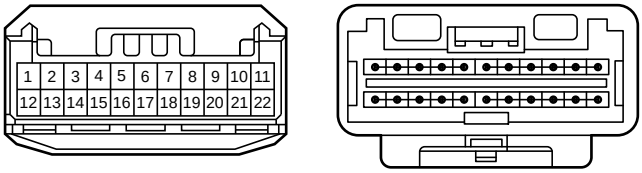

90980-12B54

I3
White

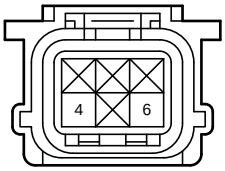

90980-12A30

I4
White

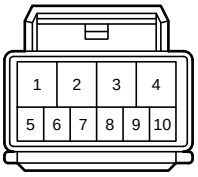

90980-12226

J3
White

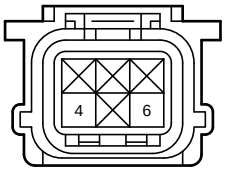

90980-12A30

J4
White

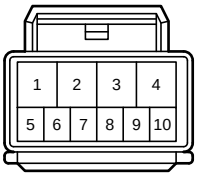

90980-12226

K1
White

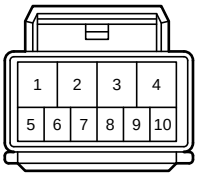

90980-12226

L1
White

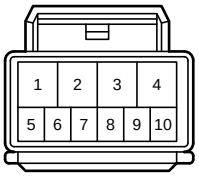

90980-12226

M10
White

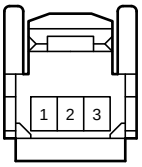

90980-12795

M11
Black

90980-10871

M16
Black

90980-10871

M23
White

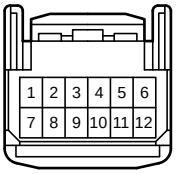

90980-12552

M36
Black

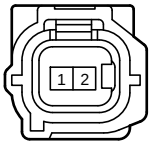

90980-12416

M37
White

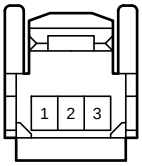

90980-12795

M54
Black

90980-10871

M58
Black

90980-10871

M67
White

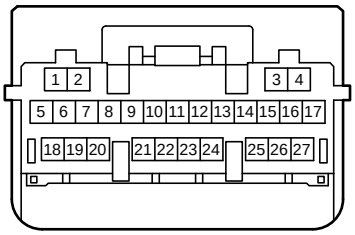

90980-12B77

M82
Black

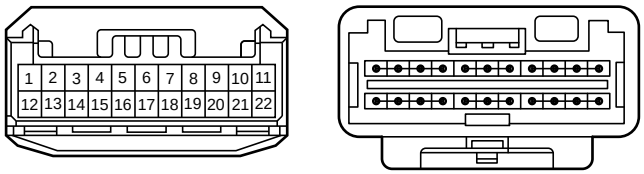

90980-12B54

M83
Black

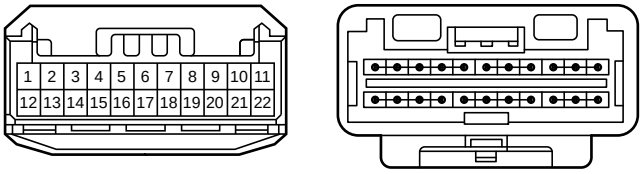

90980-12B54

M93
Black

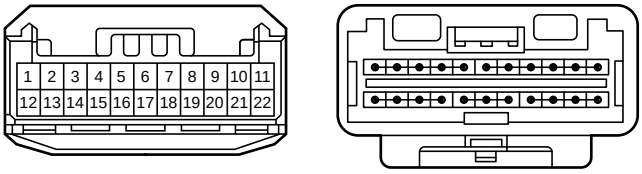

90980-12B54

R2
White



90980-12552

R3
Gray

S8
Black



90980-12353

S9
Black

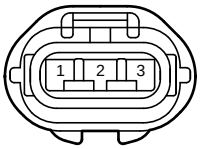

90980-11349

3A
White

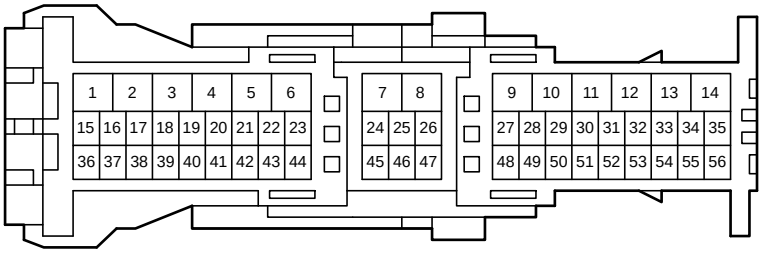

90980-12943

3D
White

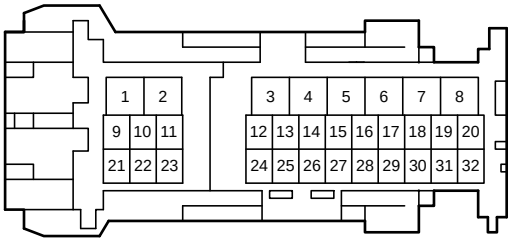

90980-12A48

3F
White

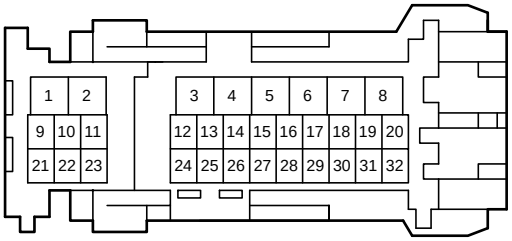

90980-12A47

3H
White

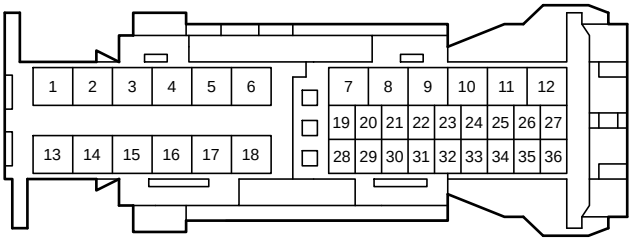

90980-12944

AF1
Gray

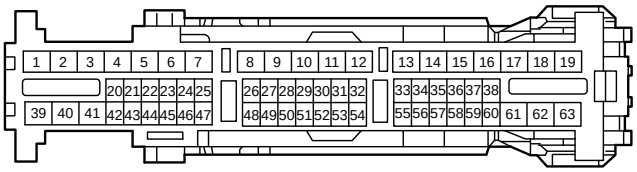

90980-12B20

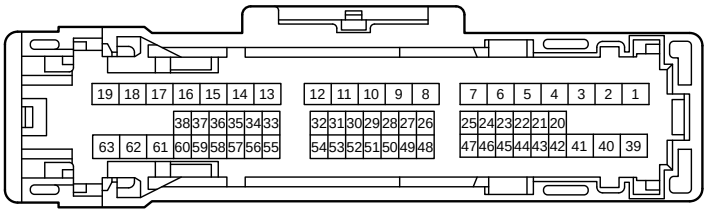

90980-12B19

AF3
White

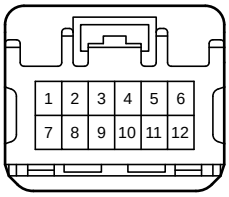

90980-12737

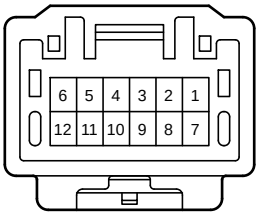

90980-12736

AF6
White

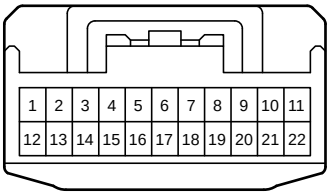

90980-12372

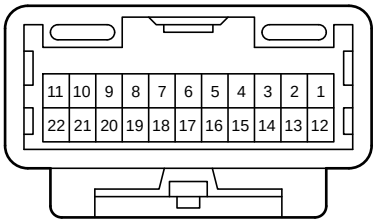

90980-12371

AM1
White

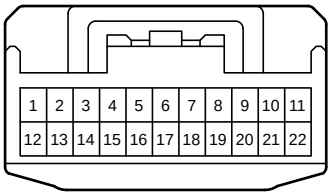

90980-12372

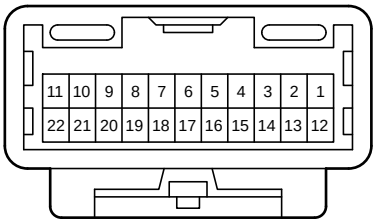

90980-12371

CA4
Black

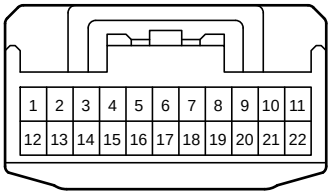

90980-12372

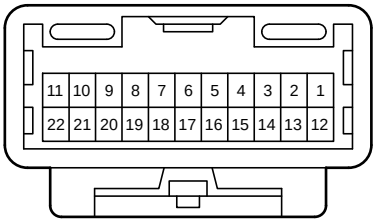

90980-12371

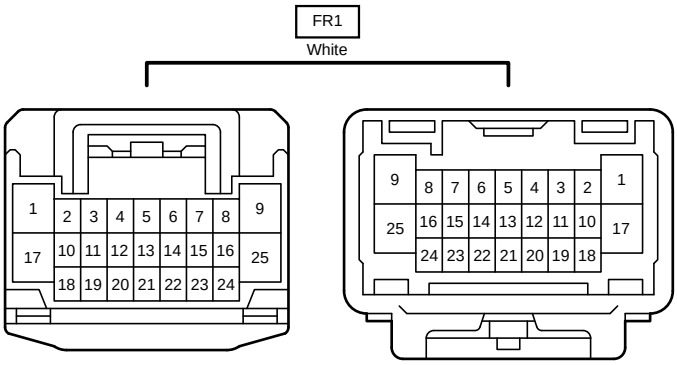

90980-12414

90980-12413

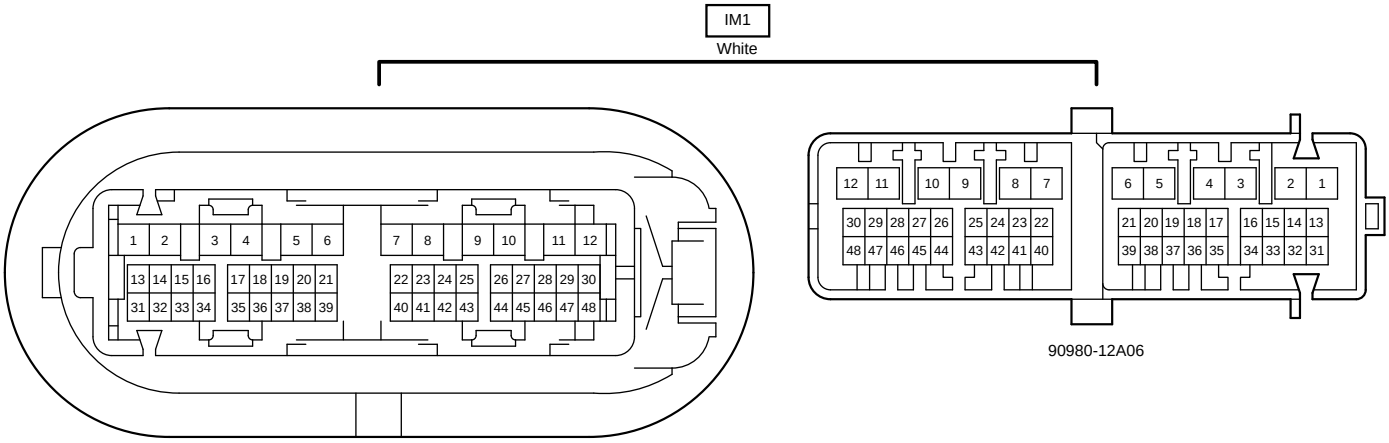

90980-12A06

90980-12A09

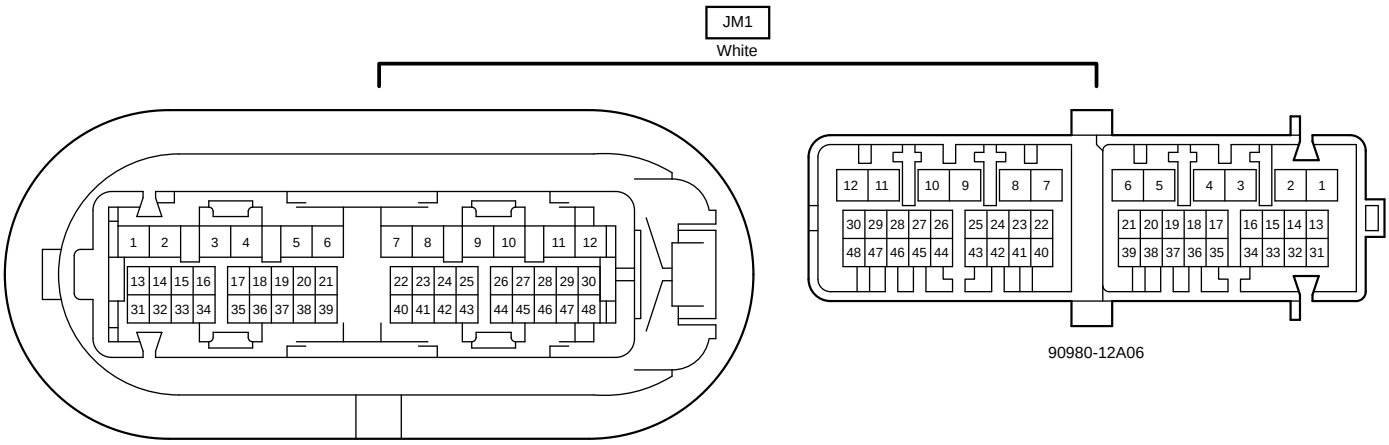

90980-12A06

90980-12A09

KM1
White

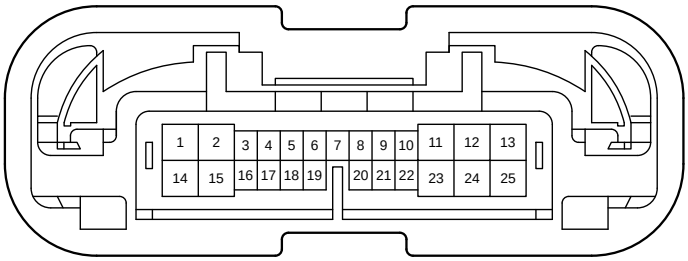

90980-12802

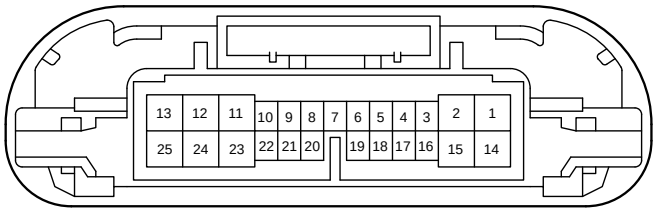

90980-12801

LM1
White

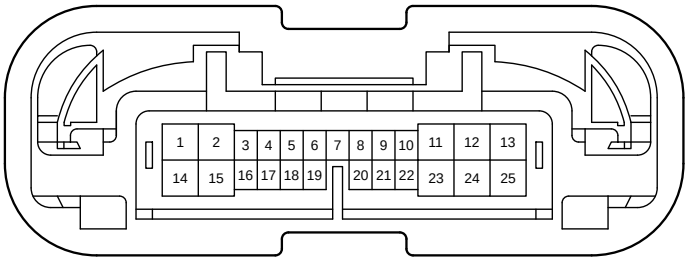

90980-12802

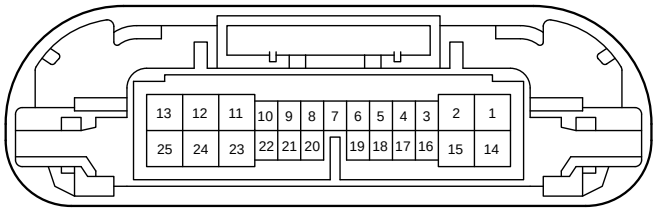

90980-12801

MF1
White

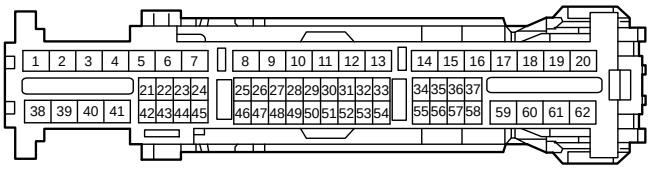

90980-12B22

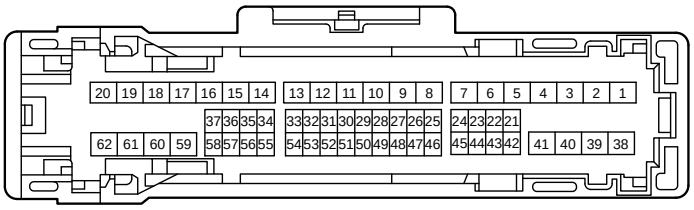

90980-12B21

MF3
White

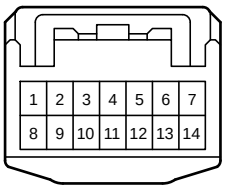

90980-12370

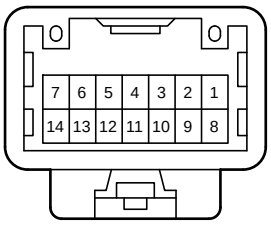

90980-12369

MF4
White

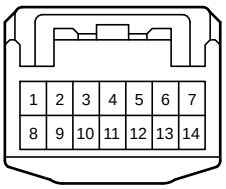

90980-12370

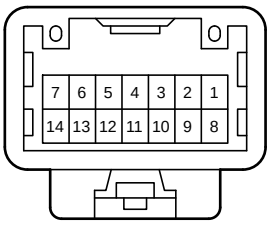

90980-12369

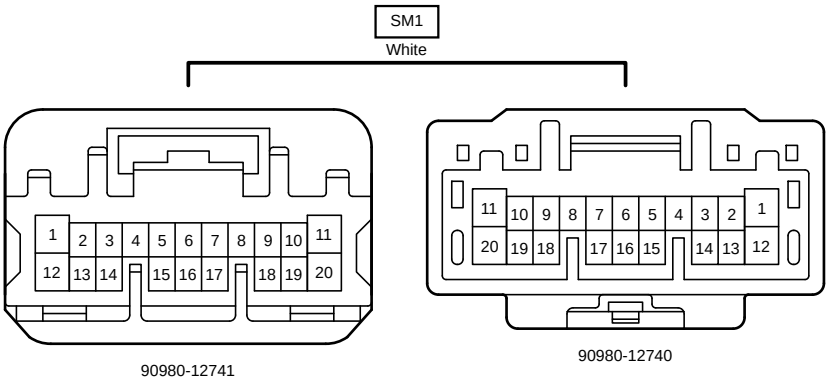
SM1
White
1
2
3
4
5
6
7
8
9
10
11
12
13
14
15
16
17
18
19
20
90980-12741
11
10
9
8
7
6
5
4
3
2
1
20
19
18
17
16
15
14
13
12
90980-12740