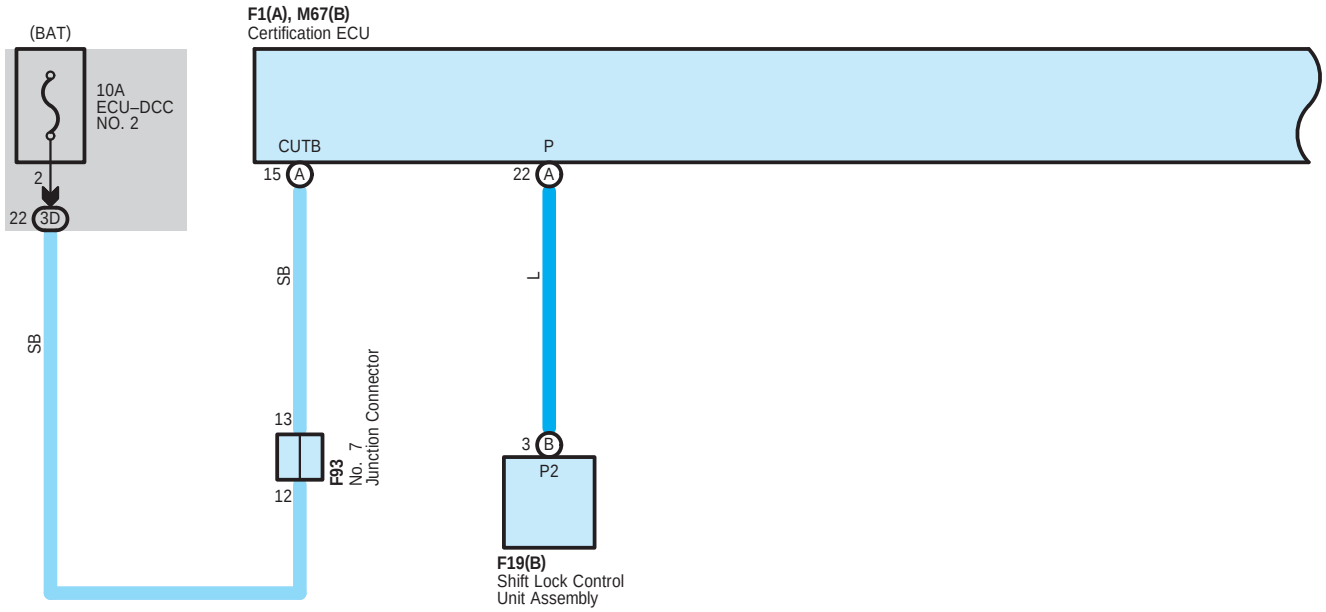
(BAT)
10A
ECU–DCC
NO. 2
2
22 3D
SB
SB
F1(A), M67(B)
Certification ECU
CUTB
15 A
P
22 A
L
13
12
F93
No. 7
Junction Connector
3 B
P2
F19(B)
Shift Lock Control
Unit Assembly

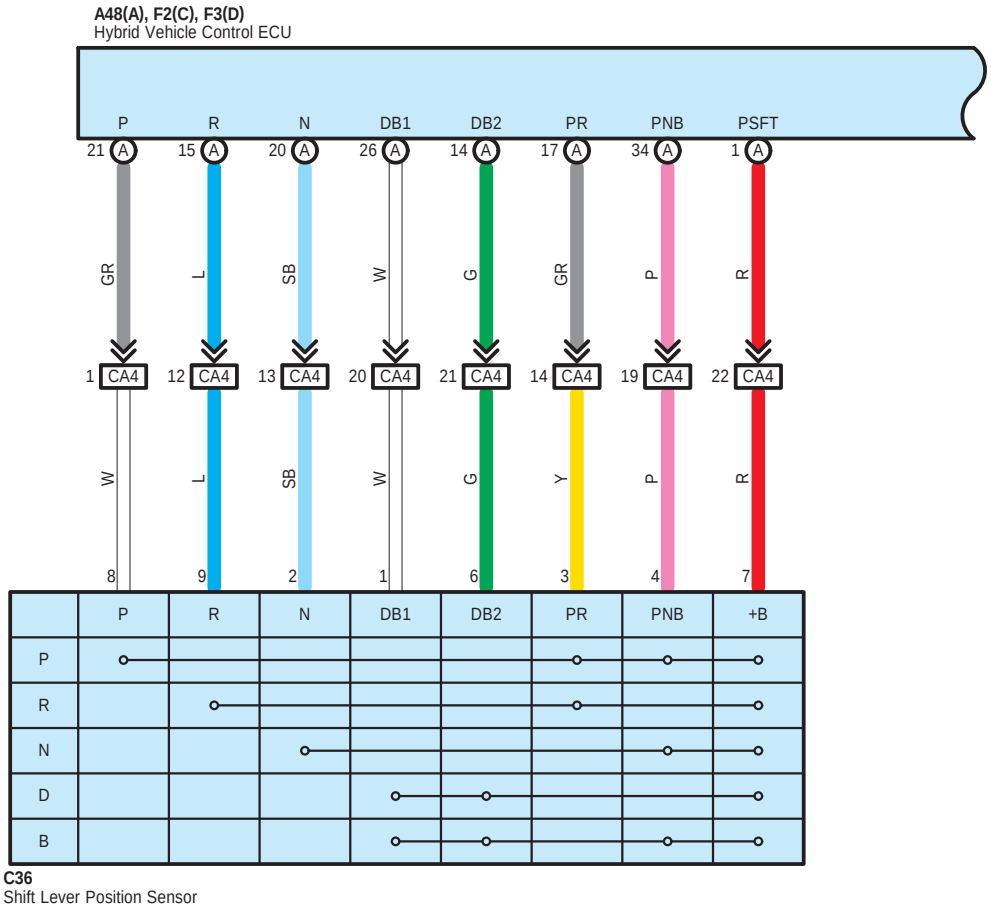
A48(A), F2(C), F3(D)
Hybrid Vehicle Control ECU
P R N DB1 DB2 PR PNB PSFT
21 A 15 A 20 A 26 A 14 A 17 A 34 A 1 A
GR L SB W G GR P R
1 CA4 12 CA4 13 CA4 20 CA4 21 CA4 14 CA4 19 CA4 22 CA4
W L SB W G Y P R
8 9 2 1 6 3 4 7
P R N DB1 DB2 PR PNB +B
P
R
N
D
B
C36
Shift Lever Position Sensor

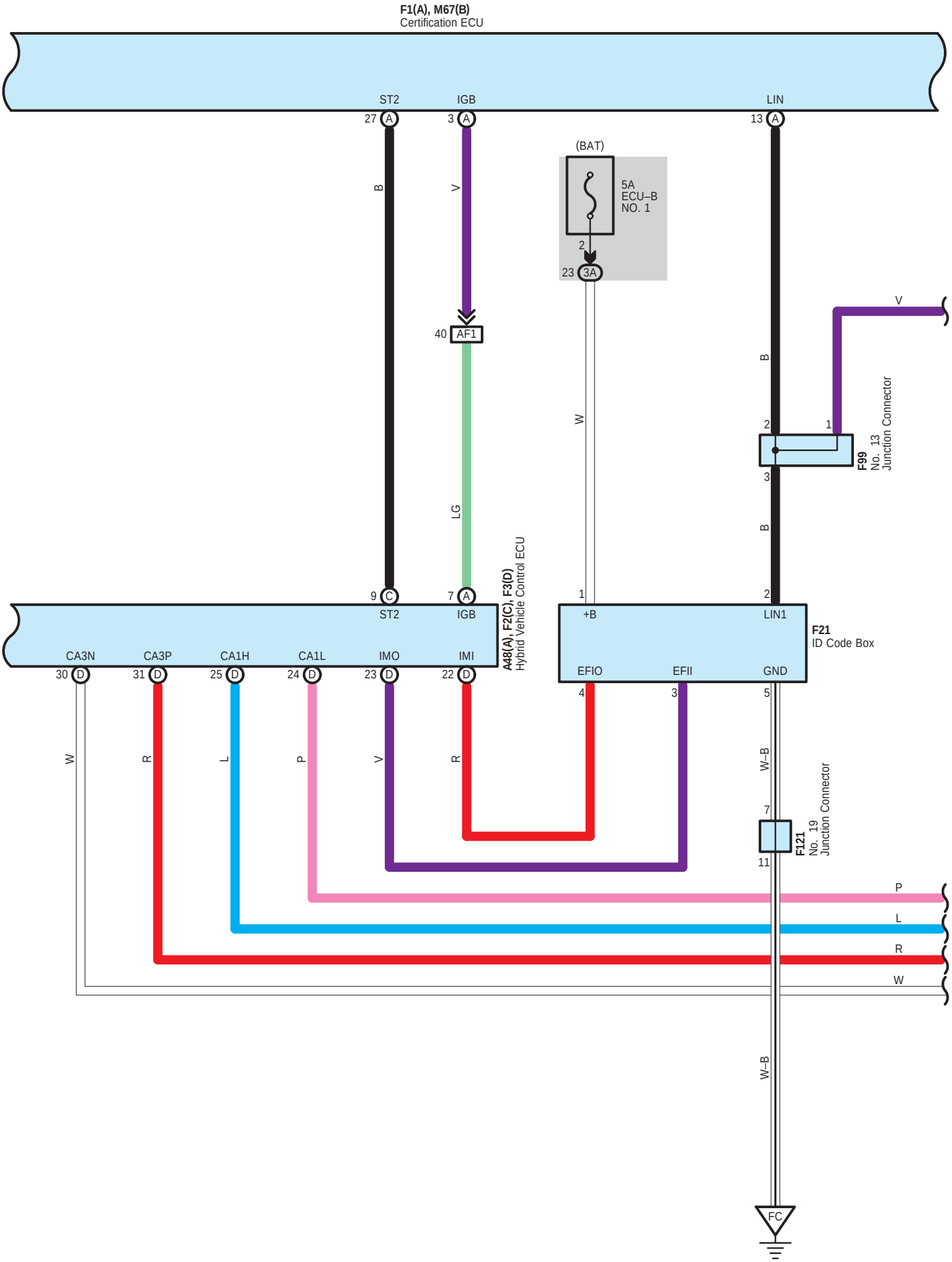
F1(A), M67(B)
Certification ECU
ST2
IGB
LIN
27 A
3 A
13 A
(BAT)
5A
ECU–B
NO. 1
2
23 3A
B
V
40 AF1
LG
W
B
V
2
1
F99
No. 13
Junction Connector
3
B
9 C
7 A
1
2
ST2
IGB
+B
LIN1
A48(A), F2(C), F3(D)
Hybrid Vehicle Control ECU
F21
ID Code Box
CA3N
CA3P
CA1H
CA1L
IMO
IMI
EFIO
EFII
GND
30 D
31 D
25 D
24 D
23 D
22 D
4
3
5
W
R
L
P
V
R
W–B
7
F121
No. 19
Junction Connector
11
P
L
R
W
W–B
FC

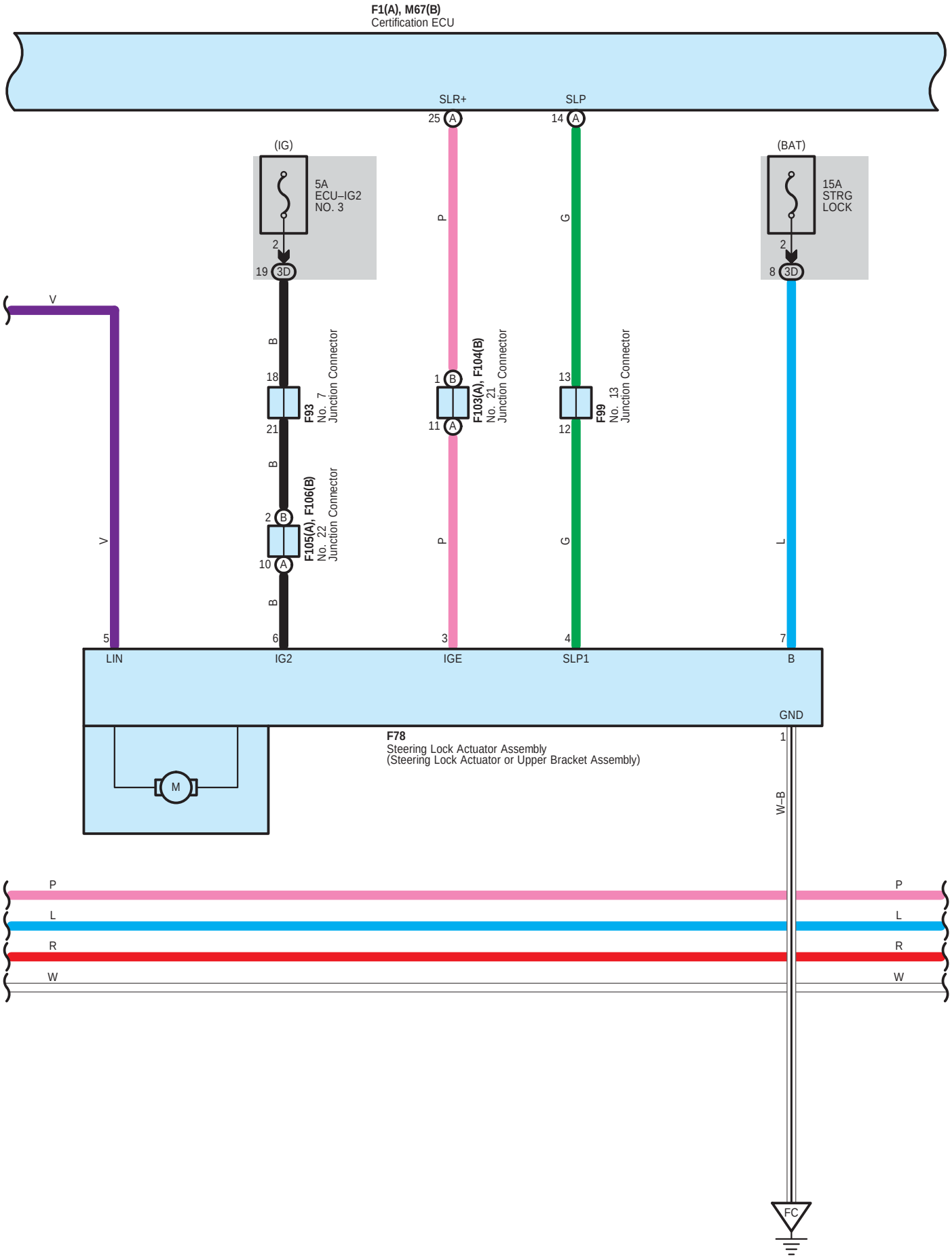
F1(A), M67(B)
Certification ECU
SLR+
SLP
25 A
14 A
(IG)
5A
ECU–IG2
NO. 3
2
19 3D
(BAT)
15A
STRG
LOCK
2
8 3D
V
B
18
21
F93
No. 7
Junction Connector
1 B
11 A
F103(A), F104(B)
No. 21
Junction Connector
13
12
F99
No. 13
Junction Connector
B
2 B
10 A
F105(A), F106(B)
No. 22
Junction Connector
B
P
G
L
5
6
3
4
7
LIN
IG2
IGE
SLP1
B
GND
F78
Steering Lock Actuator Assembly
(Steering Lock Actuator or Upper Bracket Assembly)
1
M
W–B
P
L
R
W
FC

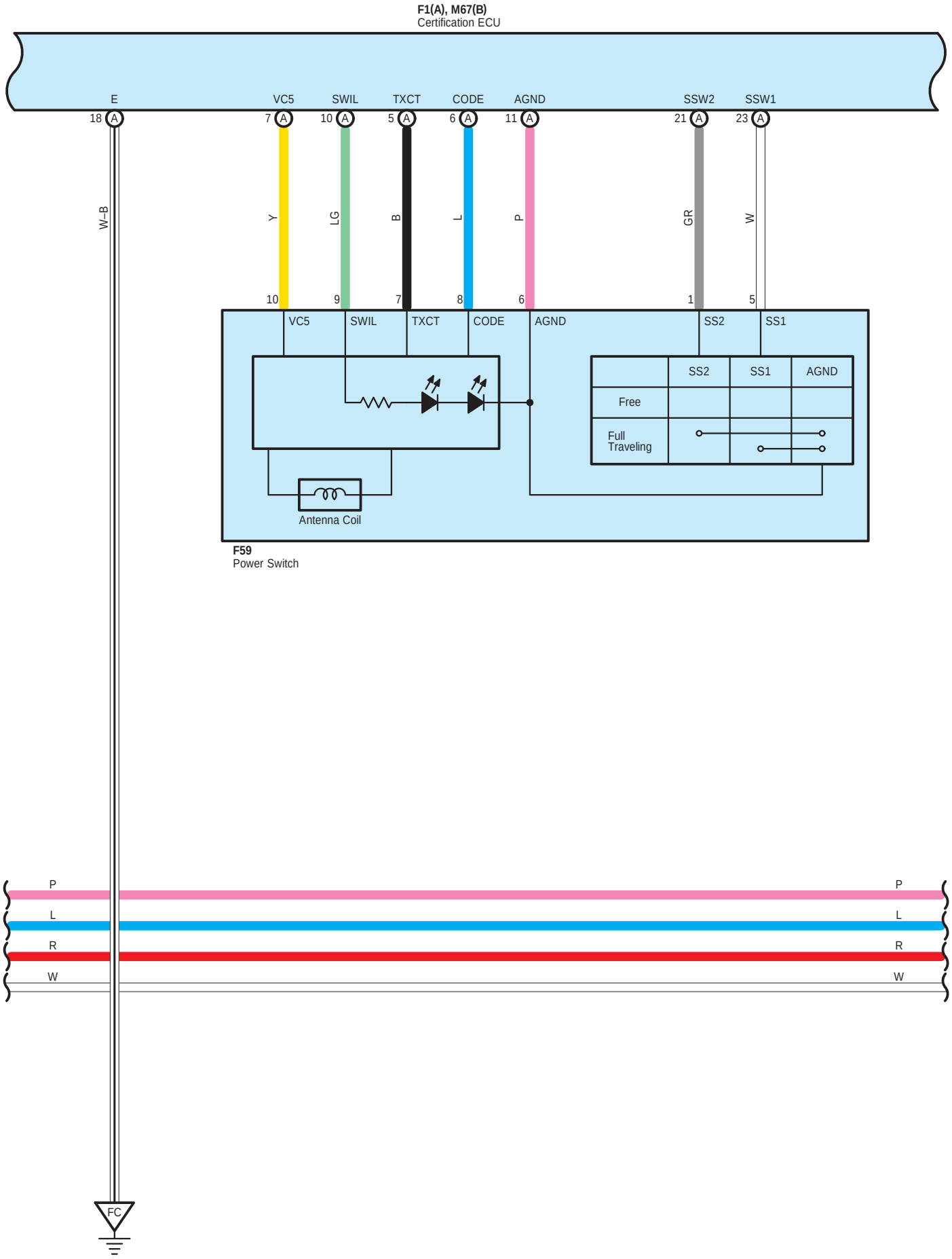
F1(A), M67(B)
Certification ECU
E
VC5
SWIL
TXCT
CODE
AGND
SSW2
SSW1
18
7
10
5
6
11
21
23
W–B
Y
LG
B
L
P
GR
W
10
9
7
8
6
1
5
VC5
SWIL
TXCT
CODE
AGND
SS2
SS1
SS2
SS1
AGND
Free
Full Traveling
Antenna Coil
F59
Power Switch
P
L
R
W
P
L
R
W
FC

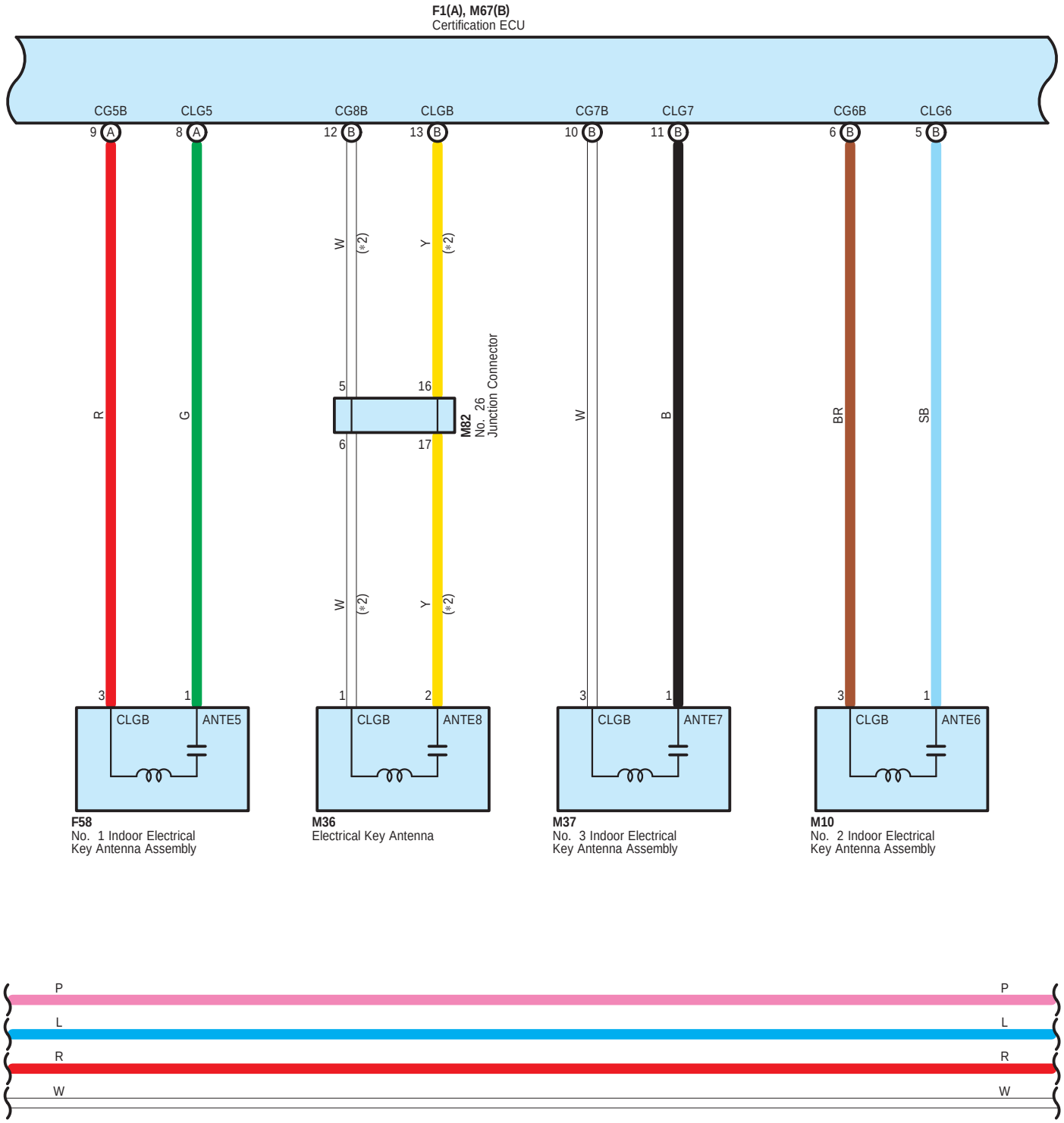

∗ 2 : w/ Entry Function

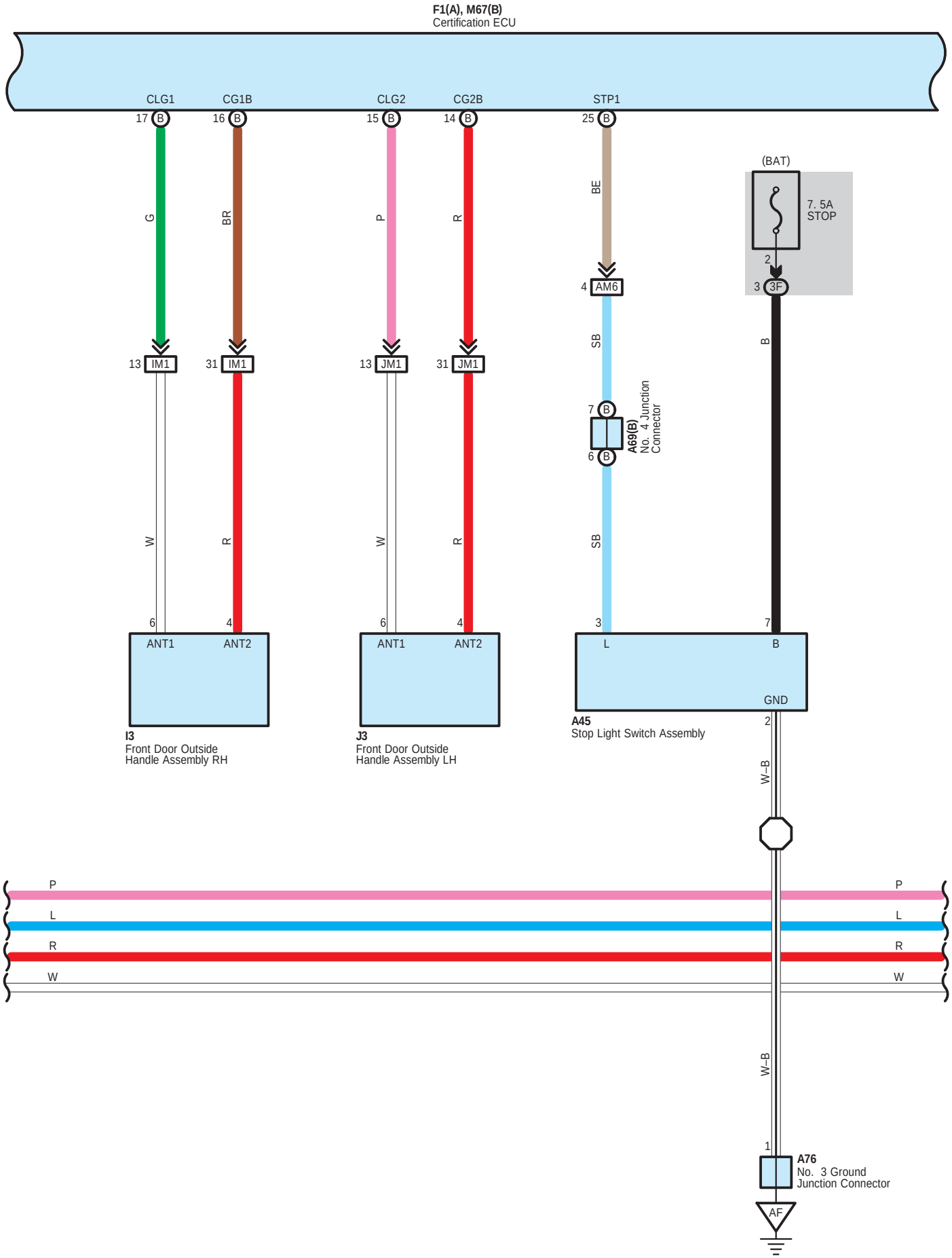
F1(A), M67(B)
Certification ECU
CLG1
CG1B
CLG2
CG2B
STP1
17 B
16 B
15 B
14 B
25 B
G
BR
P
R
BE
(BAT)
7. 5A
STOP
2
3 3F
4 AM6
SB
B
13 IM1
31 IM1
13 JM1
31 JM1
7 B
6 B
A69(B)
No. 4 Junction
Connector
W
R
W
R
SB
6
4
6
4
3
7
ANT1
ANT2
ANT1
ANT2
L
B
GND
I3
Front Door Outside
Handle Assembly RH
J3
Front Door Outside
Handle Assembly LH
A45
Stop Light Switch Assembly
2
W–B
P
L
R
W
P
L
R
W
W–B
1
A76
No. 3 Ground
Junction Connector
AF

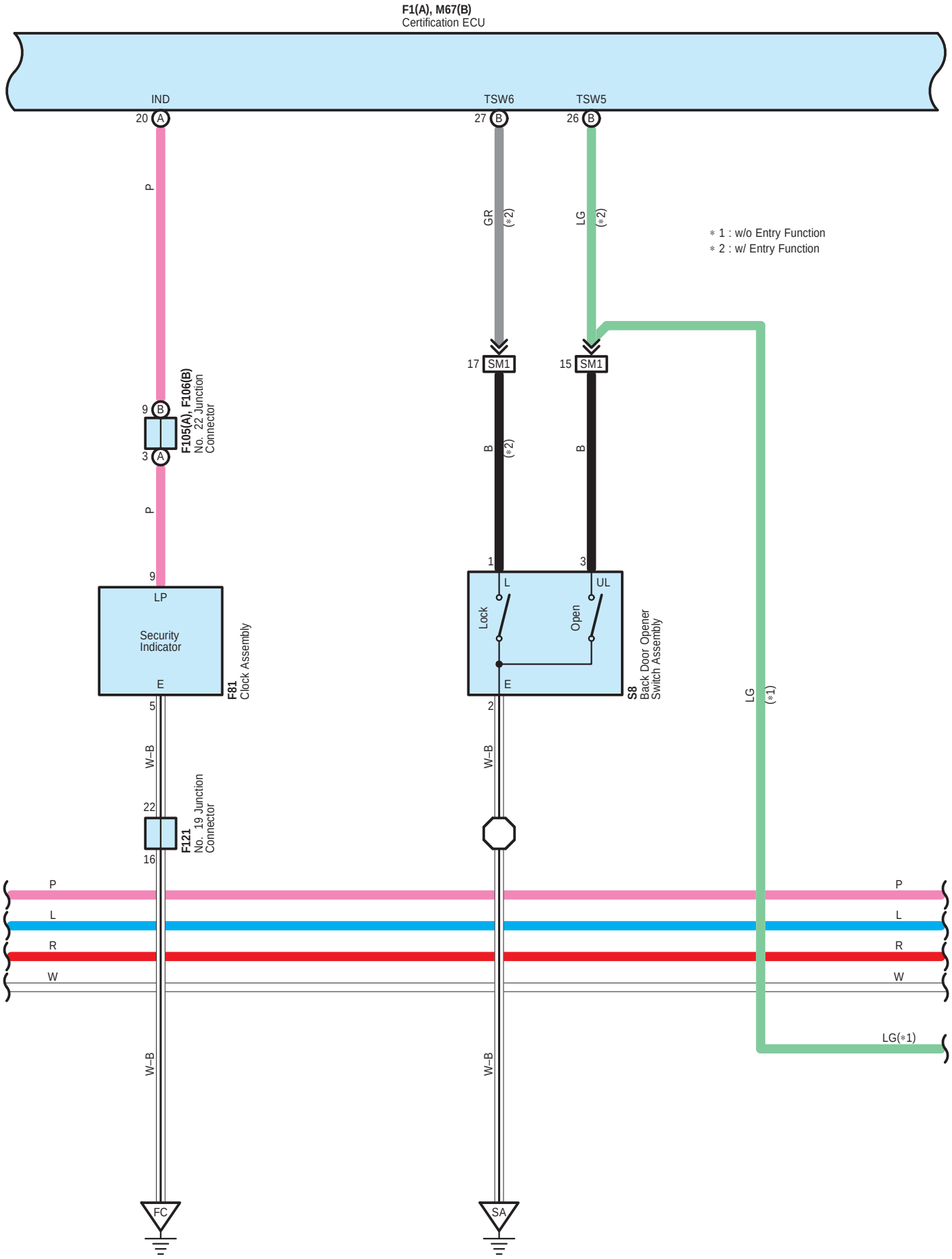
F1(A), M67(B)
Certification ECU
IND
TSW6
TSW5
20 A
27 B
26 B
P
GR (*2)
LG (*2)
* 1 : w/o Entry Function
* 2 : w/ Entry Function
17 SM1
15 SM1
B (*2)
B
9 B
3 A
F105(A), F106(B)
No. 22 Junction
Connector
P
9
LP
Security
Indicator
E
F81
Clock Assembly
1
3
L
UL
Lock
Open
E
S8
Back Door Opener
Switch Assembly
LG (*1)
5
2
W–B
W–B
22
16
F121
No. 19 Junction
Connector
P
L
R
W
P
L
R
W
LG(*1)
W–B
W–B
FC
SA

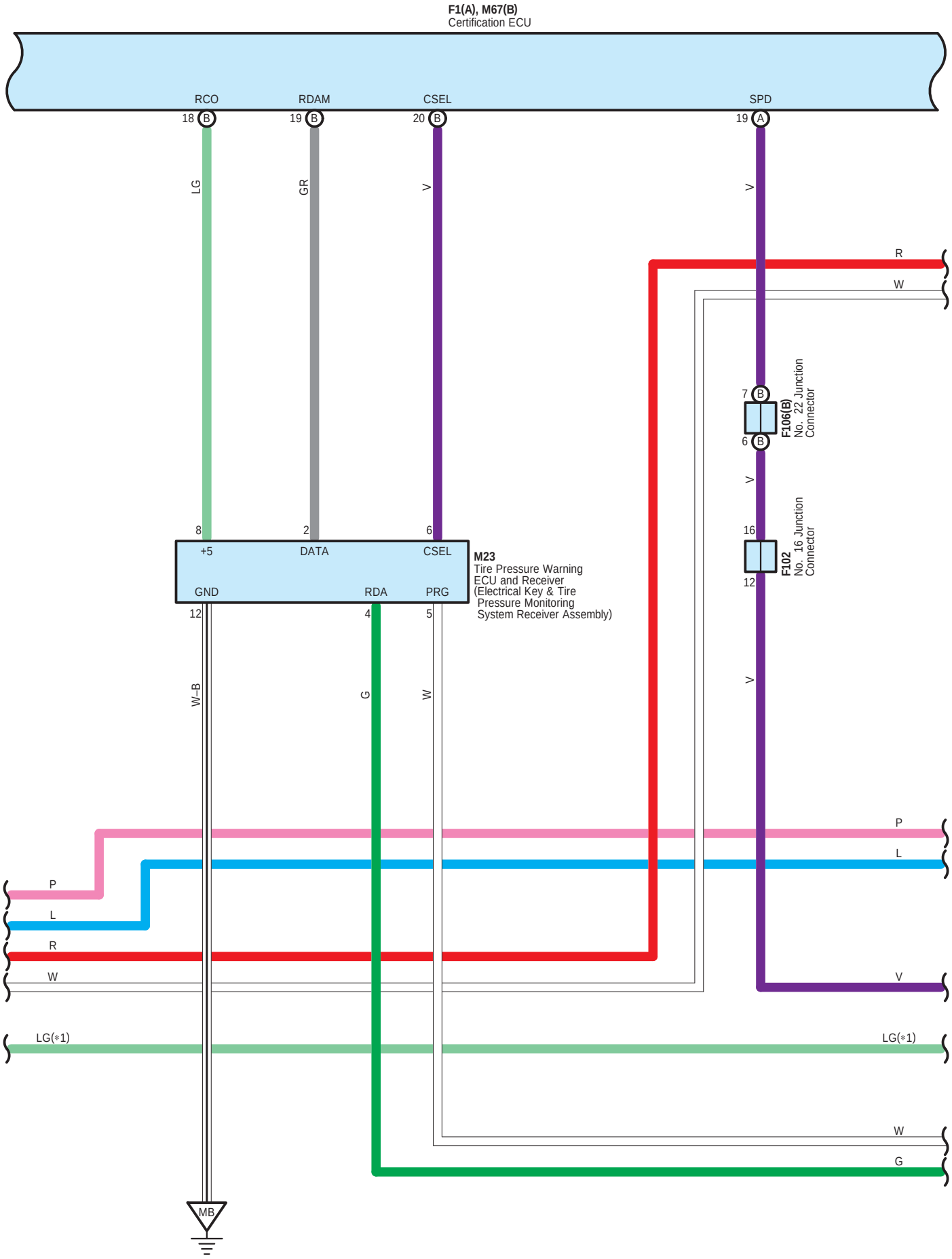
F1(A), M67(B)
Certification ECU
RCO
RDAM
CSEL
SPD
18 B
19 B
20 B
19 A
LG
GR
V
V
R
W
7 B
6 B
F106(B)
No. 22 Junction Connector
V
16
12
F102
No. 16 Junction Connector
8
2
6
+5
DATA
CSEL
GND
RDA
PRG
12
4
5
M23
Tire Pressure Warning ECU and Receiver (Electrical Key & Tire Pressure Monitoring System Receiver Assembly)
W–B
G
W
V
P
L
P
L
R
W
V
LG(*1)
LG(*1)
W
G
MB

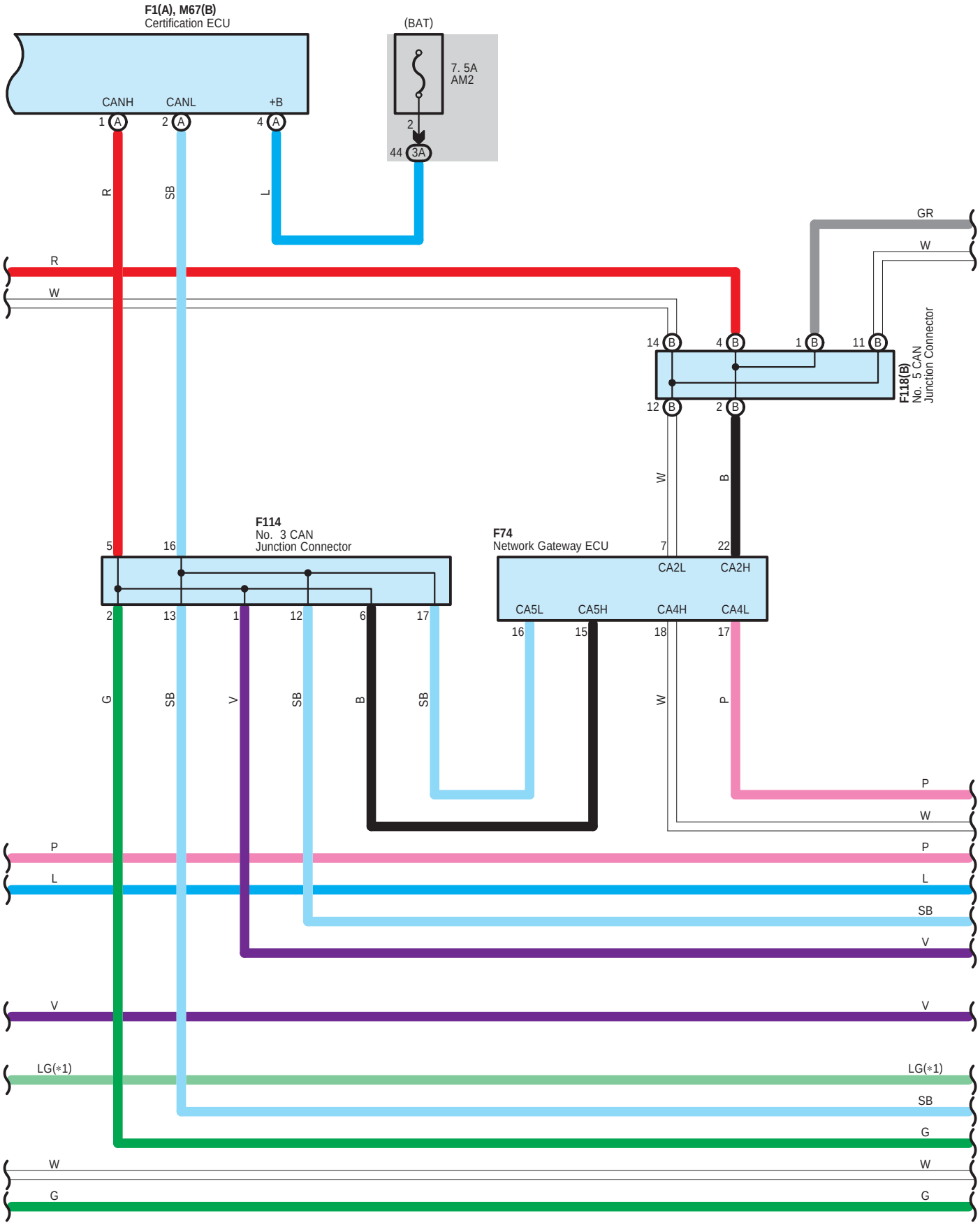
F1(A), M67(B)
Certification ECU
CANH
CANL
+B
1 A
2 A
4 A
(BAT)
7. 5A
AM2
2
44 3A
R
SB
L
GR
W
R
W
14 B
4 B
1 B
11 B
12 B
2 B
F118(B)
No. 5 CAN
Junction Connector
W
B
F114
No. 3 CAN
Junction Connector
5
16
2
13
1
12
6
17
F74
Network Gateway ECU
7
22
CA2L
CA2H
CA5L
CA5H
CA4H
CA4L
16
15
18
17
G
SB
V
SB
B
SB
W
P
P
W
P
P
L
L
SB
V
V
V
LG(*1)
LG(*1)
SB
G
W
W
G
G

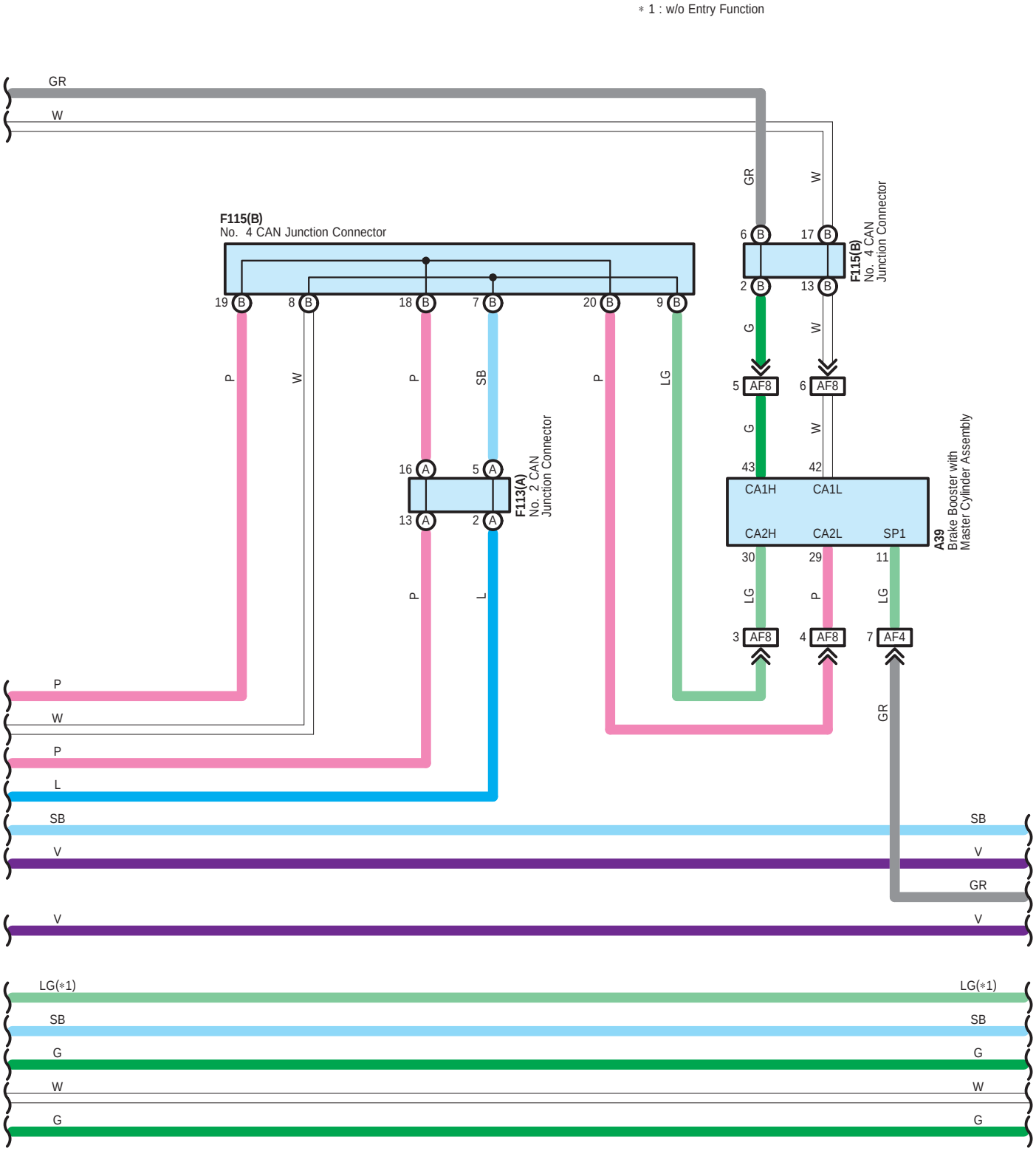
∗ 1 : w/o Entry Function
GR
W
F115(B)
No. 4 CAN Junction Connector
19 B
8 B
18 B
7 B
20 B
9 B
6 B
17 B
2 B
13 B
F115(B)
No. 4 CAN
Junction Connector
P
W
P
SB
P
LG
G
W
5 AF8
6 AF8
16 A
5 A
13 A
2 A
F113(A)
No. 2 CAN
Junction Connector
43
42
CA1H
CA1L
CA2H
CA2L
SP1
30
29
11
A39
Brake Booster with
Master Cylinder Assembly
LG
P
LG
3 AF8
4 AF8
7 AF4
L
SB
V
LG(∗1)
G

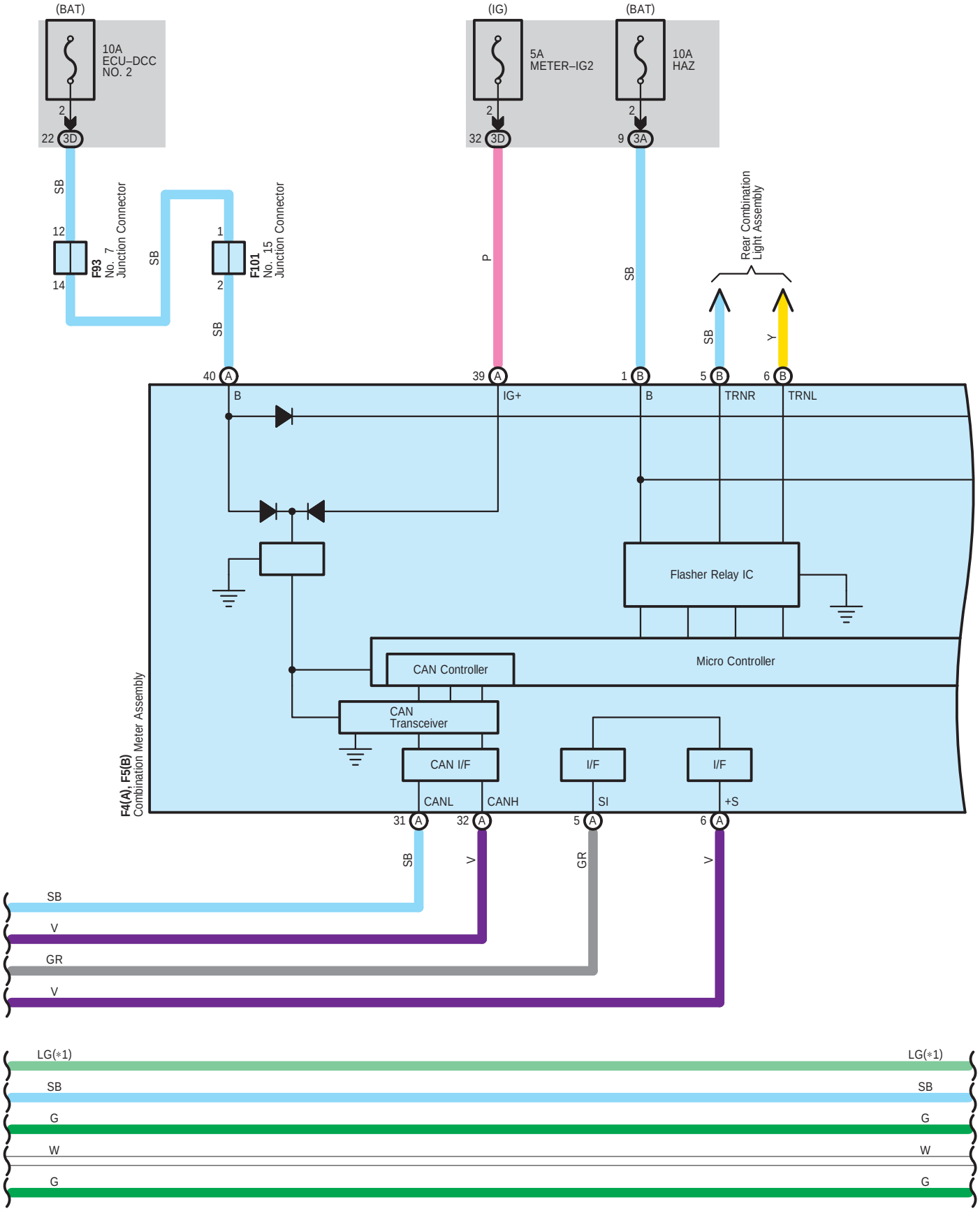
(BAT)
10A
ECU–DCC
NO. 2
2
22 3D
(IG)
5A
METER–IG2
2
32 3D
(BAT)
10A
HAZ
2
9 3A
SB
12
14
F93
No. 7
Junction Connector
SB
1
2
F101
No. 15
Junction Connector
SB
P
SB
Rear Combination
Light Assembly
SB
Y
40 A
39 A
1 B
5 B
6 B
B
IG+
B
TRNR
TRNL
Flasher Relay IC
Micro Controller
CAN Controller
CAN
Transceiver
CAN I/F
I/F
I/F
F4(A), F5(B)
Combination Meter Assembly
CANL
CANH
SI
+S
31 A
32 A
5 A
6 A
SB
V
GR
V
SB
V
GR
V
LG(*1)
SB
G
W
G
LG(*1)
SB
G
W
G

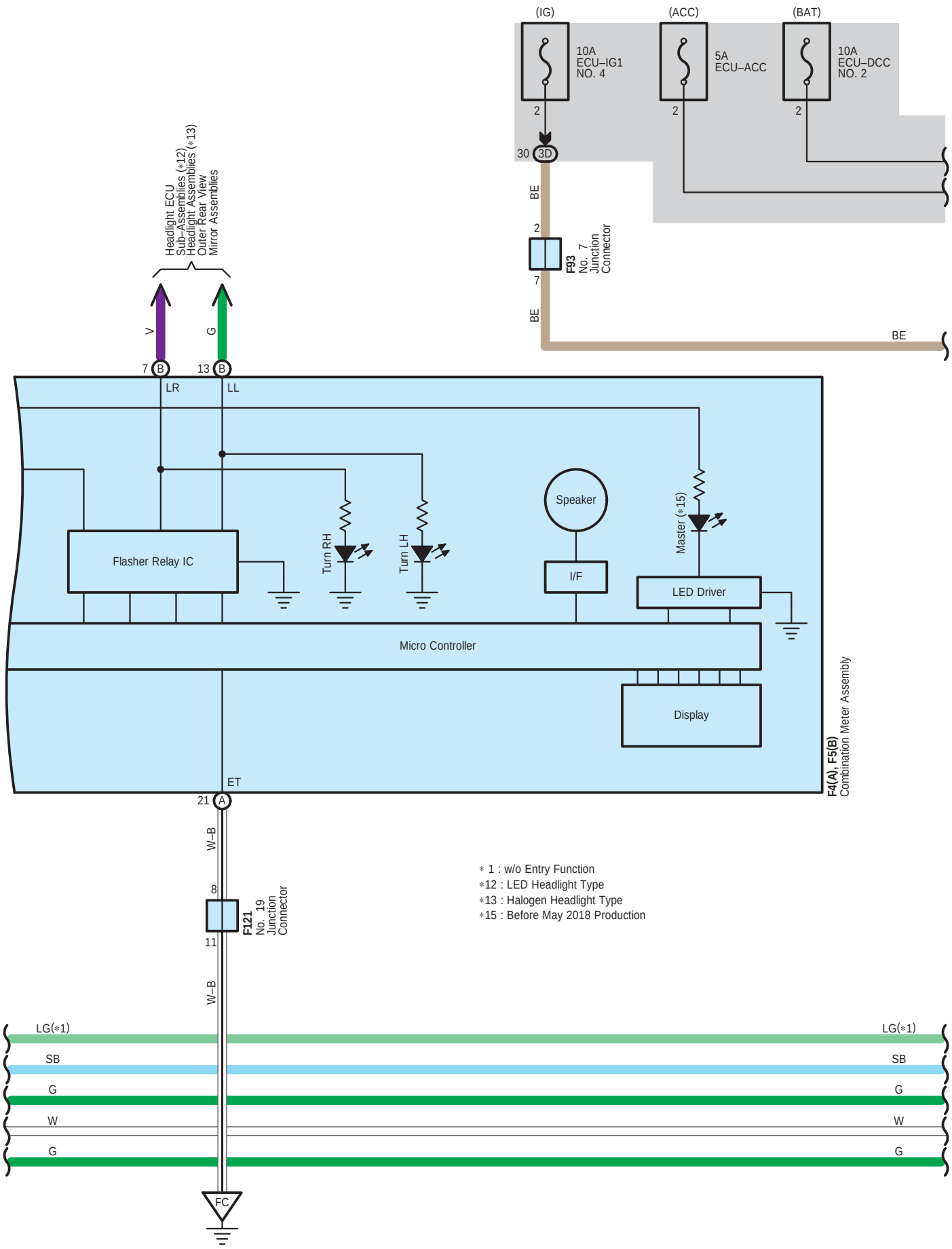
(IG)
(ACC)
(BAT)
10A
ECU–IG1
NO. 4
5A
ECU–ACC
10A
ECU–DCC
NO. 2
2
2
2
30 3D
BE
2
F93
No. 7
Junction
Connector
7
BE
BE
Headlight ECU
Sub–Assemblies (∗12)
Headlight Assemblies (∗13)
Outer Rear View
Mirror Assemblies
V
G
7 B
13 B
LR
LL
Flasher Relay IC
Turn RH
Turn LH
Speaker
I/F
Master (∗15)
LED Driver
Micro Controller
Display
F4(A), F5(B)
Combination Meter Assembly
ET
21 A
W–B
8
F121
No. 19
Junction
Connector
11
W–B
∗ 1 : w/o Entry Function
∗12 : LED Headlight Type
∗13 : Halogen Headlight Type
∗15 : Before May 2018 Production
LG(∗1)
SB
G
W
G
LG(∗1)
SB
G
W
G
FC

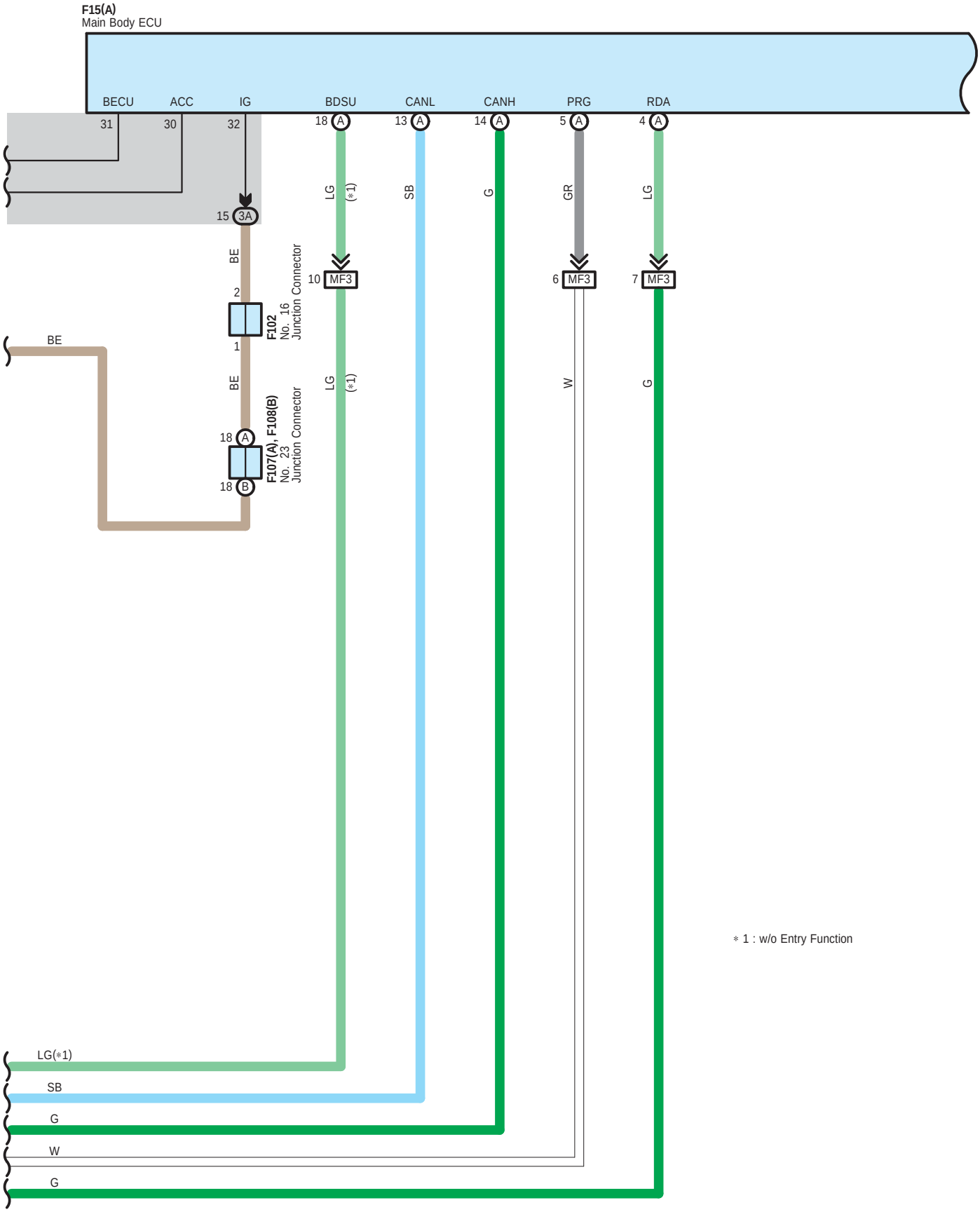

* 1 : w/o Entry Function

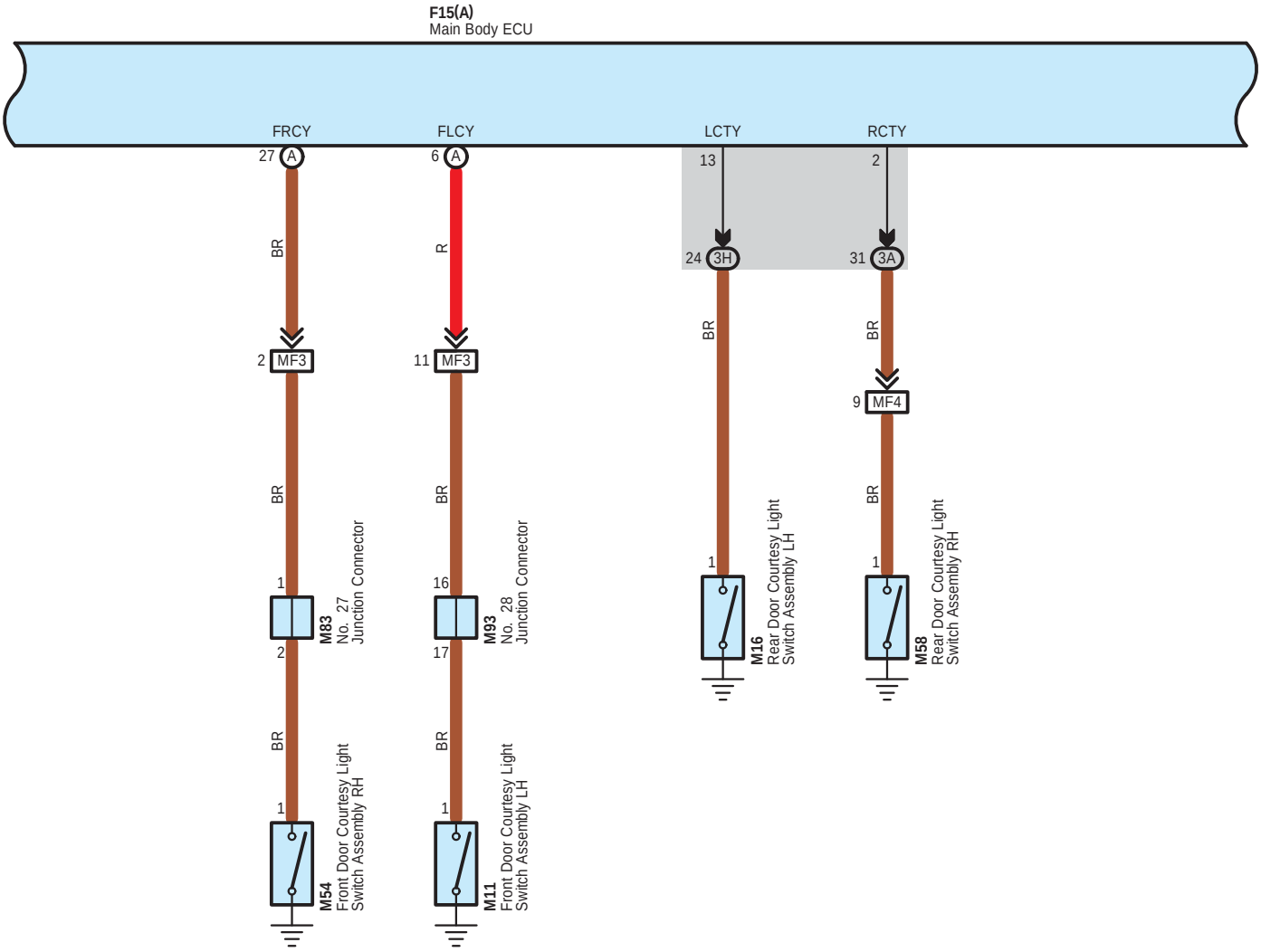
F15(A)
Main Body ECU
FRCY
FLCY
LCTY
RCTY
27 A
6 A
13
2
24 3H
31 3A
BR
R
BR
BR
2 MF3
11 MF3
9 MF4
BR
BR
BR
BR
1
2
16
17
1
1
1
1
M83
No. 27
Junction Connector
M93
No. 28
Junction Connector
M16
Rear Door Courtesy Light
Switch Assembly LH
M58
Rear Door Courtesy Light
Switch Assembly RH
M54
Front Door Courtesy Light
Switch Assembly RH
M11
Front Door Courtesy Light
Switch Assembly LH

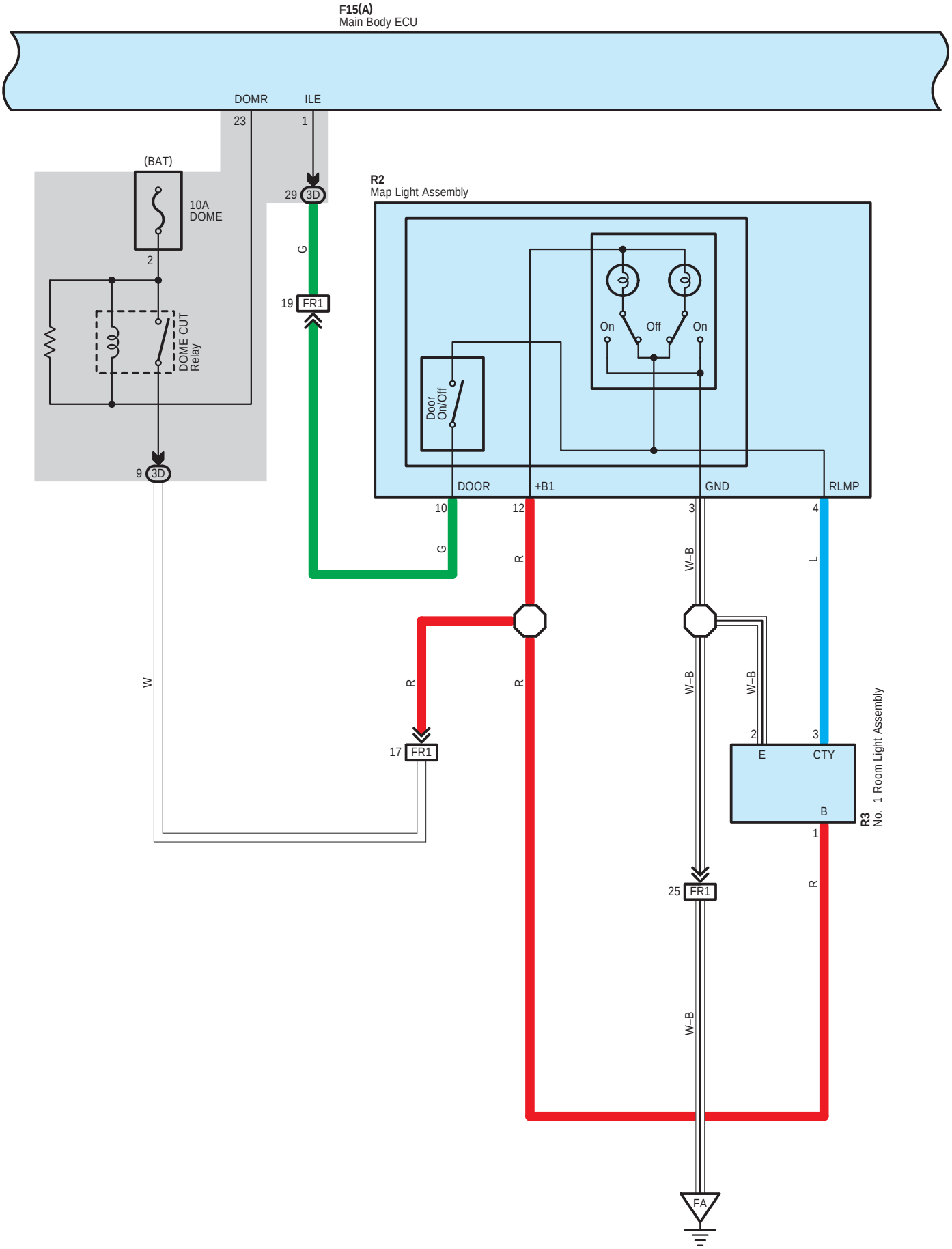
F15(A)
Main Body ECU
DOMR
ILE
23
1
(BAT)
10A
DOME
2
29
3D
G
19
FR1
DOME CUT
Relay
9
3D
R2
Map Light Assembly
On
Off
On
Door
On/Off
DOOR
+B1
GND
RLMP
10
12
3
4
G
R
W–B
L
W
R
R
W–B
W–B
17
FR1
2
3
E
CTY
B
1
R3
No. 1 Room Light Assembly
25
FR1
R
W–B
FA

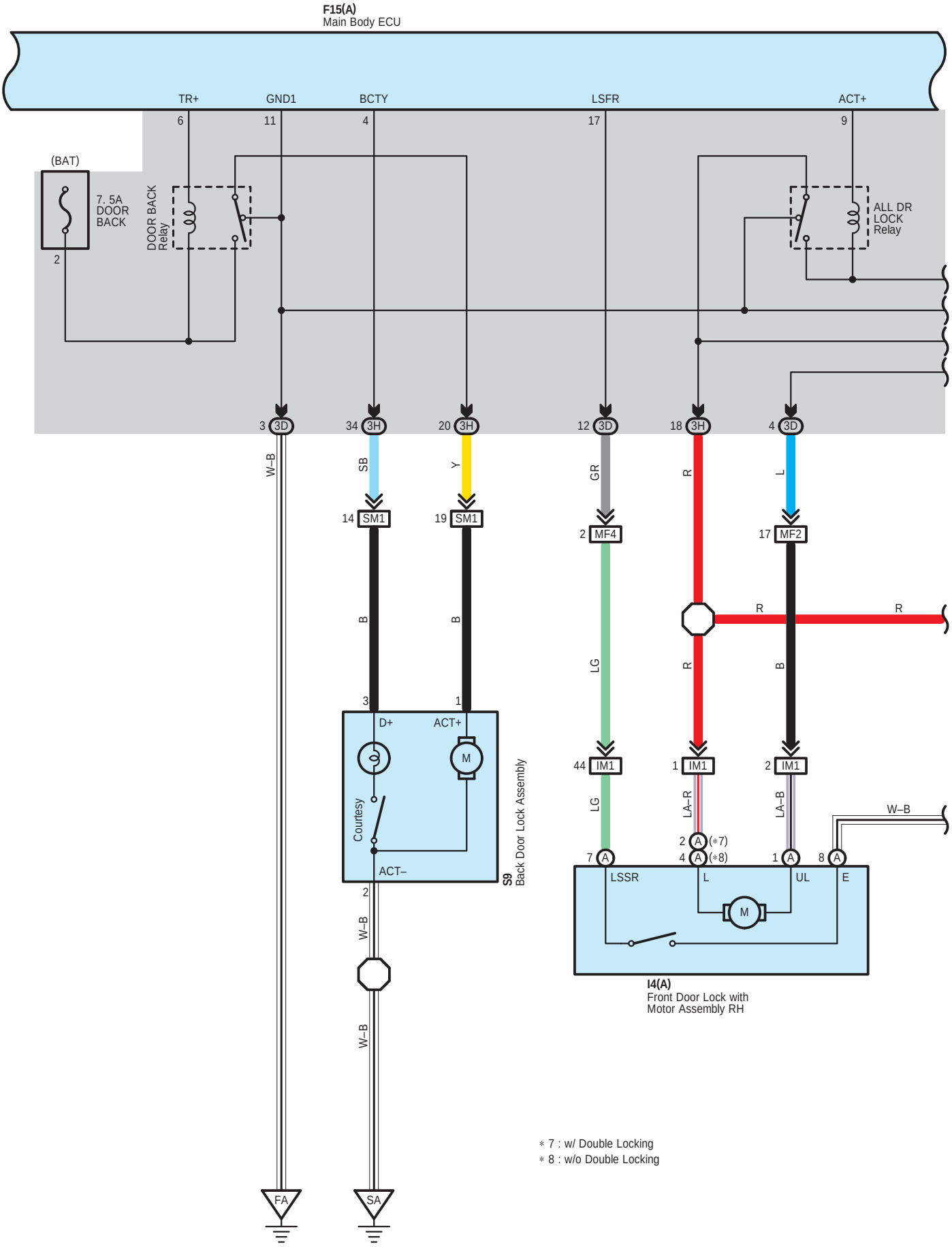
F15(A)
Main Body ECU
TR+
GND1
BCTY
LSFR
ACT+
6
11
4
17
9
(BAT)
7. 5A
DOOR
BACK
2
DOOR BACK
Relay
ALL DR
LOCK
Relay
3 3D
34 3H
20 3H
12 3D
18 3H
4 3D
W–B
SB
Y
GR
R
L
14 SM1
19 SM1
2 MF4
17 MF2
B
B
R
R
LG
R
B
3
1
D+
ACT+
M
Courtesy
ACT–
S9
Back Door Lock Assembly
44 IM1
1 IM1
2 IM1
LG
LA–R
LA–B
W–B
2 A (∗7)
4 A (∗8)
7 A
1 A
8 A
LSSR
L
UL
E
M
I4(A)
Front Door Lock with
Motor Assembly RH
2
W–B
W–B
FA
SA
∗ 7 : w/ Double Locking
∗ 8 : w/o Double Locking

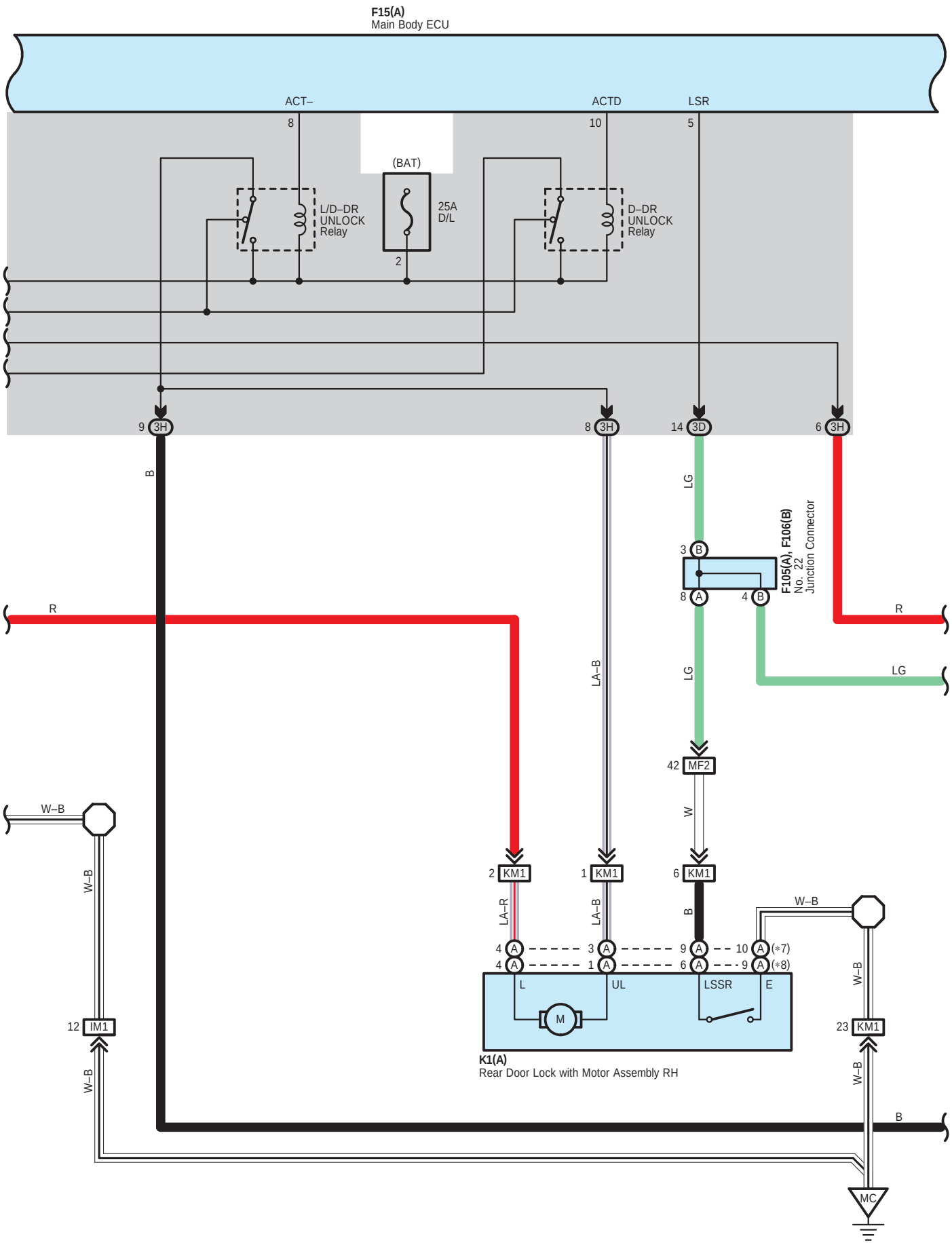
F15(A)
Main Body ECU
ACT–
ACTD
LSR
8
10
5
(BAT)
L/D–DR
UNLOCK
Relay
25A
D/L
2
D–DR
UNLOCK
Relay
9 3H
8 3H
14 3D
6 3H
B
LG
3 B
8 A
4 B
F105(A), F106(B)
No. 22
Junction Connector
R
R
LA–B
LG
LG
42 MF2
W
W–B
W–B
2 KM1
1 KM1
6 KM1
LA–R
LA–B
B
W–B
4 A
4 A
3 A
1 A
9 A
6 A
10 A (*7)
9 A (*8)
L
UL
LSSR
E
M
K1(A)
Rear Door Lock with Motor Assembly RH
12 IM1
23 KM1
W–B
W–B
W–B
B
MC

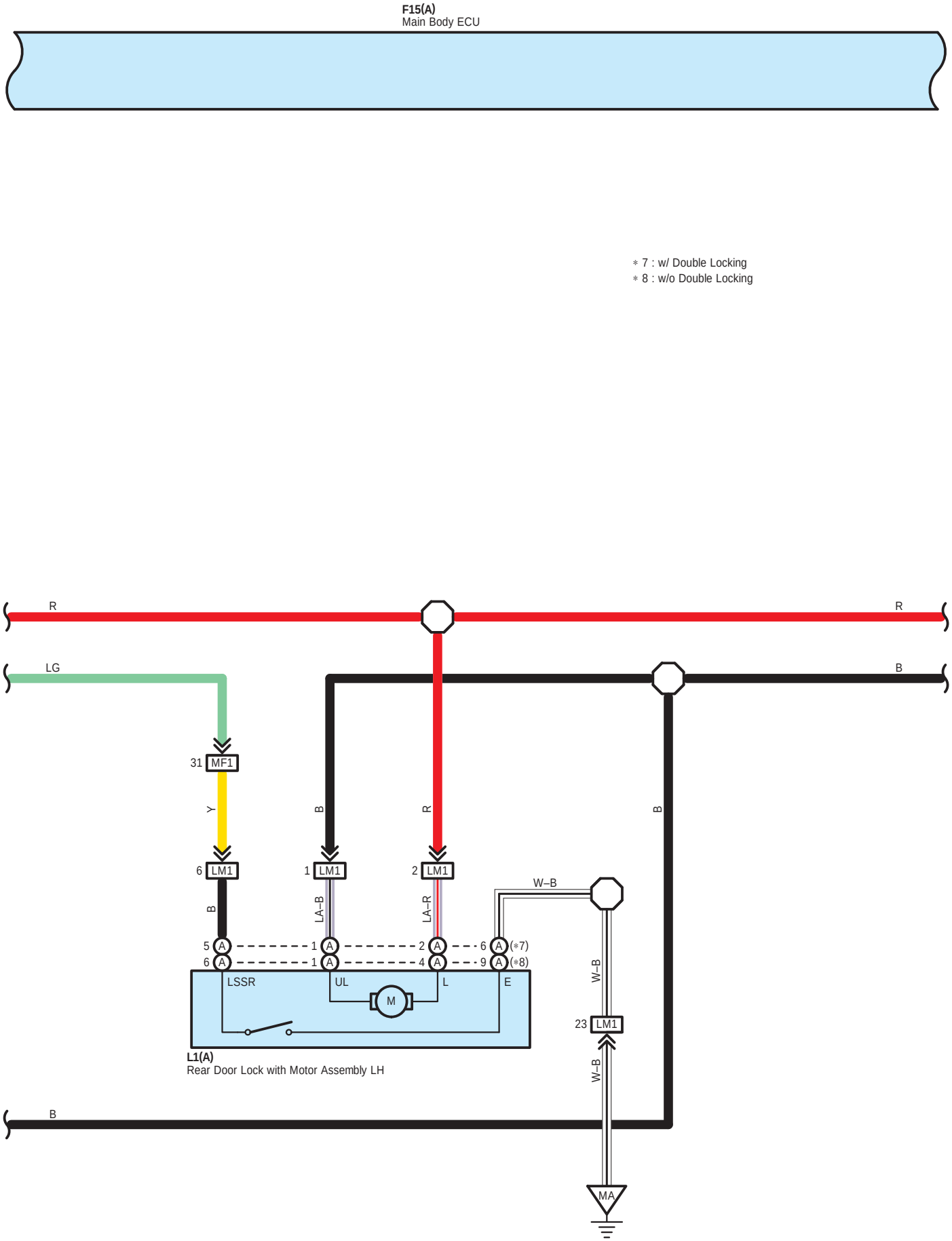
F15(A)
Main Body ECU
∗ 7 : w/ Double Locking
∗ 8 : w/o Double Locking
R
R
LG
B
31 MF1
Y
B
R
B
6 LM1
1 LM1
2 LM1
B
LA–B
LA–R
W–B
5 A
6 A
1 A
1 A
2 A
4 A
6 A (∗7)
9 A (∗8)
LSSR
UL
L
E
M
L1(A)
Rear Door Lock with Motor Assembly LH
W–B
23 LM1
W–B
B
MA

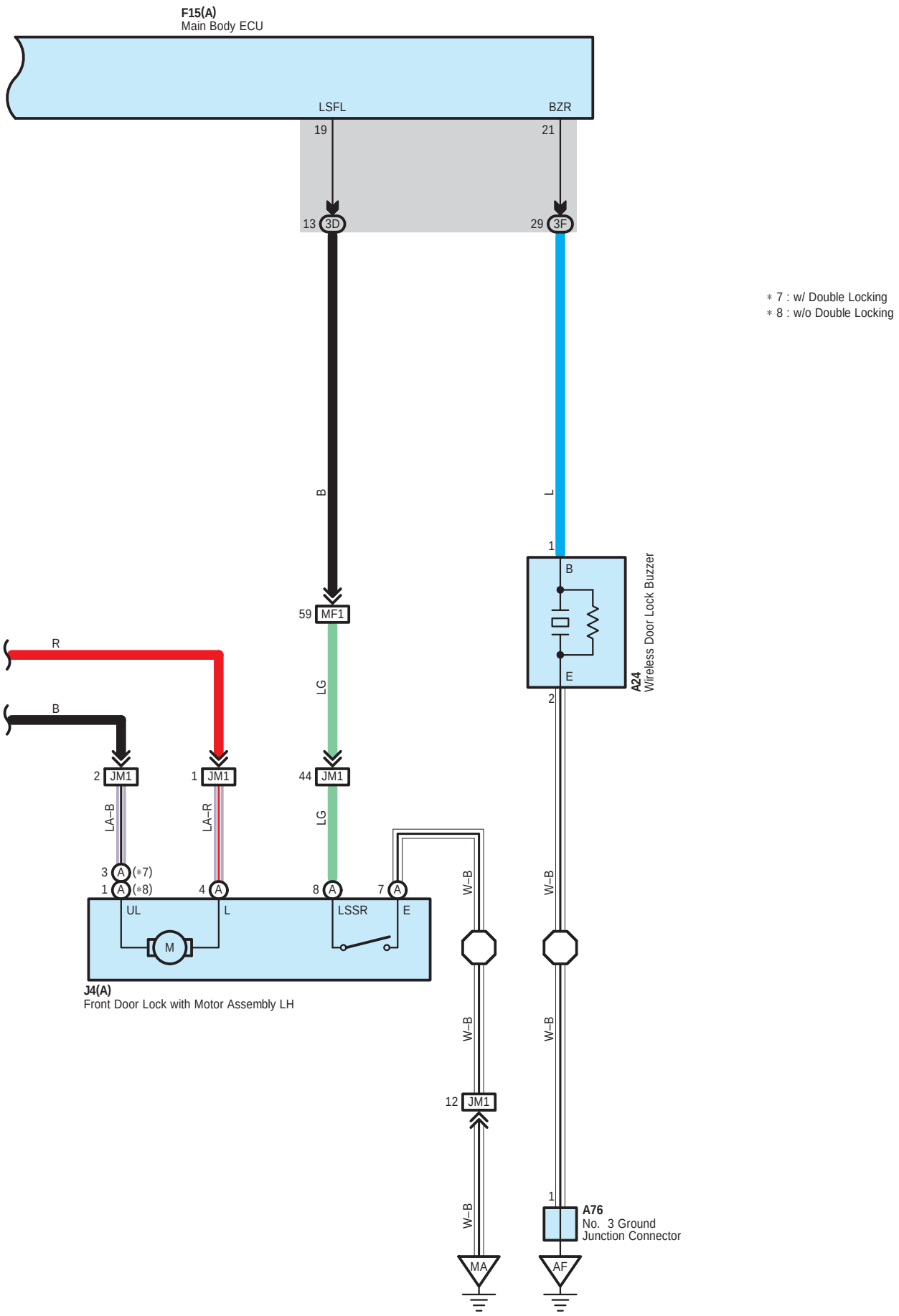
F15(A)
Main Body ECU
LSFL
BZR
19
21
13 3D
29 3F
B
L
1
B
E
2
A24
Wireless Door Lock Buzzer
59 MF1
LG
R
B
2 JM1
1 JM1
44 JM1
LA–B
LA–R
LG
3 A (*7)
1 A (*8)
4 A
8 A
7 A
UL
L
LSSR
E
M
J4(A)
Front Door Lock with Motor Assembly LH
W–B
W–B
W–B
W–B
12 JM1
W–B
1
A76
No. 3 Ground
Junction Connector
MA
AF
* 7 : w/ Double Locking
* 8 : w/o Double Locking

A24
Gray

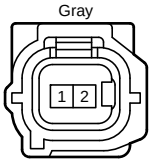

90980-12572

A39
Black

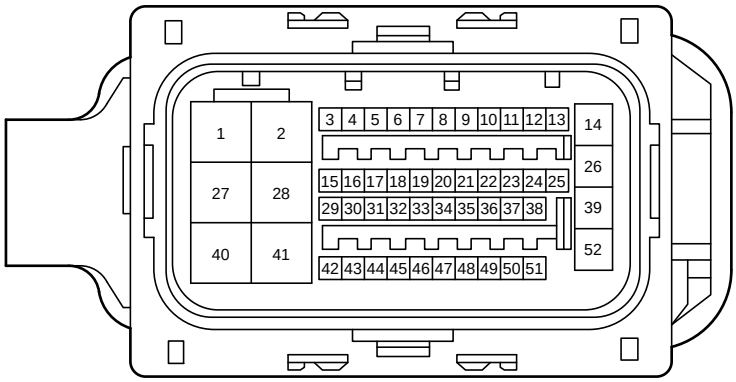

90980-12B87

A45
Black

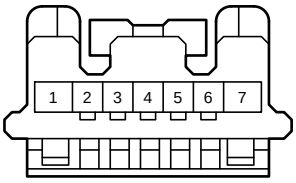

90980-12092

A48
Gray

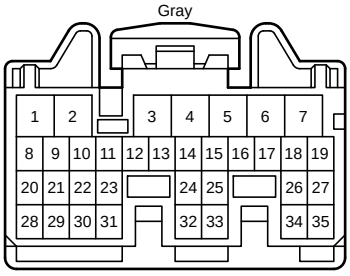

90980-12428

A69
Black

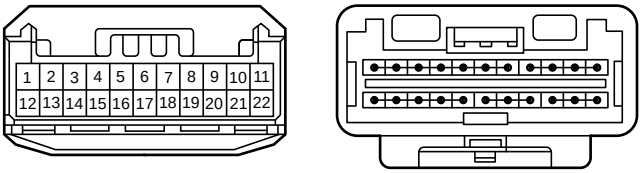

90980-12B54

A76
Black

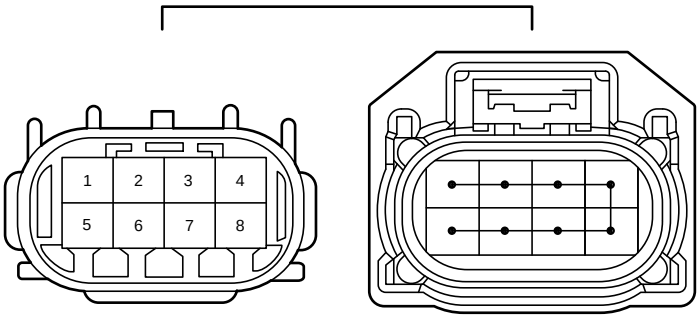

90980-12B56

C36
Black

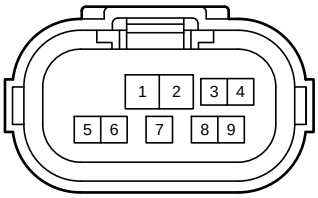

90980-12362

F1
White

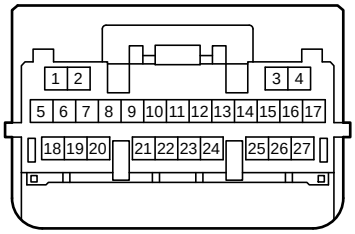

90980-12B78

F2
Gray

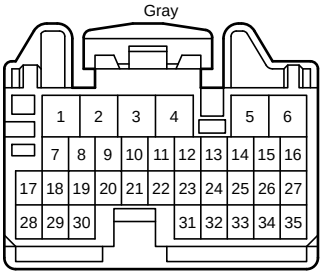

90980-12429

F3
Gray

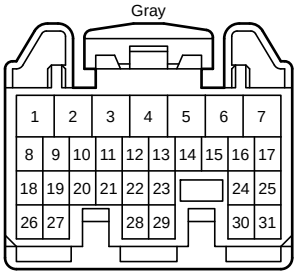

90980-12431

F4
Black

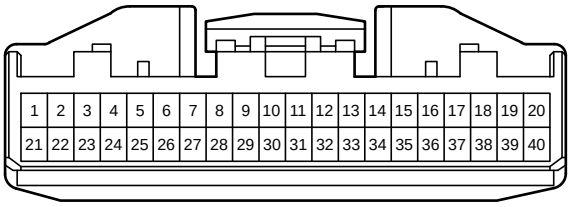

90980-12557

F5
Black

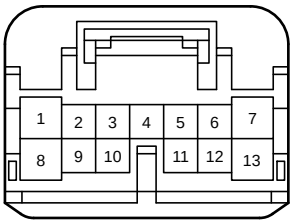

90980-12767

F15
White

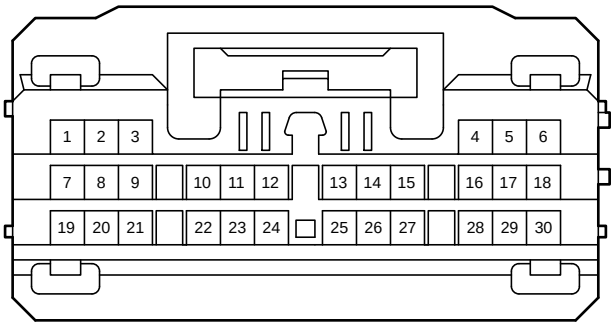

90980-12909

F19
White

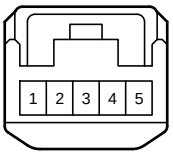

90980-12366

F21
White

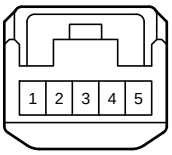

90980-12366

F58
White

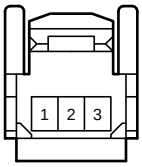

90980-12795

F59
Black

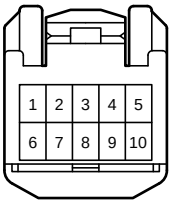

90980-12361

F74
Black

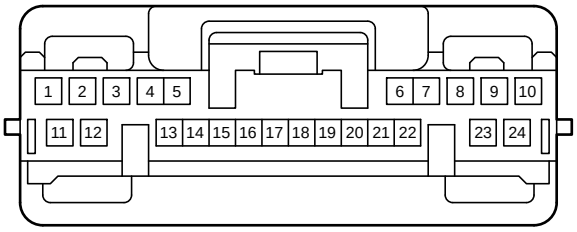

90980-12912

F78
Black

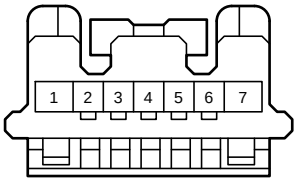

90980-12092

F81
White



90980-12553

F93
Black

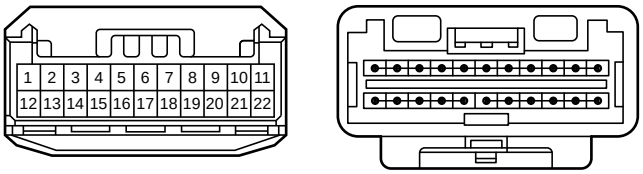

90980-12B54

F99
Black

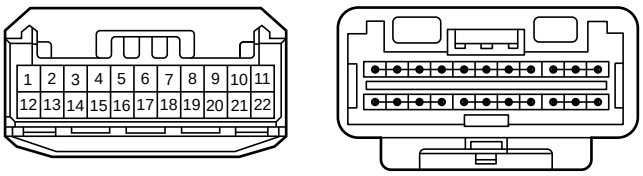

90980-12B54

F101
Black

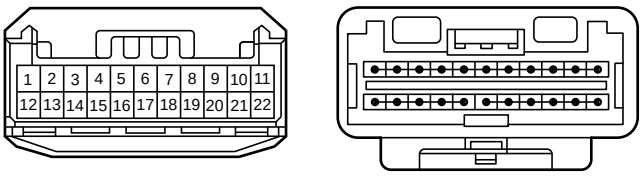

90980-12B54

F102
Black

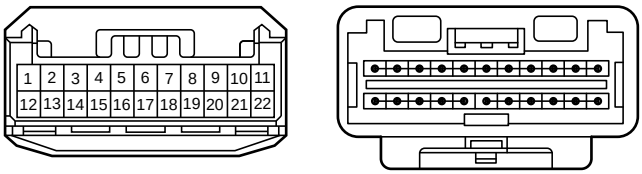

90980-12B54

F103
White

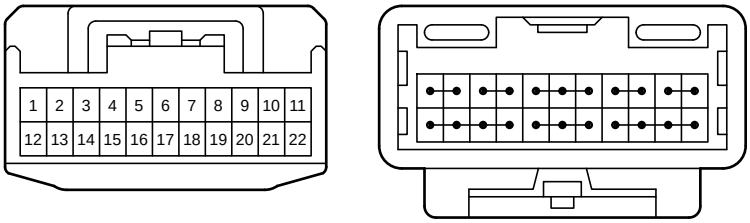

90980-12372

F104
White

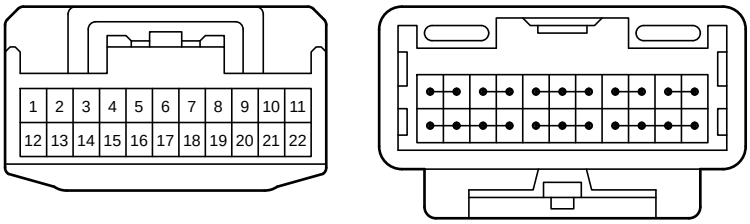

90980-12372

F105
White

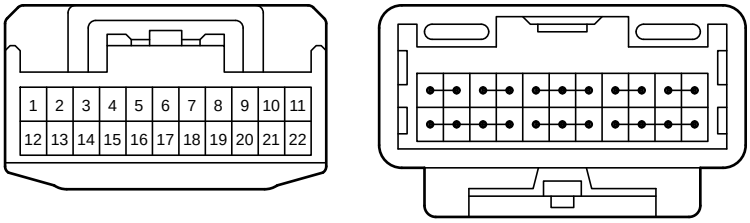

90980-12372

F106
White

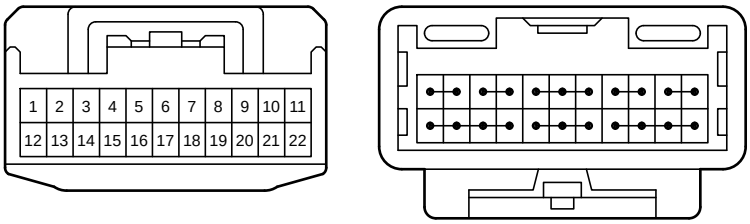

90980-12372

F107
White

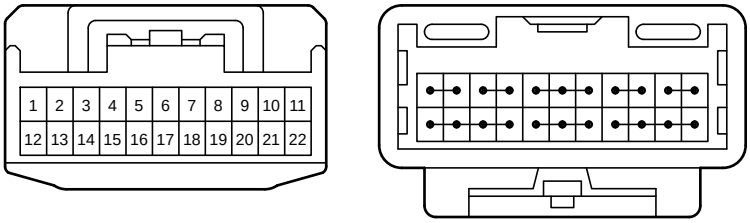

90980-12372

F108
White

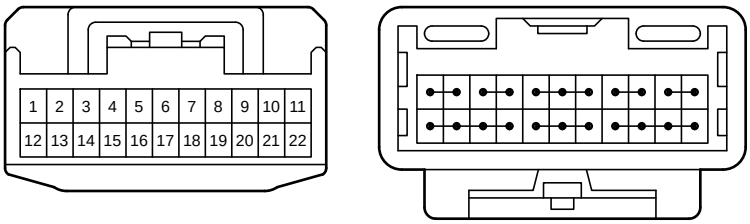

90980-12372

F113
Black

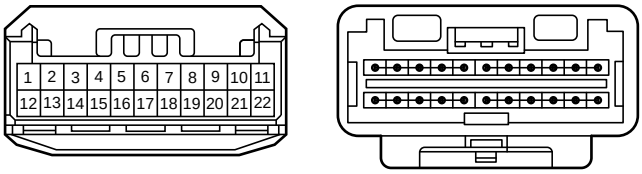

90980-12B54

F114
Black

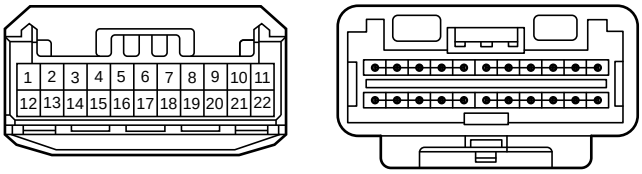

90980-12B54

F115
Black

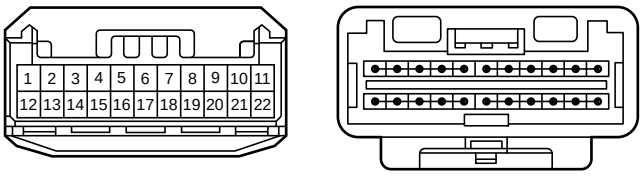

90980-12B54

F118
White

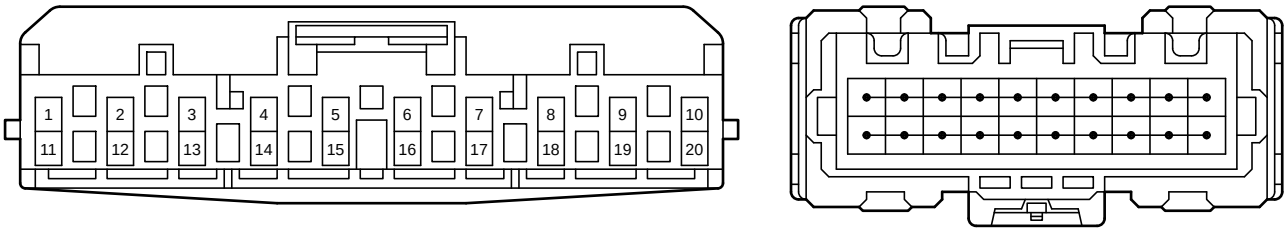

90980-12A58

F121
Black

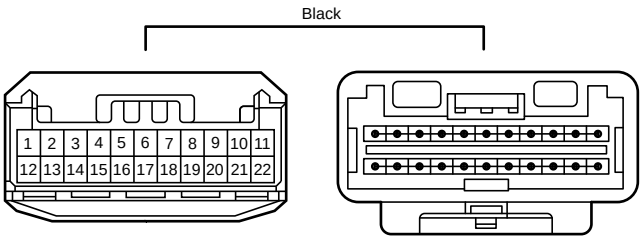

90980-12B54

I3
White

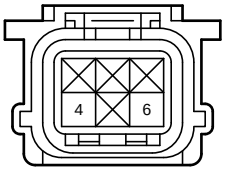

90980-12A30

I4
White

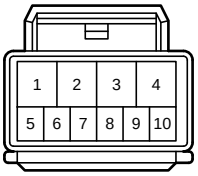

90980-12226

J3
White

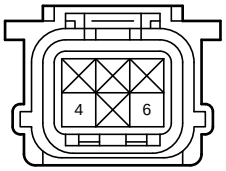

90980-12A30

J4
White

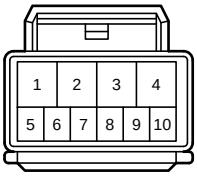

90980-12226

K1
White

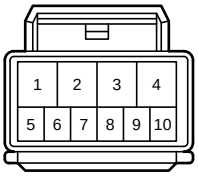

90980-12226

L1
White

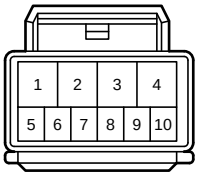

90980-12226

M10
White

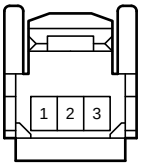

90980-12795

M11
Black

90980-10871

M16
Black

90980-10871

M23
White



90980-12552

M36
Black

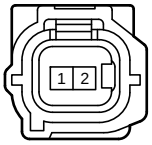

90980-12416

M37
White

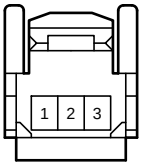

90980-12795

M54
Black

90980-10871

M58
Black

90980-10871

M67
White

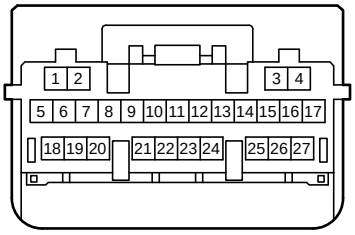

90980-12B77

M82
Black

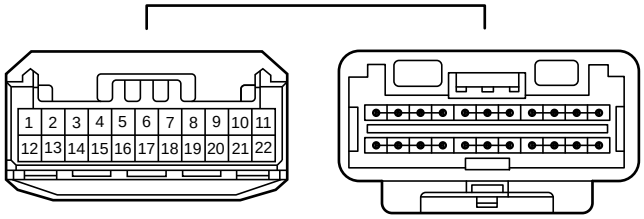

90980-12B54

M83
Black

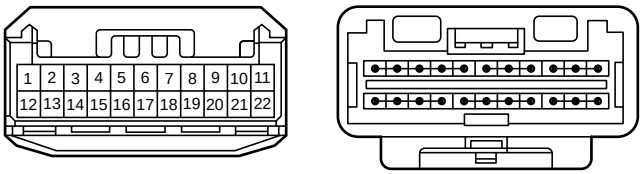

90980-12B54

M93
Black

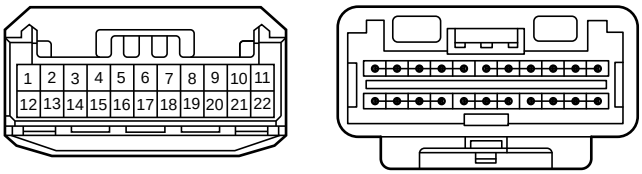

90980-12B54

R2
White



90980-12552

R3
Gray

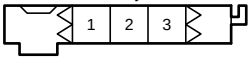

S8
Black

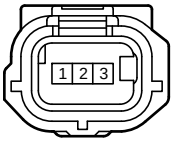

90980-12353

S9
Black

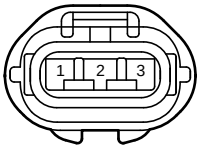

90980-11349

3A
White

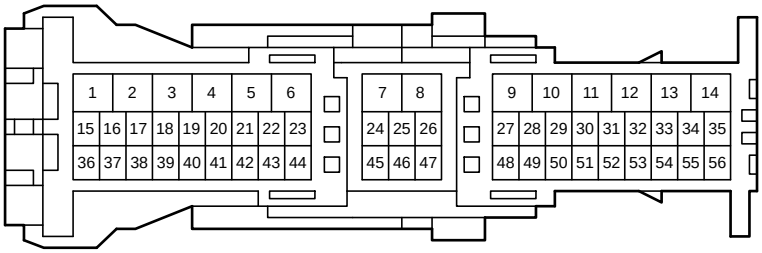

90980-12943

3D
White

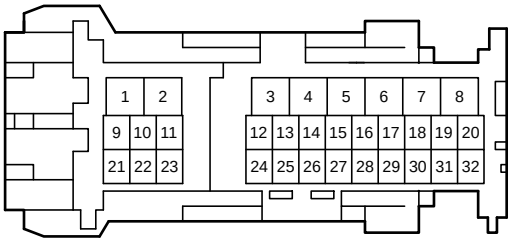

90980-12A48

3F
White

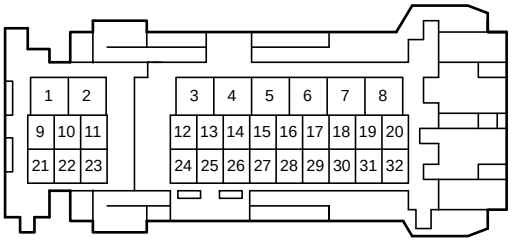

90980-12A47

3H
White

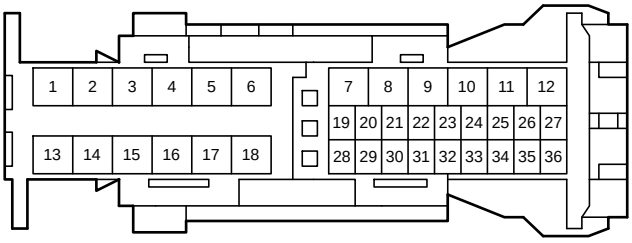

90980-12944

AF1
Gray

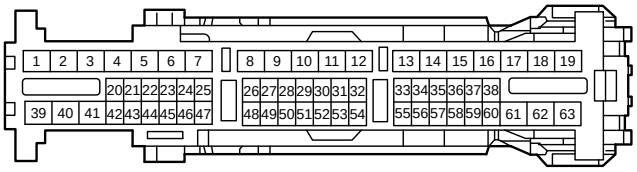

90980-12B20

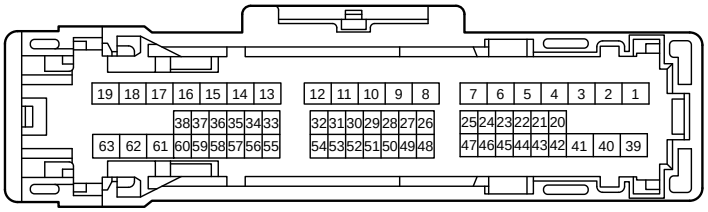

90980-12B19

AF4
Gray

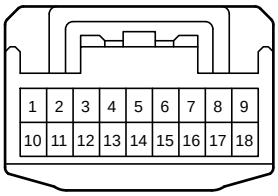

90980-12412

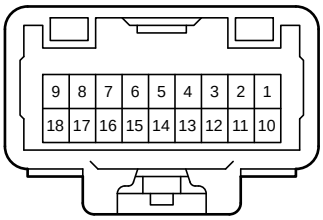

90980-12411

AF8
White

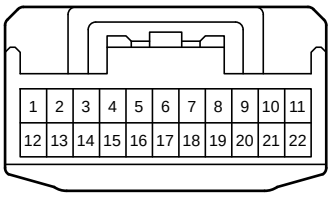

90980-12372

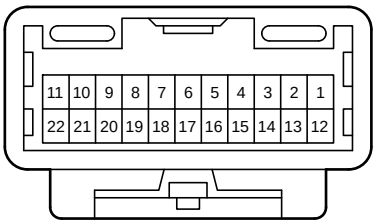

90980-12371

AM6
White

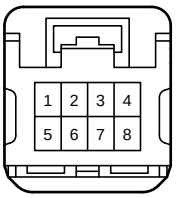

90980-12735

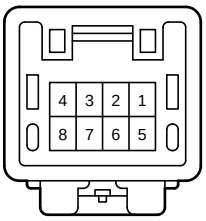

90980-12734

CA4
Black

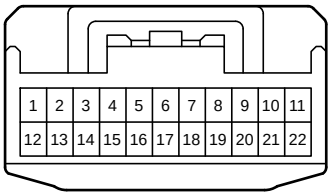

90980-12372

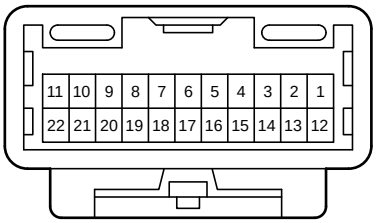

90980-12371

FR1
White

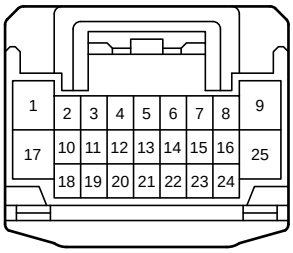

90980-12414

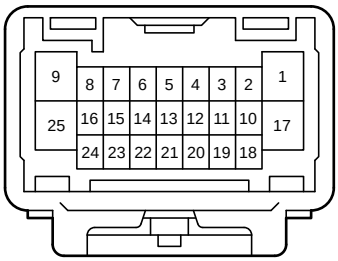

90980-12413

IM1
White

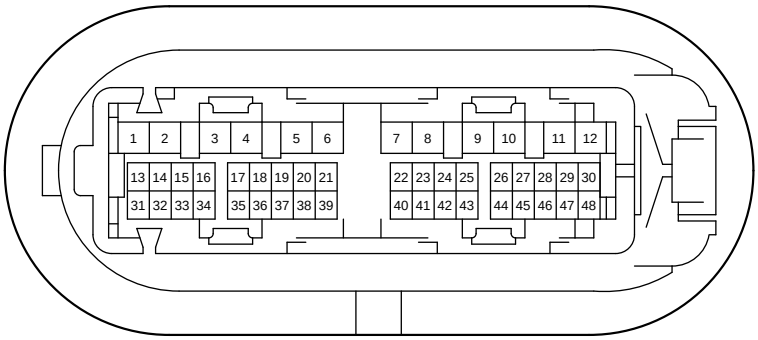

90980-12A09

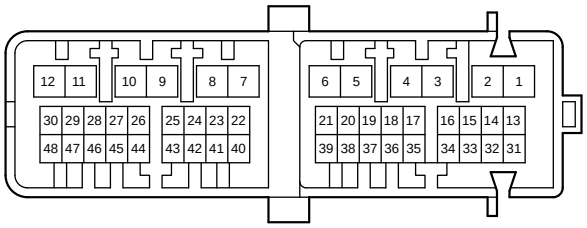

90980-12A06

JM1
White

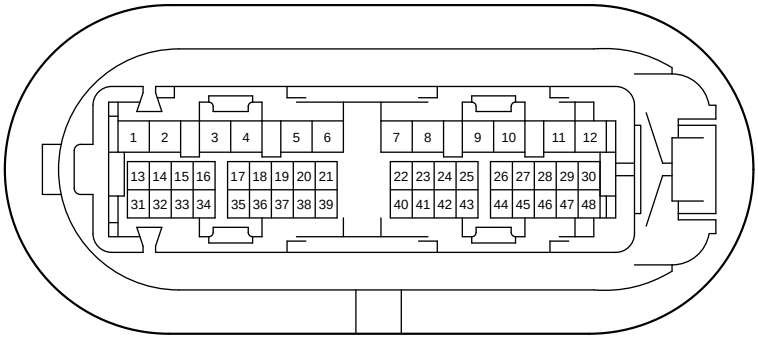

90980-12A09

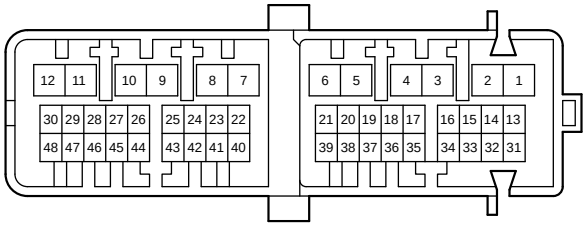

90980-12A06

KM1
White

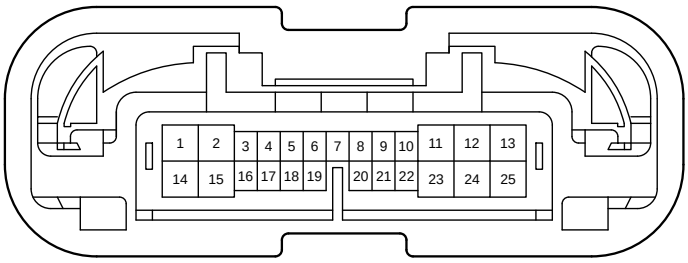

90980-12802

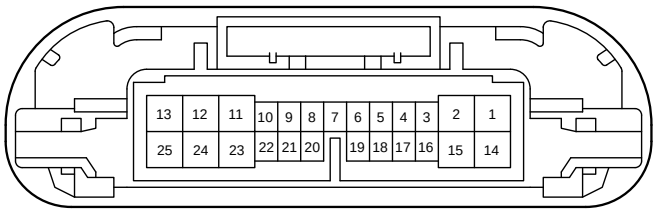

90980-12801

LM1
White

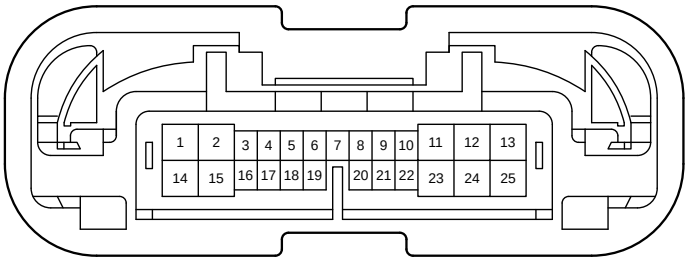

90980-12802

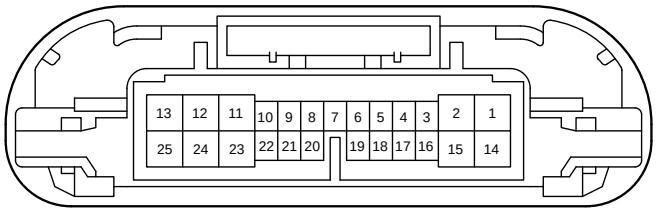

90980-12801

MF1
White

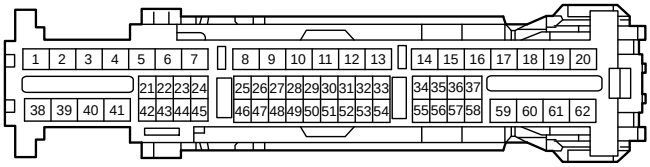

90980-12B22

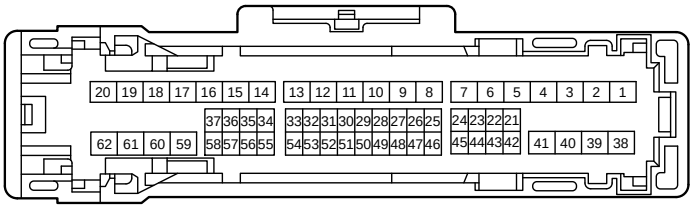

90980-12B21

MF2
White

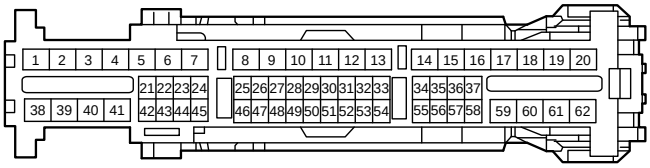

90980-12B22

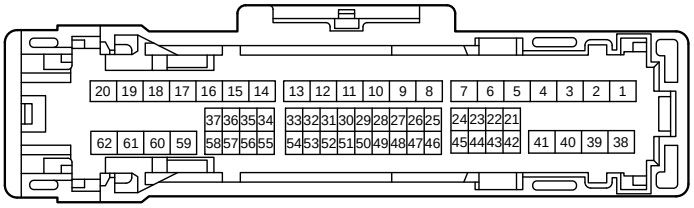

90980-12B21

MF3
White

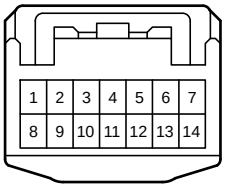

90980-12370

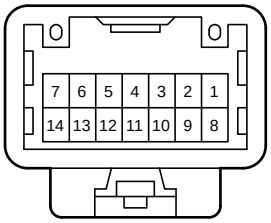

90980-12369

MF4
White

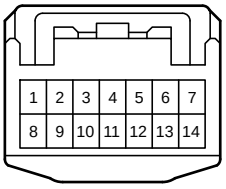

90980-12370

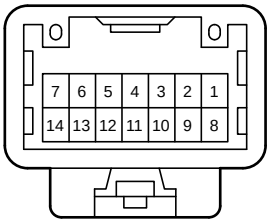

90980-12369

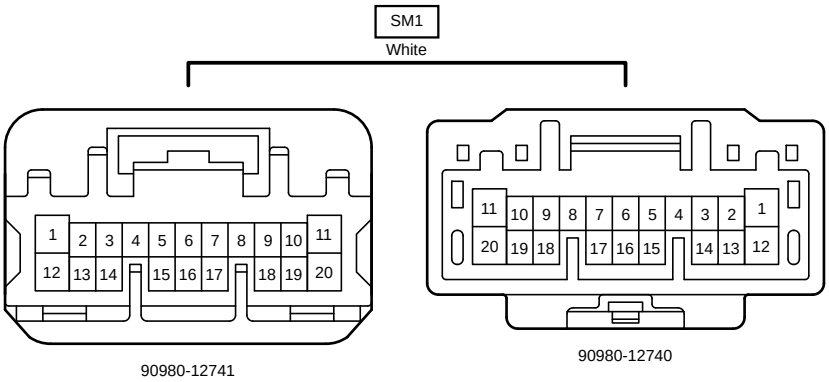
SM1
White
1
2
3
4
5
6
7
8
9
10
11
12
13
14
15
16
17
18
19
20
90980-12741
11
10
9
8
7
6
5
4
3
2
1
20
19
18
17
16
15
14
13
12
90980-12740