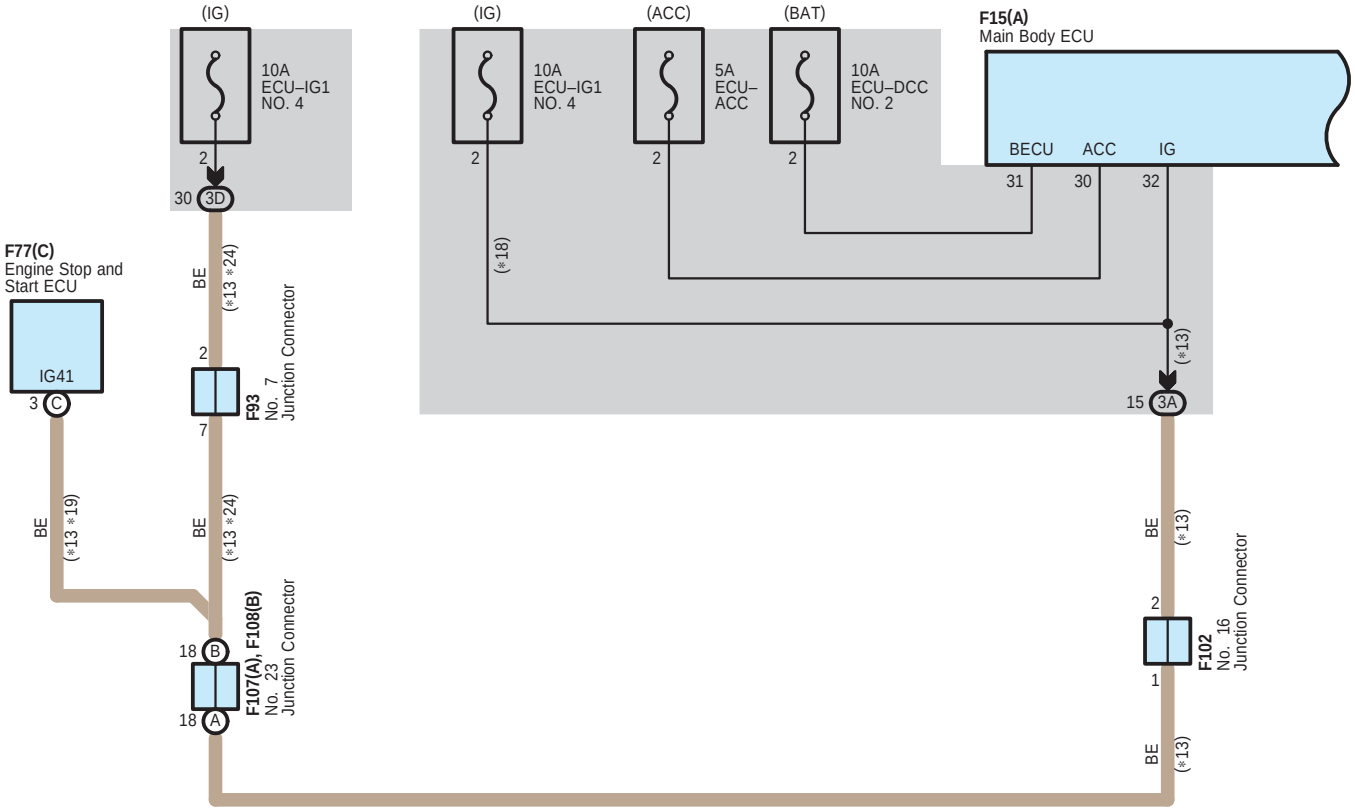

∗13 : Except Australia
∗18 : Australia
∗19 : w/ Stop & Start System
∗24 : w/o Stop & Start System

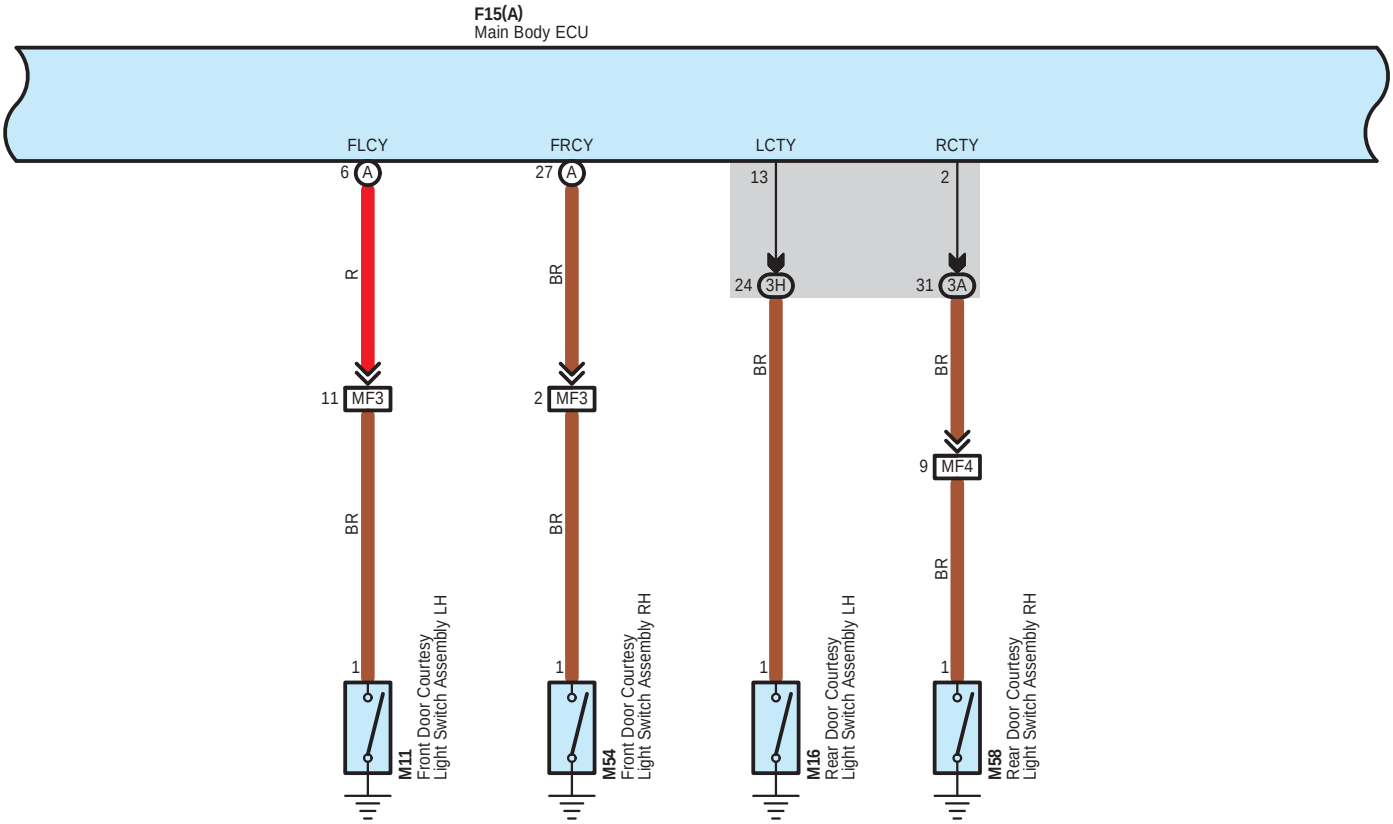
F15(A)
Main Body ECU
FLCY
FRCY
LCTY
RCTY
6 A
27 A
13
2
24 3H
31 3A
R
BR
BR
BR
11 MF3
2 MF3
9 MF4
BR
BR
BR
BR
1
1
1
1
M11
Front Door Courtesy
Light Switch Assembly LH
M54
Front Door Courtesy
Light Switch Assembly RH
M16
Rear Door Courtesy
Light Switch Assembly LH
M58
Rear Door Courtesy
Light Switch Assembly RH

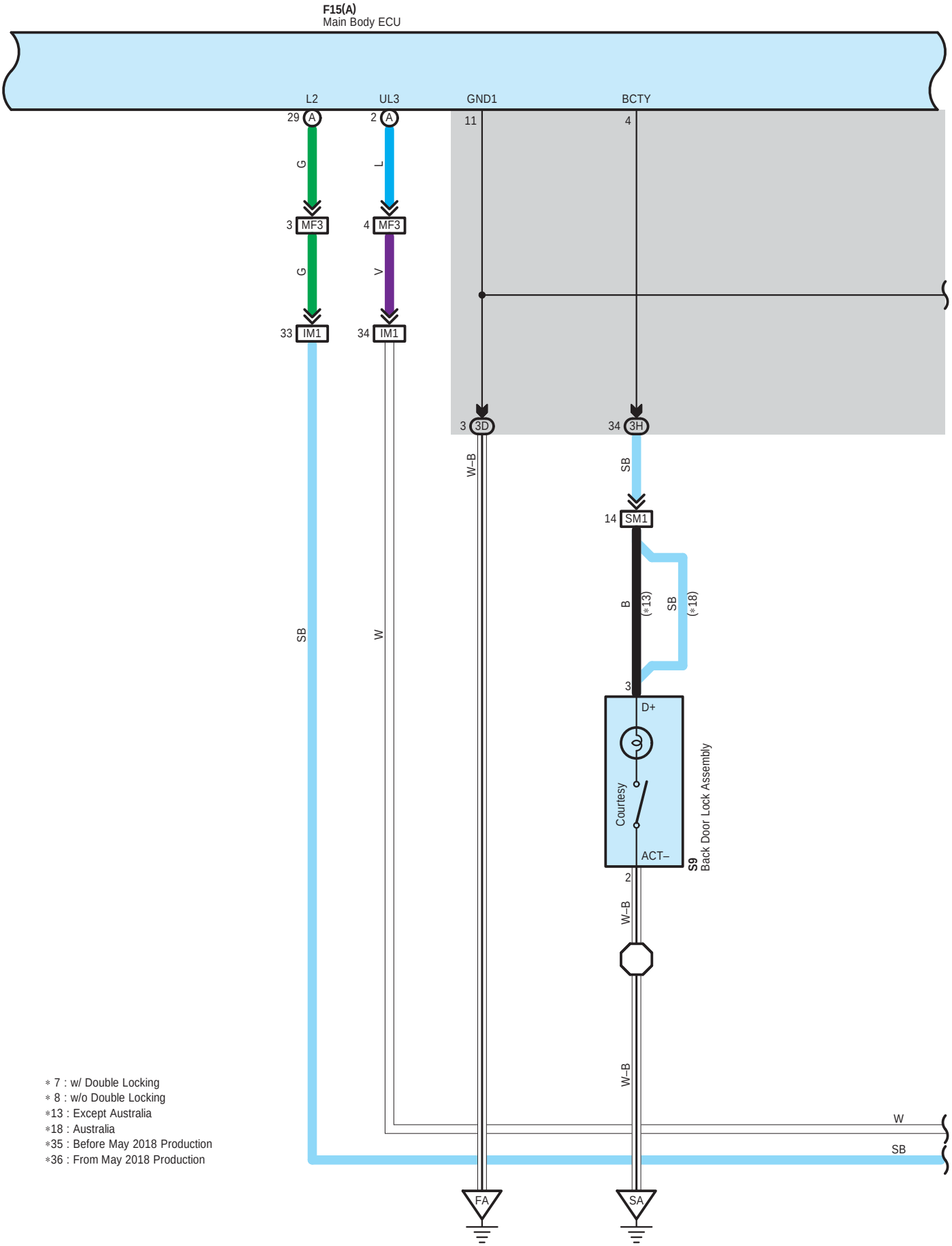

* 7 : w/ Double Locking
* 8 : w/o Double Locking
*13 : Except Australia
*18 : Australia
*35 : Before May 2018 Production
*36 : From May 2018 Production

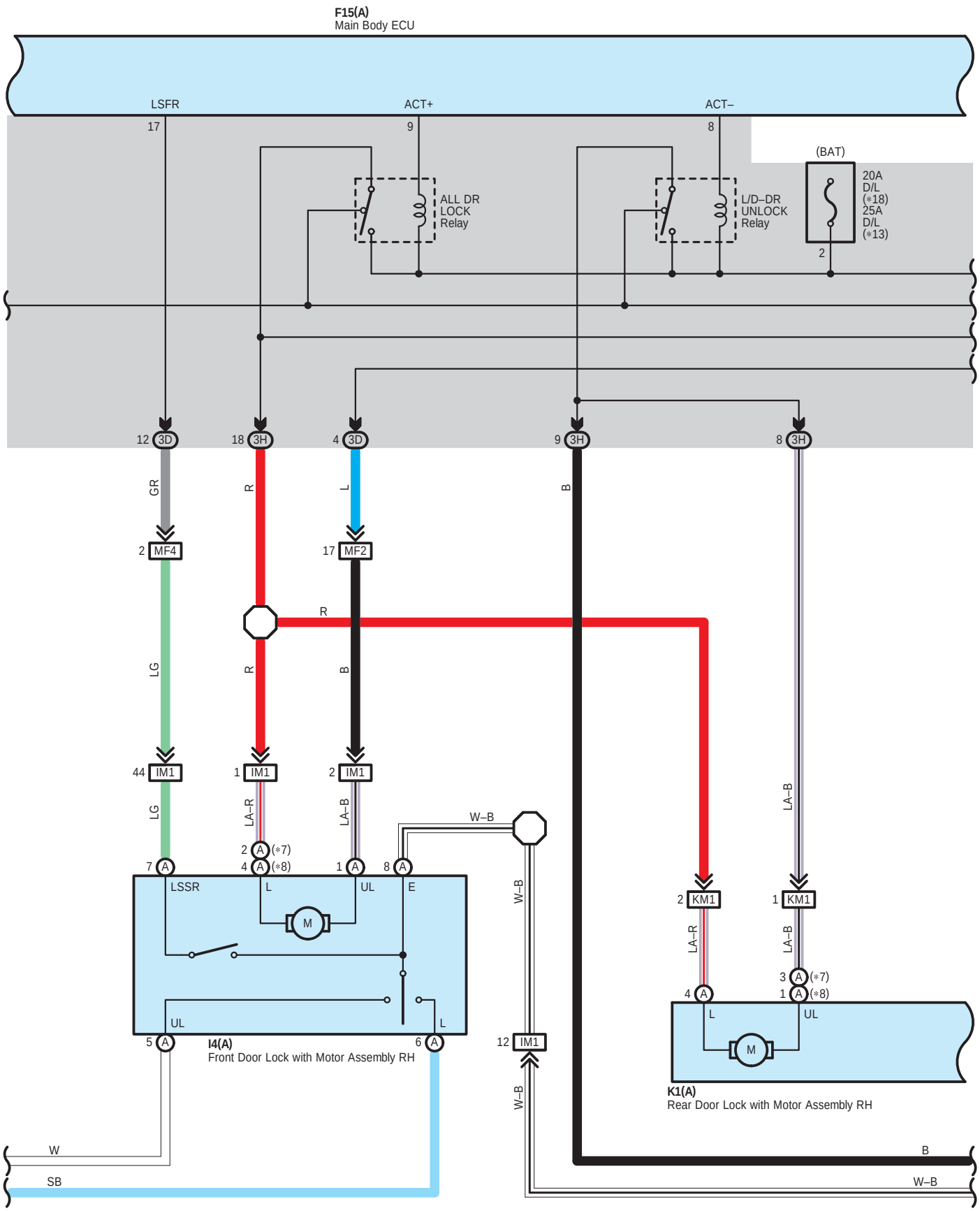
F15(A)
Main Body ECU
LSFR
ACT+
ACT–
17
9
8
(BAT)
ALL DR
LOCK
Relay
L/D–DR
UNLOCK
Relay
20A
D/L
(*18)
25A
D/L
(*13)
2
12 3D
18 3H
4 3D
9 3H
8 3H
GR
R
L
B
2 MF4
17 MF2
R
LG
R
B
44 IM1
1 IM1
2 IM1
LG
LA–R
LA–B
W–B
LA–B
2 A (*7)
4 A (*8)
7 A
1 A
8 A
LSSR
L
UL
E
M
W–B
2 KM1
1 KM1
LA–R
LA–B
3 A (*7)
1 A (*8)
4 A
L
UL
M
UL
L
5 A
6 A
I4(A)
Front Door Lock with Motor Assembly RH
12 IM1
W–B
K1(A)
Rear Door Lock with Motor Assembly RH
W
SB
B
W–B

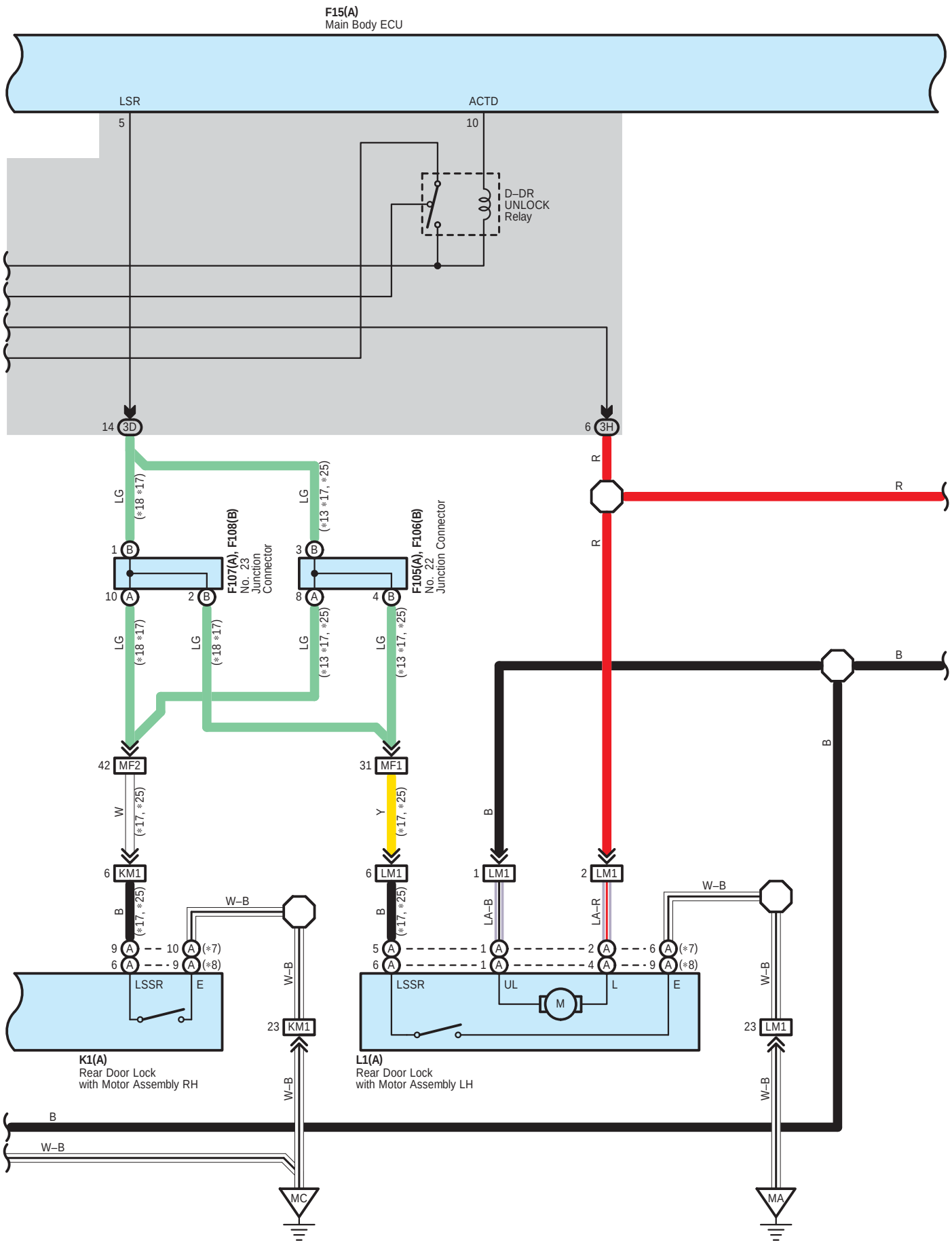
F15(A)
Main Body ECU
LSR
5
ACTD
10
D–DR
UNLOCK
Relay
14 3D
6 3H
LG
(*18 *17)
LG
(*13 *17, *25)
R
R
R
F107(A), F108(B)
No. 23
Junction
Connector
F105(A), F106(B)
No. 22
Junction Connector
1 B
10 A
2 B
3 B
8 A
4 B
LG
(*18 *17)
LG
(*18 *17)
LG
(*13 *17, *25)
LG
(*13 *17, *25)
B
B
42 MF2
31 MF1
W
(*17, *25)
Y
(*17, *25)
B
6 KM1
6 LM1
1 LM1
2 LM1
B
(*17, *25)
B
(*17, *25)
LA–B
LA–R
W–B
W–B
9 A
10 A (*7)
6 A
9 A (*8)
5 A
1 A
6 A
1 A
2 A
4 A
6 A (*7)
9 A (*8)
LSSR
E
LSSR
UL
L
E
M
W–B
W–B
23 KM1
23 LM1
K1(A)
Rear Door Lock
with Motor Assembly RH
L1(A)
Rear Door Lock
with Motor Assembly LH
W–B
W–B
B
W–B
MC
MA

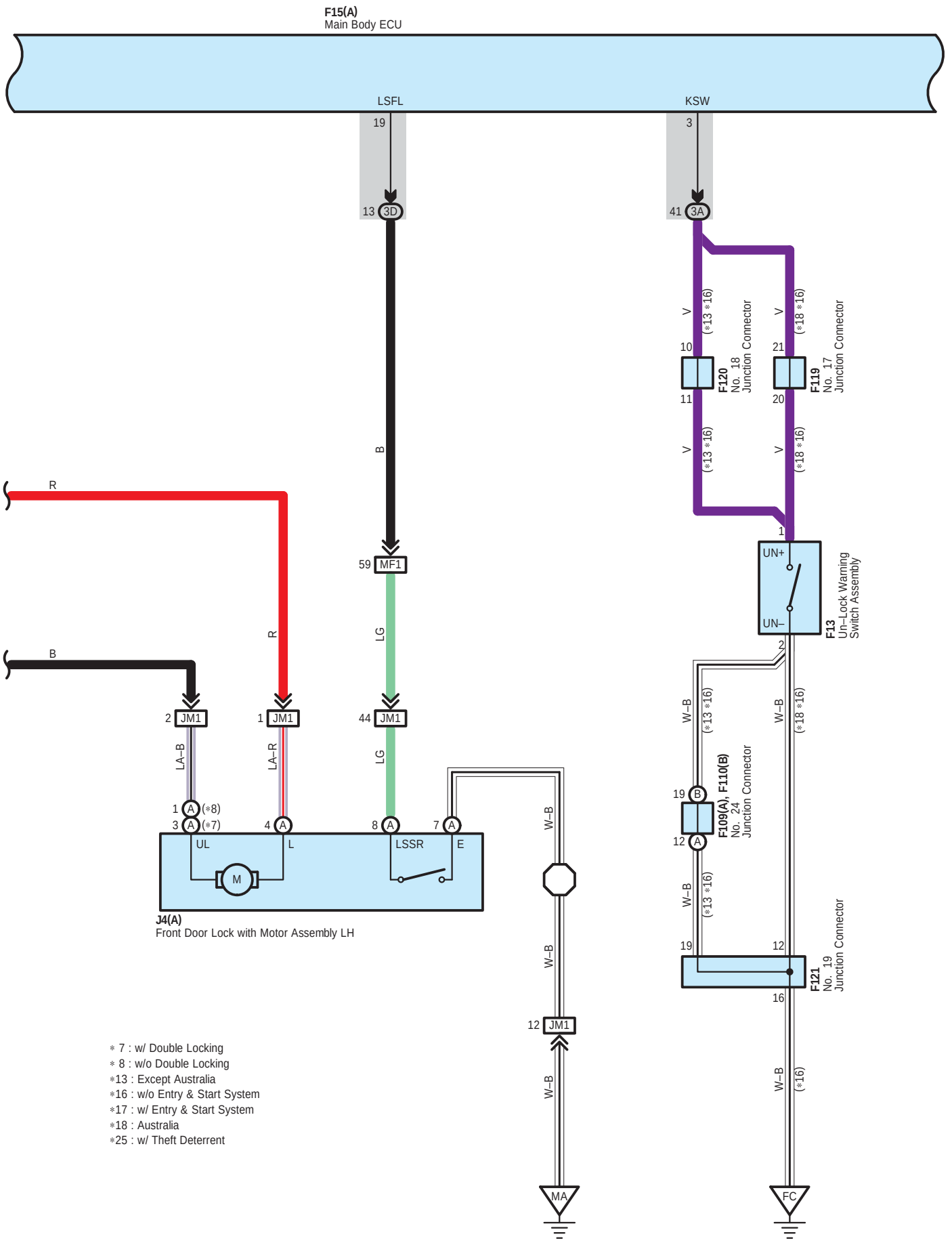
F15(A)
Main Body ECU
LSFL
KSW
19
3
13 3D
41 3A
B
59 MF1
LG
44 JM1
R
B
2 JM1
1 JM1
LA–B
LA–R
1 A (*8)
3 A (*7)
4 A
8 A
7 A
UL
L
LSSR
E
M
J4(A)
Front Door Lock with Motor Assembly LH
W–B
12 JM1
MA
V
(*13 *16)
10
11
F120
No. 18
Junction Connector
21
20
F119
No. 17
Junction Connector
(*18 *16)
1
UN+
UN–
2
F13
Un–Lock Warning
Switch Assembly
19 B
12 A
F109(A), F110(B)
No. 24
Junction Connector
19
12
16
F121
No. 19
Junction Connector
(*16)
FC
* 7 : w/ Double Locking
* 8 : w/o Double Locking
*13 : Except Australia
*16 : w/o Entry & Start System
*17 : w/ Entry & Start System
*18 : Australia
*25 : w/ Theft Deterrent

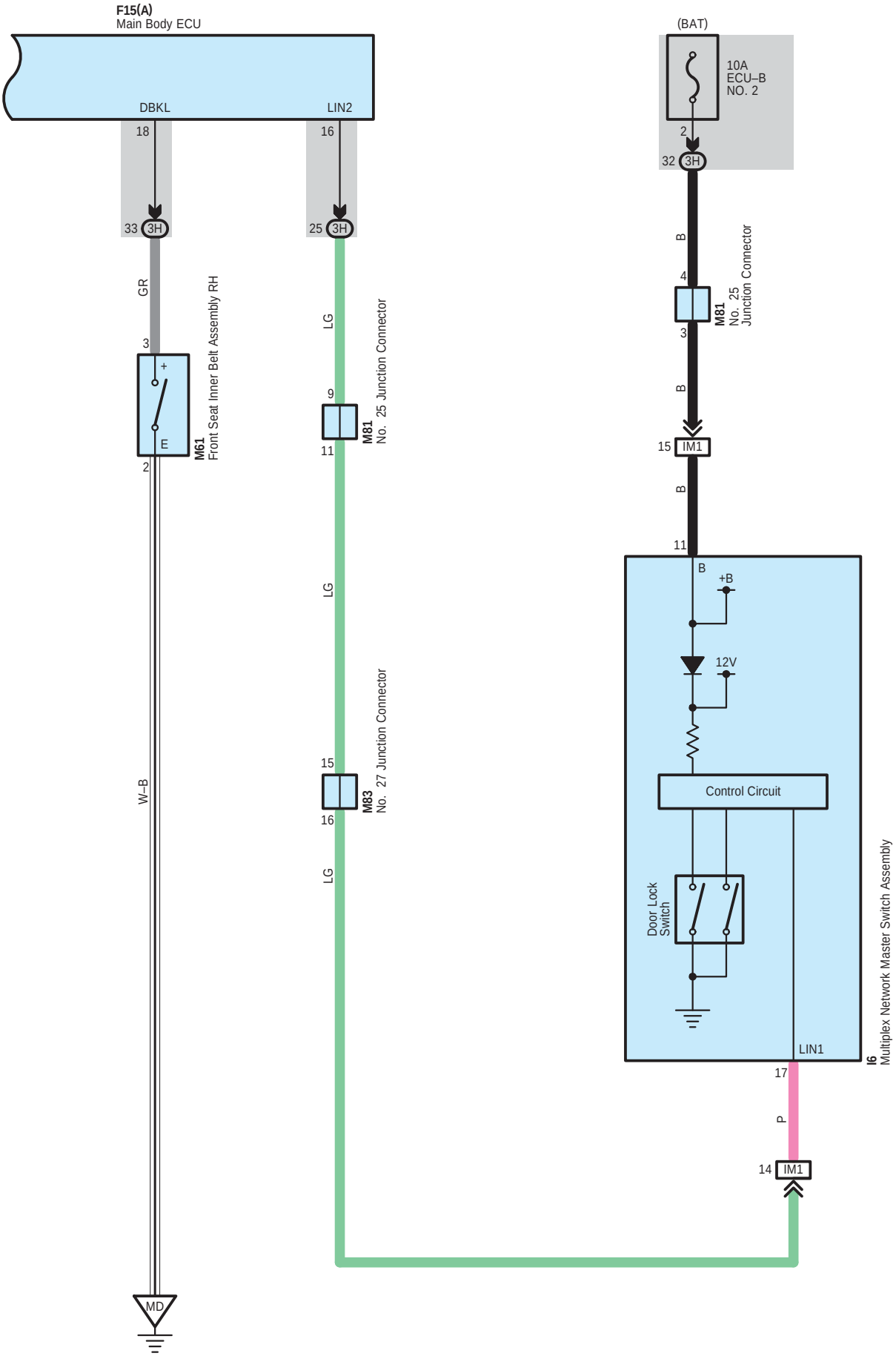
F15(A)
Main Body ECU
DBKL
LIN2
18
16
33 3H
25 3H
GR
LG
3
9
11
M61
Front Seat Inner Belt Assembly RH
M81
No. 25 Junction Connector
2
LG
15
16
M83
No. 27 Junction Connector
W–B
LG
MD
(BAT)
10A
ECU–B
NO. 2
2
32 3H
B
4
3
M81
No. 25
Junction Connector
B
15 IM1
B
11
B
+B
12V
Control Circuit
Door Lock
Switch
LIN1
I6
Multiplex Network Master Switch Assembly
17
P
14 IM1

F13
White

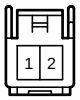

90980-12063

F15
White

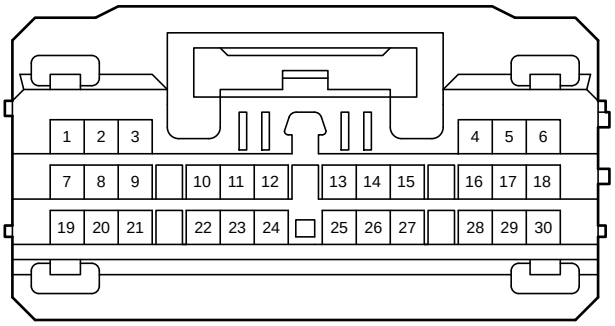

90980-12909

F77
Black

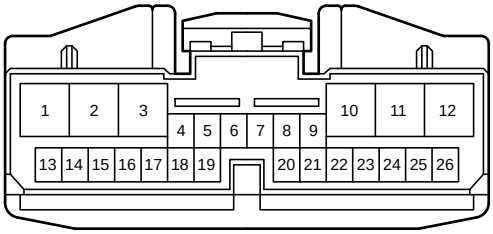

82824-12510

F93
Black

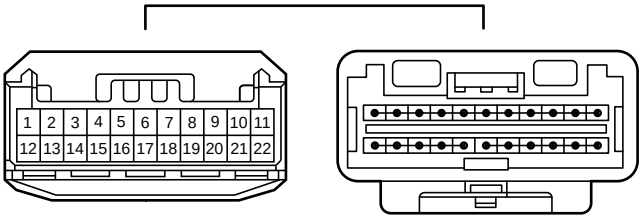

90980-12B54

F102
Black

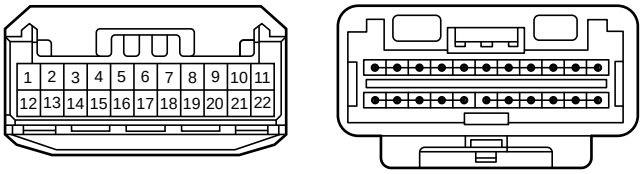

90980-12B54

F105
White

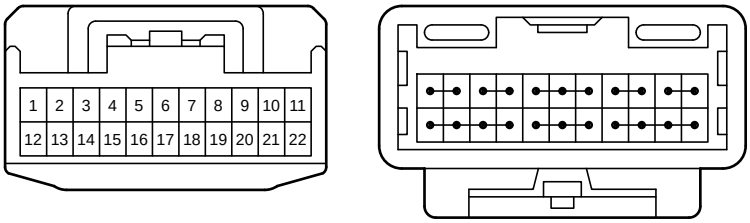

90980-12372

F106
White

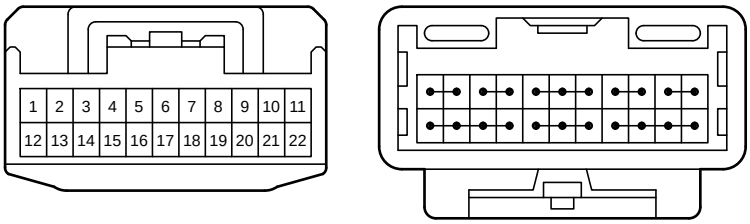

90980-12372

F107
White

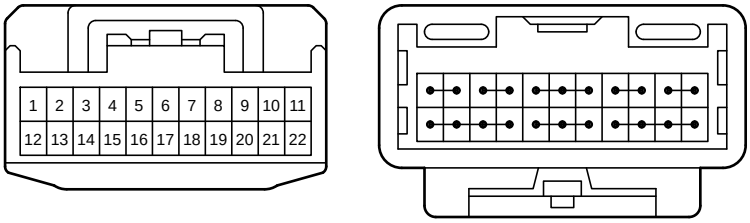

90980-12372

F108
White

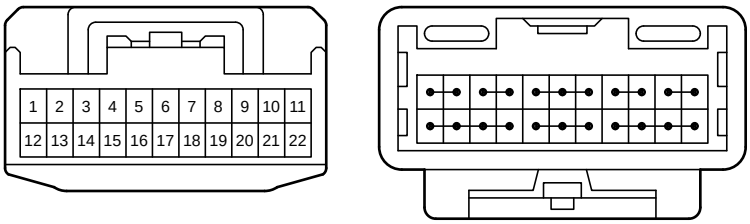

90980-12372

F109
Black

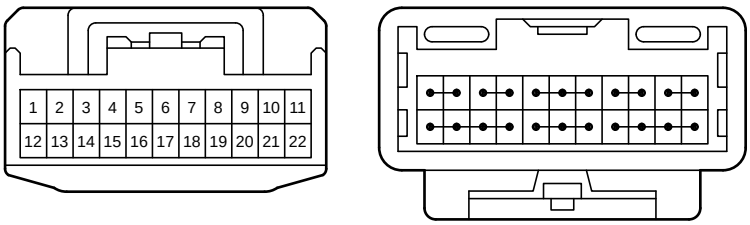

90980-12372

F110
Black

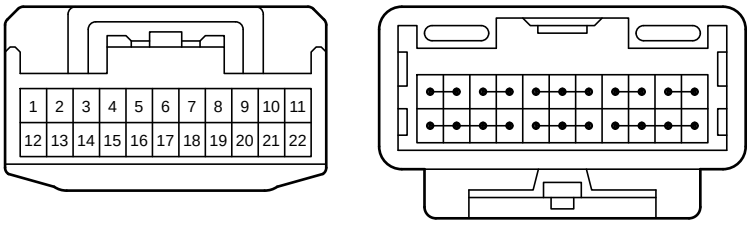

90980-12372

F119
Black

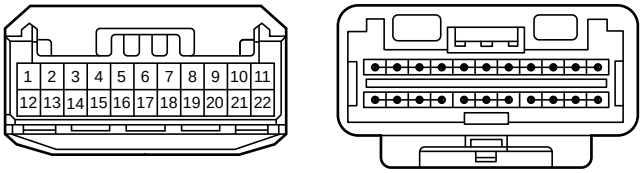

90980-12B54

F120
Black

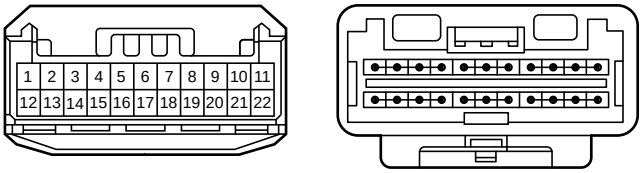

90980-12B54

F121
Black

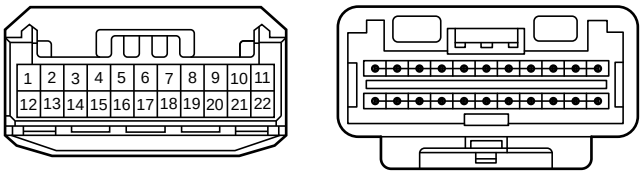

90980-12B54

I4
White

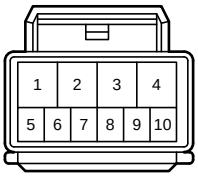

90980-12226

I6
White

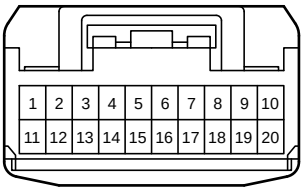

90980-12460

J4
White

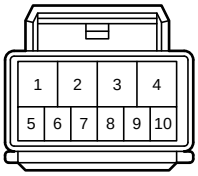

90980-12226

K1
White

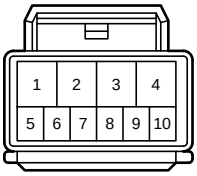

90980-12226

L1
White

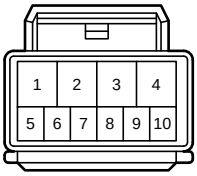

90980-12226

M11
Black

90980-10871

M16
Black

90980-10871

M54
Black

90980-10871

M58
Black

90980-10871

M61
White

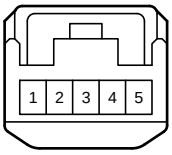

90980-12366

M81
Black

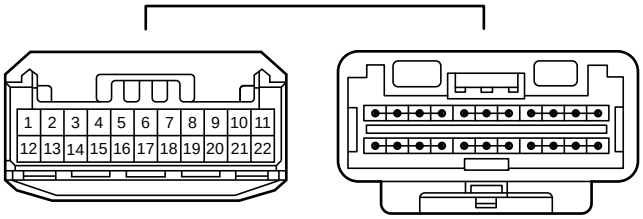

90980-12B54

M83
Black

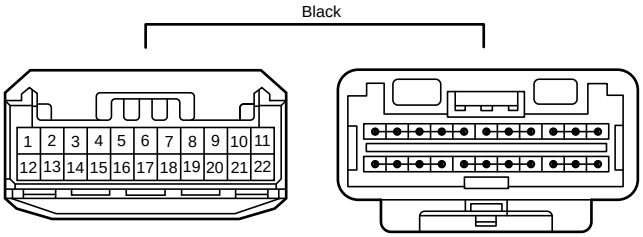

90980-12B54

S9
Black

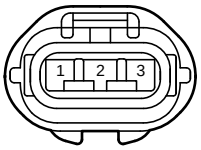

90980-11349

3A
White

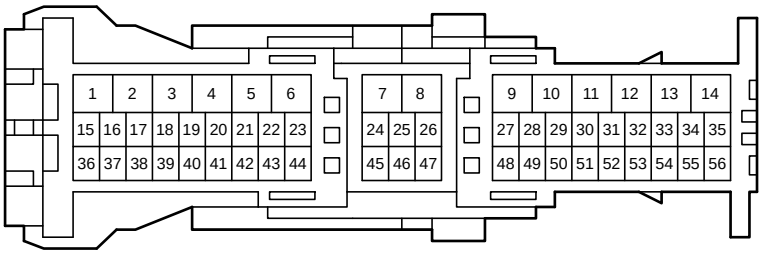

90980-12943

3D
White

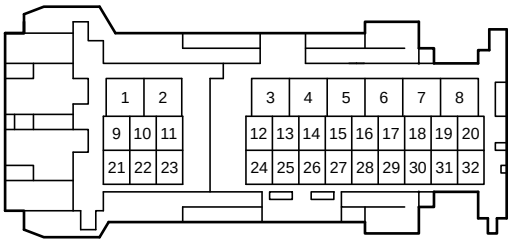

90980-12A48

3H
White

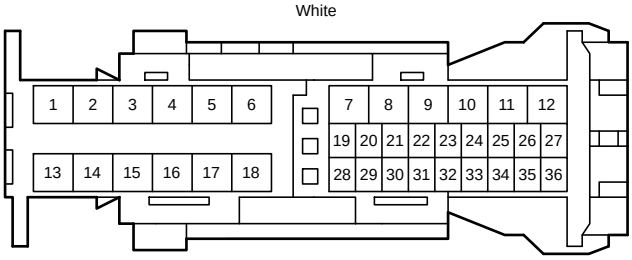

90980-12944

IM1
White

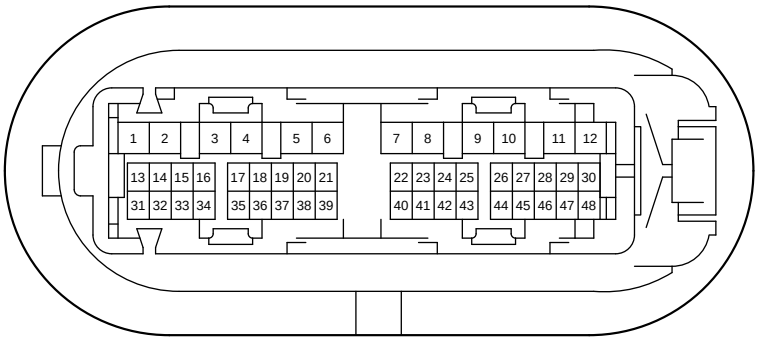

90980-12A09

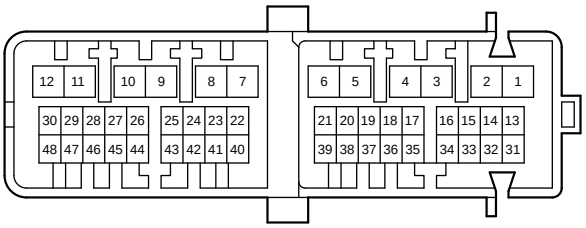

90980-12A06

JM1
White

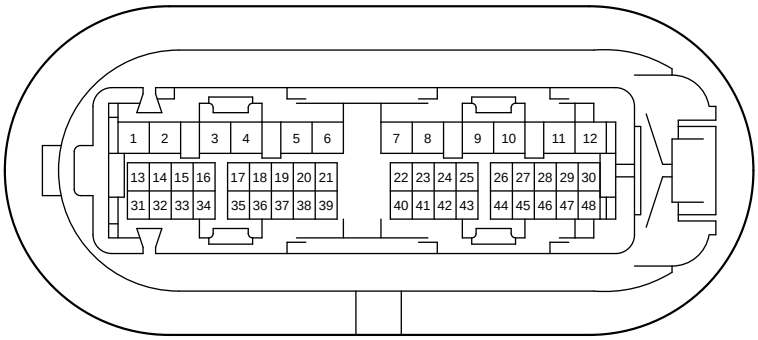

90980-12A09

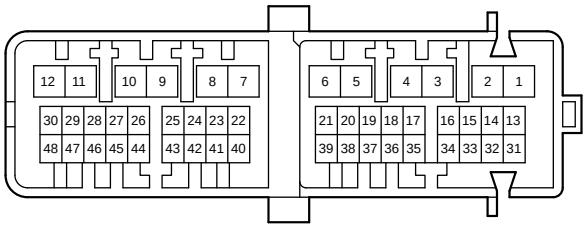

90980-12A06

KM1
White

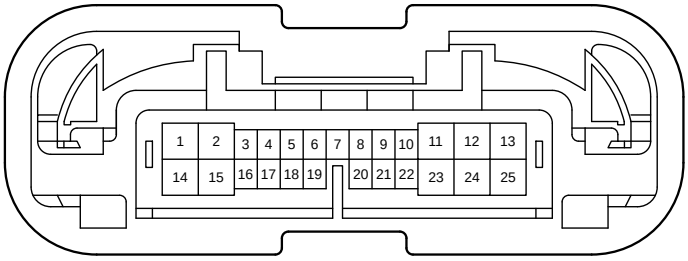

90980-12802

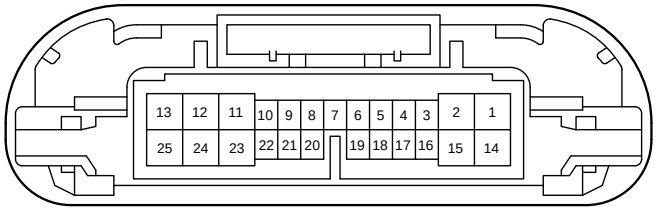

90980-12801

LM1
White

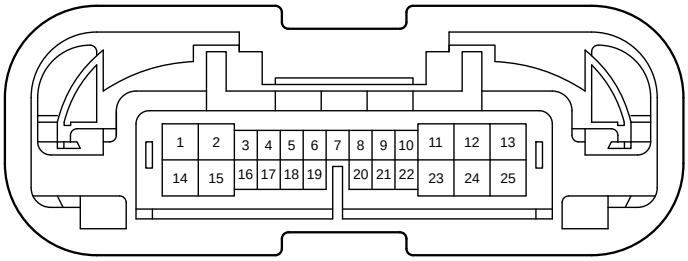

90980-12802

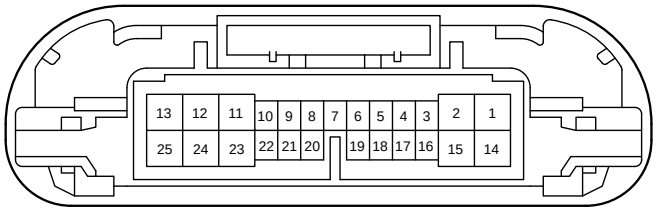

90980-12801

MF1
White

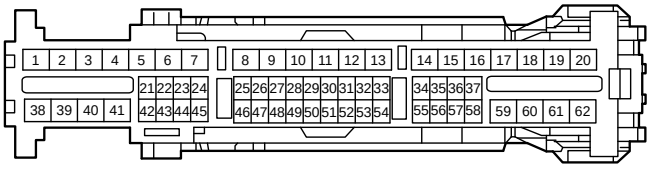

90980-12B22

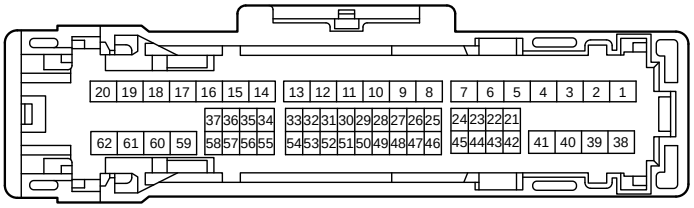

90980-12B21

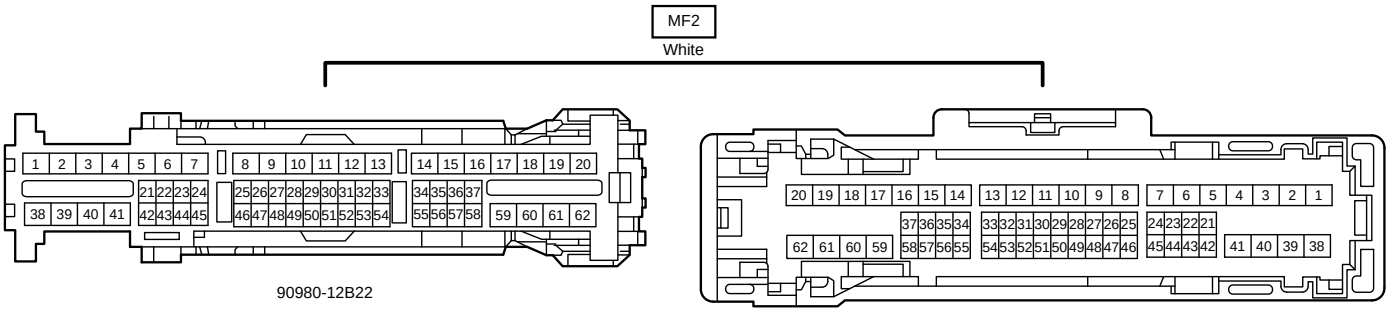
MF2
White
90980-12B22
90980-12B21

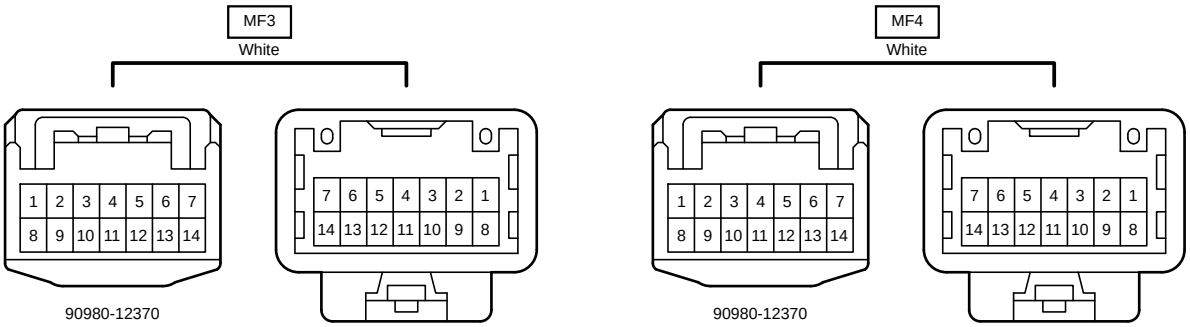
MF3
White
90980-12370
90980-12369
MF4
White
90980-12370
90980-12369

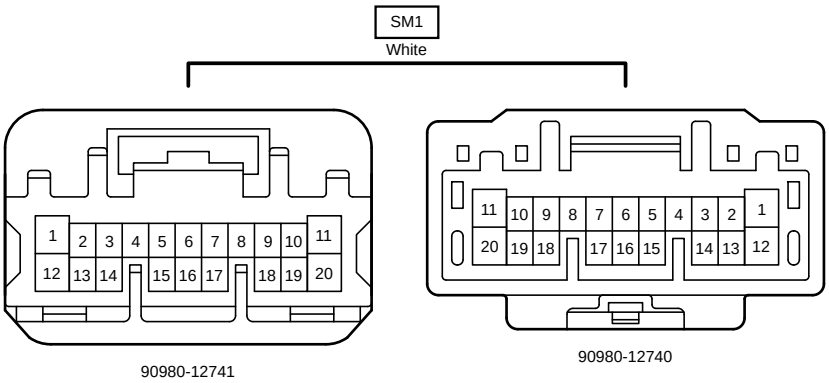
SM1
White
90980-12741
90980-12740