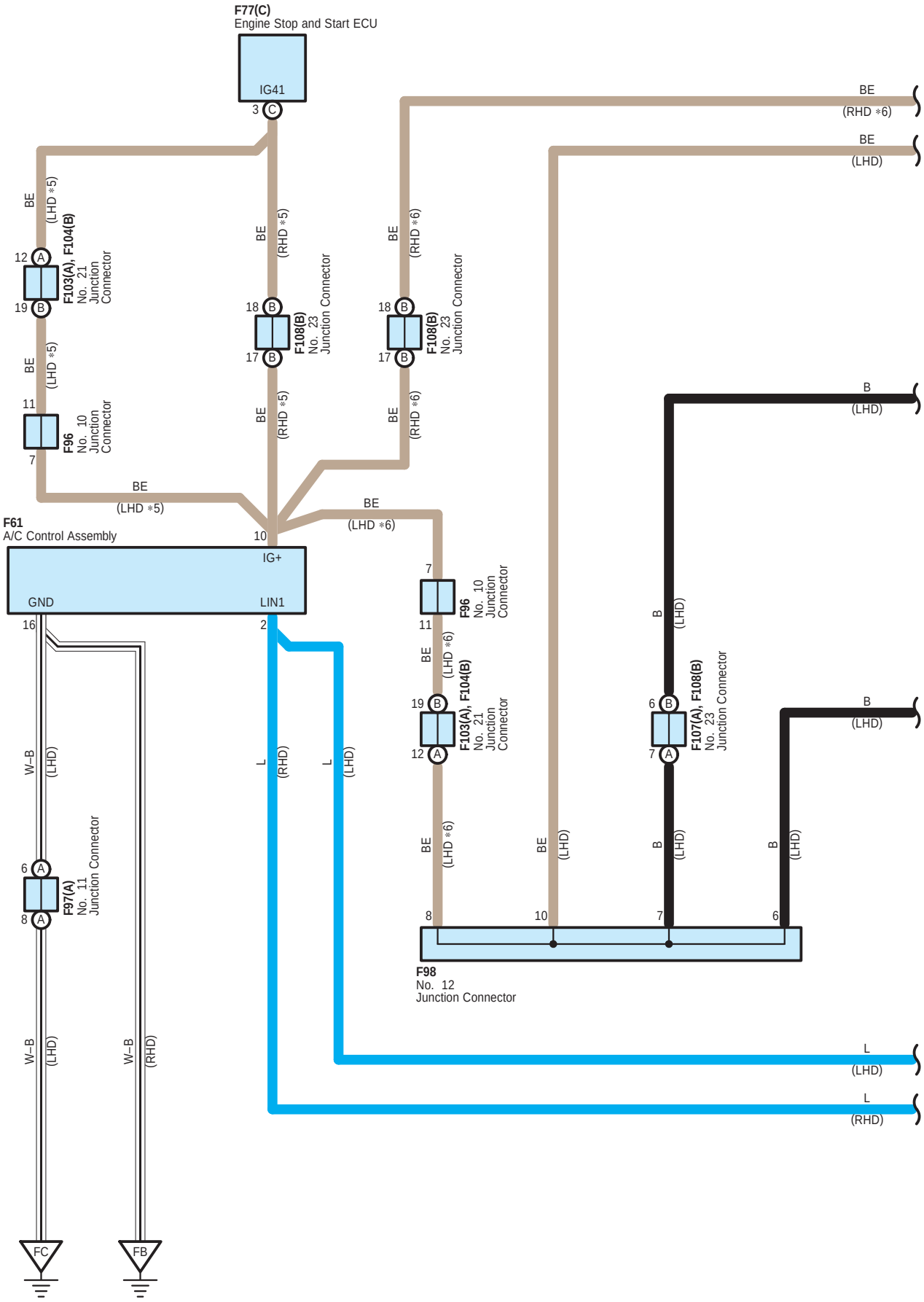
F77(C)
Engine Stop and Start ECU
IG41
3 C
BE
(RHD *6)
BE
(LHD)
BE
(LHD *5)
12 A
19 B
F103(A), F104(B)
No. 21
Junction
Connector
BE
(LHD *5)
11
7
F96
No. 10
Junction
Connector
BE
(RHD *5)
18 B
17 B
F108(B)
No. 23
Junction Connector
BE
(RHD *5)
BE
(RHD *6)
18 B
17 B
F108(B)
No. 23
Junction Connector
BE
(RHD *6)
BE
(LHD *5)
BE
(LHD *6)
F61
A/C Control Assembly
10
IG+
GND
LIN1
16
2
7
11
F96
No. 10
Junction
Connector
BE
(LHD *6)
19 B
12 A
F103(A), F104(B)
No. 21
Junction
Connector
B
(LHD)
6 B
7 A
F107(A), F108(B)
No. 23
Junction Connector
B
(LHD)
B
(LHD)
W–B
(LHD)
6 A
8 A
F97(A)
No. 11
Junction Connector
W–B
(LHD)
W–B
(RHD)
L
(RHD)
L
(LHD)
BE
(LHD *6)
BE
(LHD)
B
(LHD)
B
(LHD)
8
10
7
6
F98
No. 12
Junction Connector
L
(LHD)
L
(RHD)
FC
FB

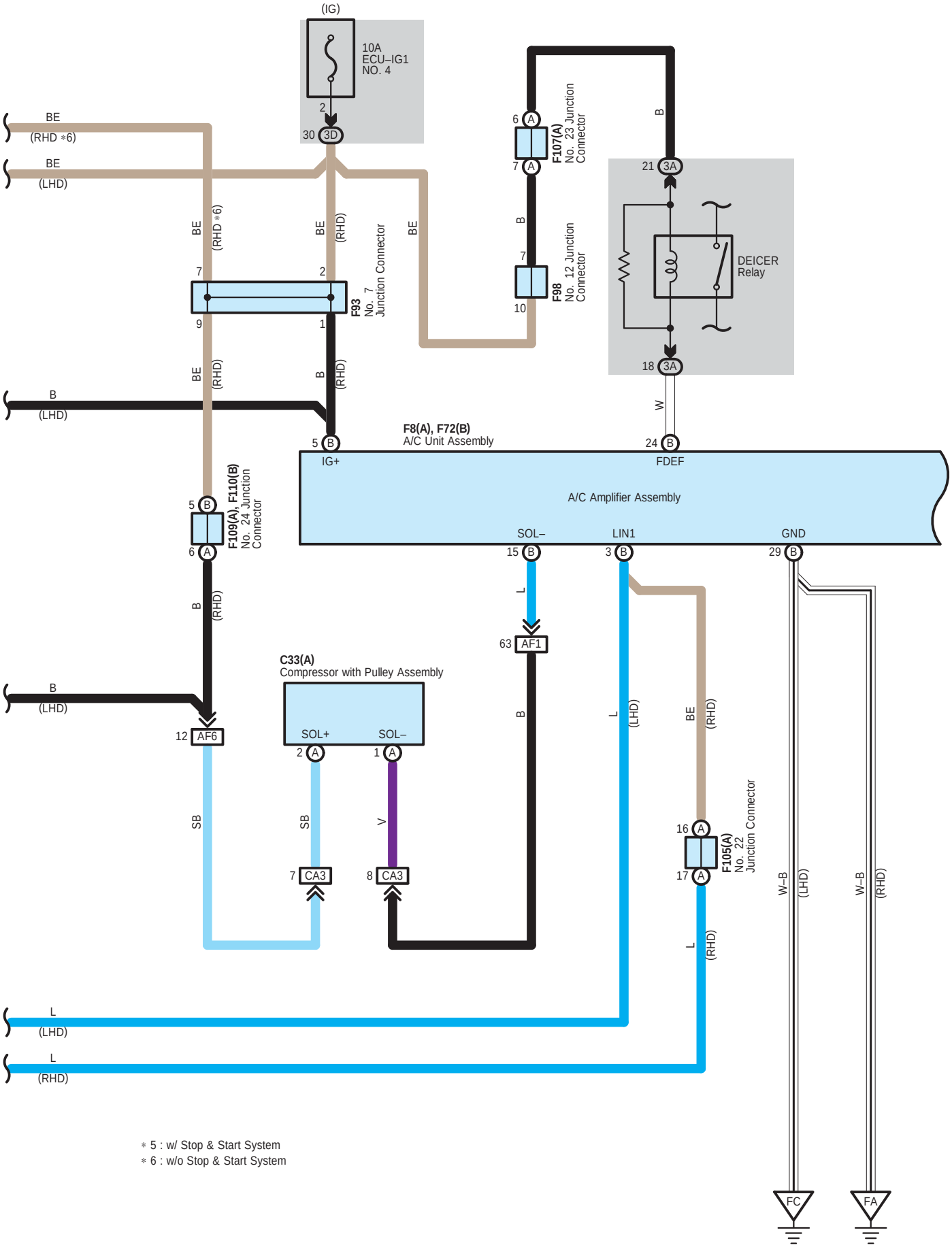

∗ 5 : w/ Stop & Start System
∗ 6 : w/o Stop & Start System

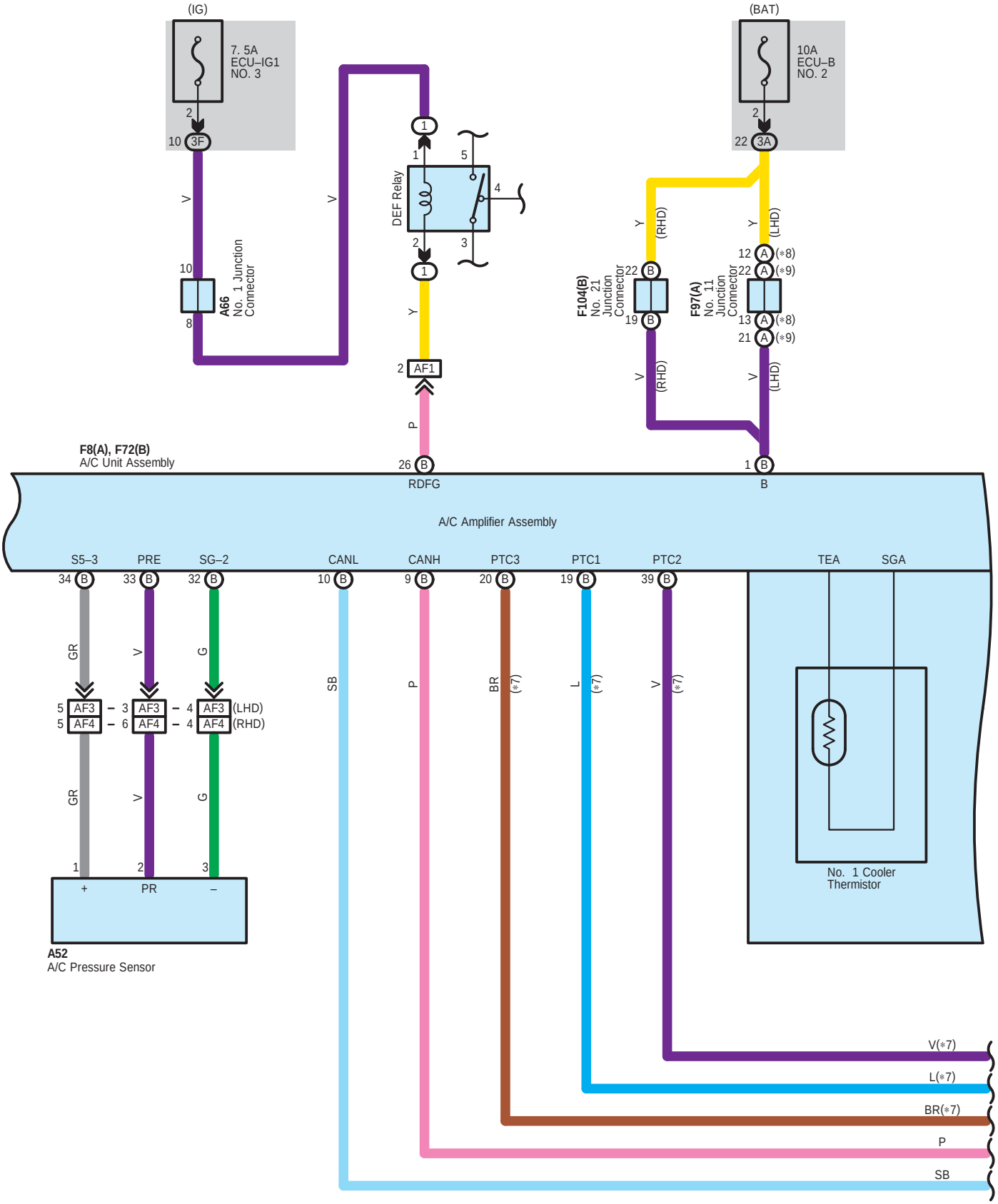
(IG)
7. 5A
ECU–IG1
NO. 3
2
10 3F
V
10
8
A66
No. 1 Junction
Connector
V
DEF Relay
1
5
4
2
3
1
Y
2 AF1
P
26 B
RDFG
(BAT)
10A
ECU–B
NO. 2
2
22 3A
Y (RHD)
Y (LHD)
F104(B)
No. 21
Junction
Connector
22 B
19 B
F97(A)
No. 11
Junction
Connector
12 A (*8)
22 A (*9)
13 A (*8)
21 A (*9)
V (RHD)
V (LHD)
1 B
B
F8(A), F72(B)
A/C Unit Assembly
A/C Amplifier Assembly
S5–3
PRE
SG–2
CANL
CANH
PTC3
PTC1
PTC2
TEA
SGA
34 B
33 B
32 B
10 B
9 B
20 B
19 B
39 B
GR
V
G
SB
P
BR (*7)
L (*7)
V (*7)
5 AF3 – 3 AF3 – 4 AF3 (LHD)
5 AF4 – 6 AF4 – 4 AF4 (RHD)
GR
V
G
1
2
3
+
PR
–
A52
A/C Pressure Sensor
No. 1 Cooler
Thermistor
V(*7)
L(*7)
BR(*7)
P
SB

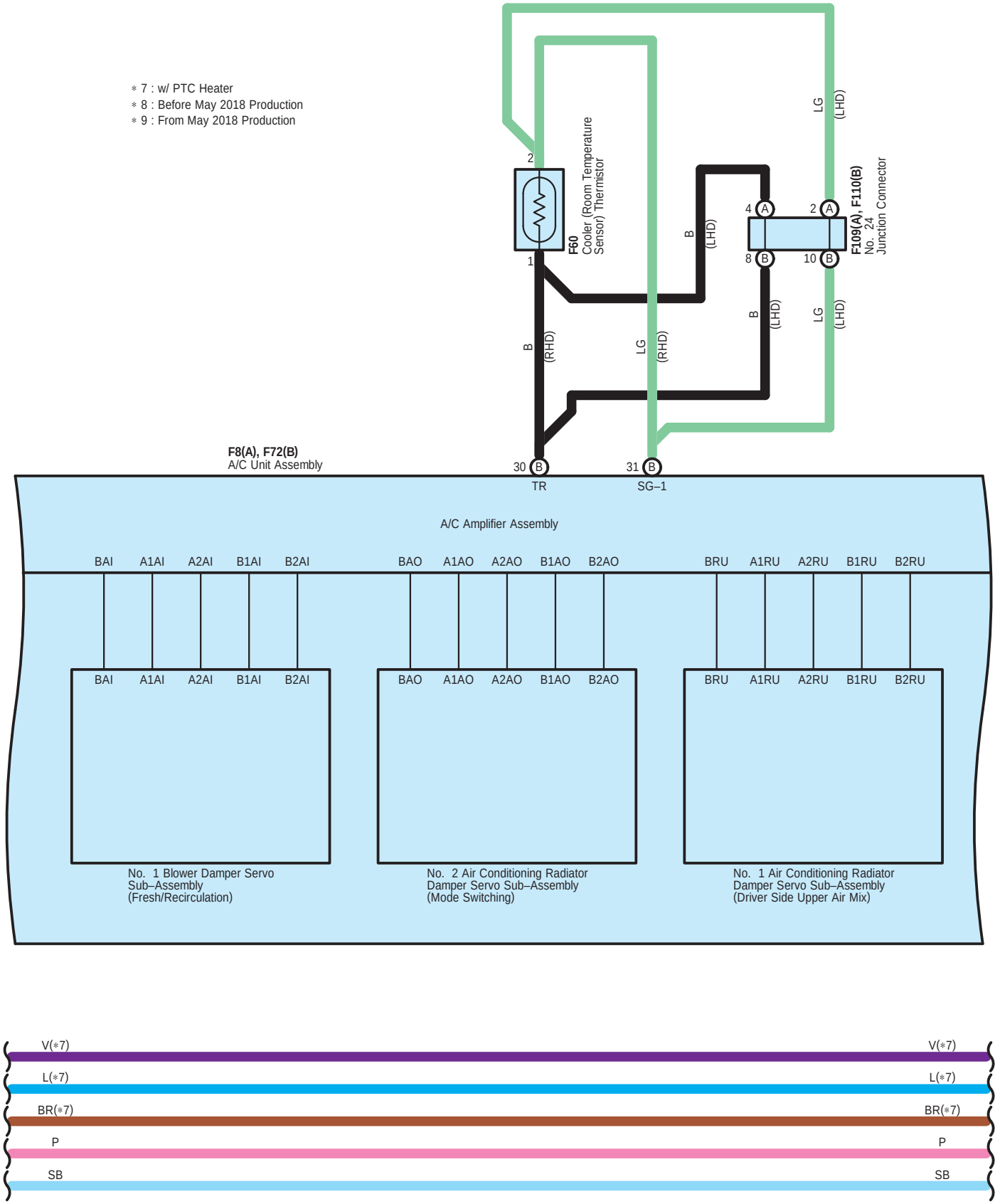
∗ 7 : w/ PTC Heater
∗ 8 : Before May 2018 Production
∗ 9 : From May 2018 Production
F60
Cooler (Room Temperature Sensor) Thermistor
F109(A), F110(B)
No. 24
Junction Connector
F8(A), F72(B)
A/C Unit Assembly
TR
SG–1
A/C Amplifier Assembly
BAI A1AI A2AI B1AI B2AI
BAO A1AO A2AO B1AO B2AO
BRU A1RU A2RU B1RU B2RU
No. 1 Blower Damper Servo Sub–Assembly (Fresh/Recirculation)
No. 2 Air Conditioning Radiator Damper Servo Sub–Assembly (Mode Switching)
No. 1 Air Conditioning Radiator Damper Servo Sub–Assembly (Driver Side Upper Air Mix)
V(∗7)
L(∗7)
BR(∗7)
P
SB

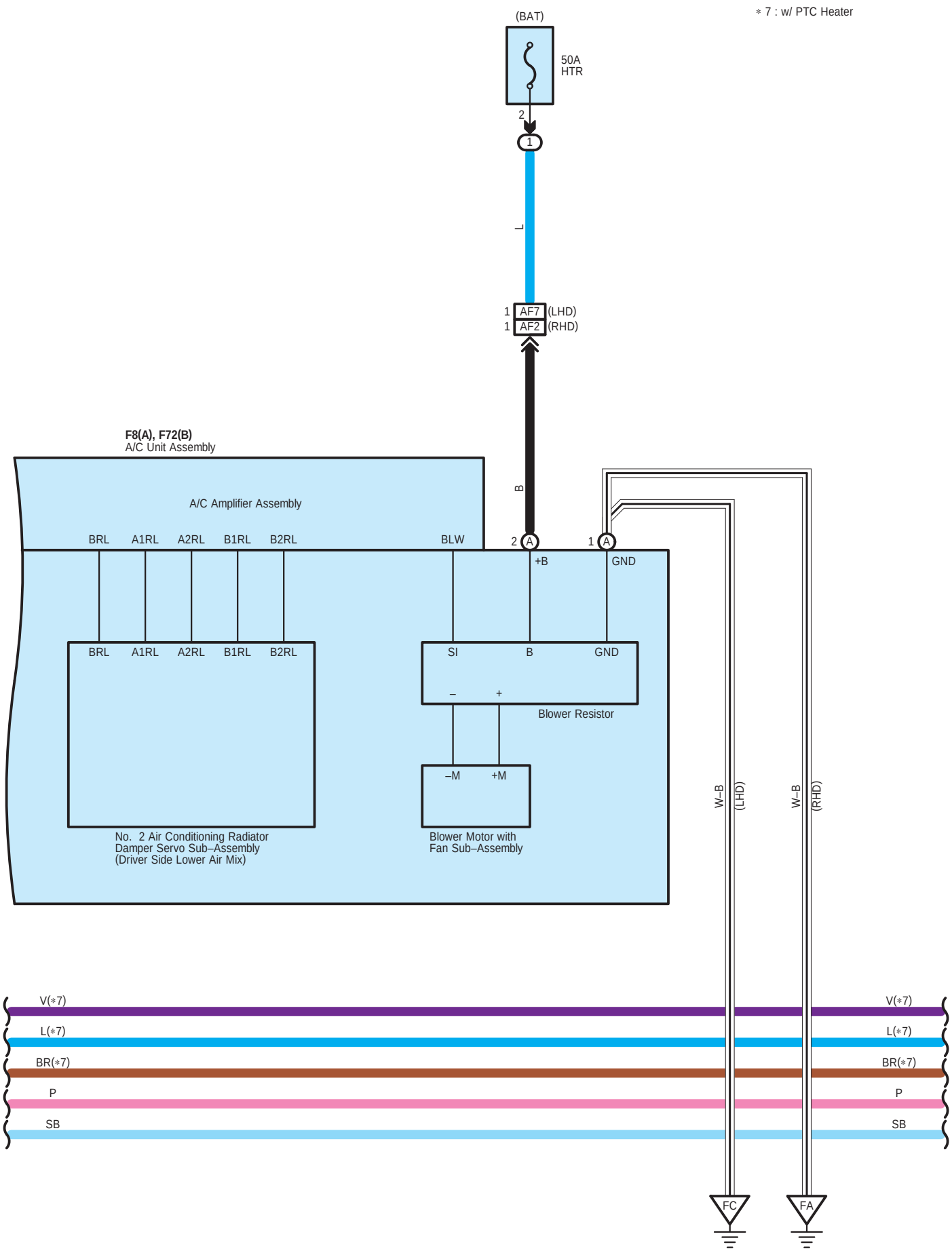
∗ 7 : w/ PTC Heater
(BAT)
50A
HTR
2
1
L
1 AF7 (LHD)
1 AF2 (RHD)
B
F8(A), F72(B)
A/C Unit Assembly
A/C Amplifier Assembly
BRL A1RL A2RL B1RL B2RL
BLW
2 A
1 A
+B
GND
BRL A1RL A2RL B1RL B2RL
SI B GND
– +
Blower Resistor
–M +M
No. 2 Air Conditioning Radiator
Damper Servo Sub–Assembly
(Driver Side Lower Air Mix)
Blower Motor with
Fan Sub–Assembly
W–B (LHD)
W–B (RHD)
V(∗7)
L(∗7)
BR(∗7)
P
SB
V(∗7)
L(∗7)
BR(∗7)
P
SB
FC
FA

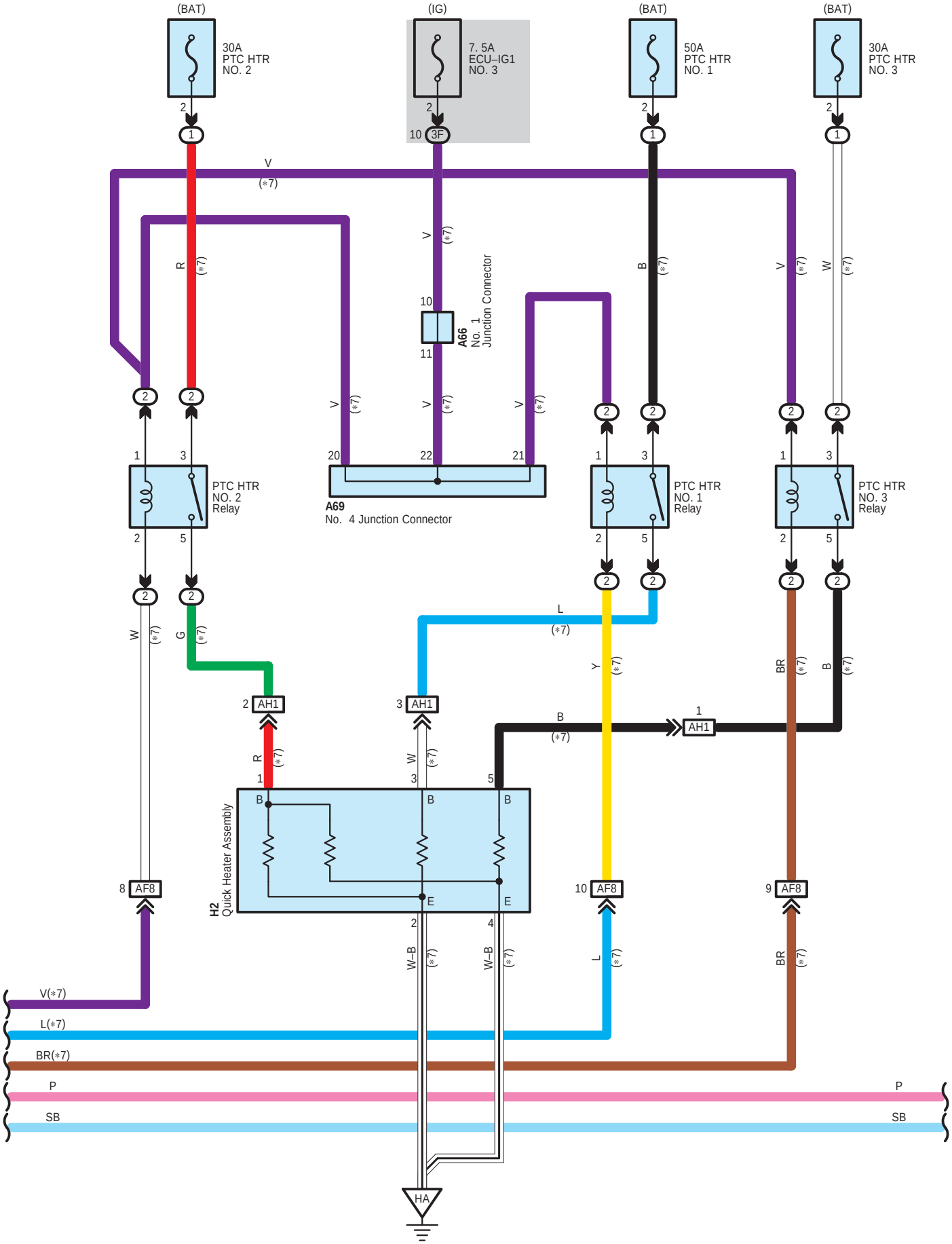
(BAT)
30A
PTC HTR
NO. 2
(IG)
7. 5A
ECU–IG1
NO. 3
(BAT)
50A
PTC HTR
NO. 1
(BAT)
30A
PTC HTR
NO. 3
3F
V
(*7)
R
B
W
A66
No. 1
Junction Connector
PTC HTR
NO. 2
Relay
A69
No. 4 Junction Connector
PTC HTR
NO. 1
Relay
PTC HTR
NO. 3
Relay
L
G
Y
BR
AH1
AF8
H2
Quick Heater Assembly
W–B
HA
V(*7)
L(*7)
BR(*7)
P
SB

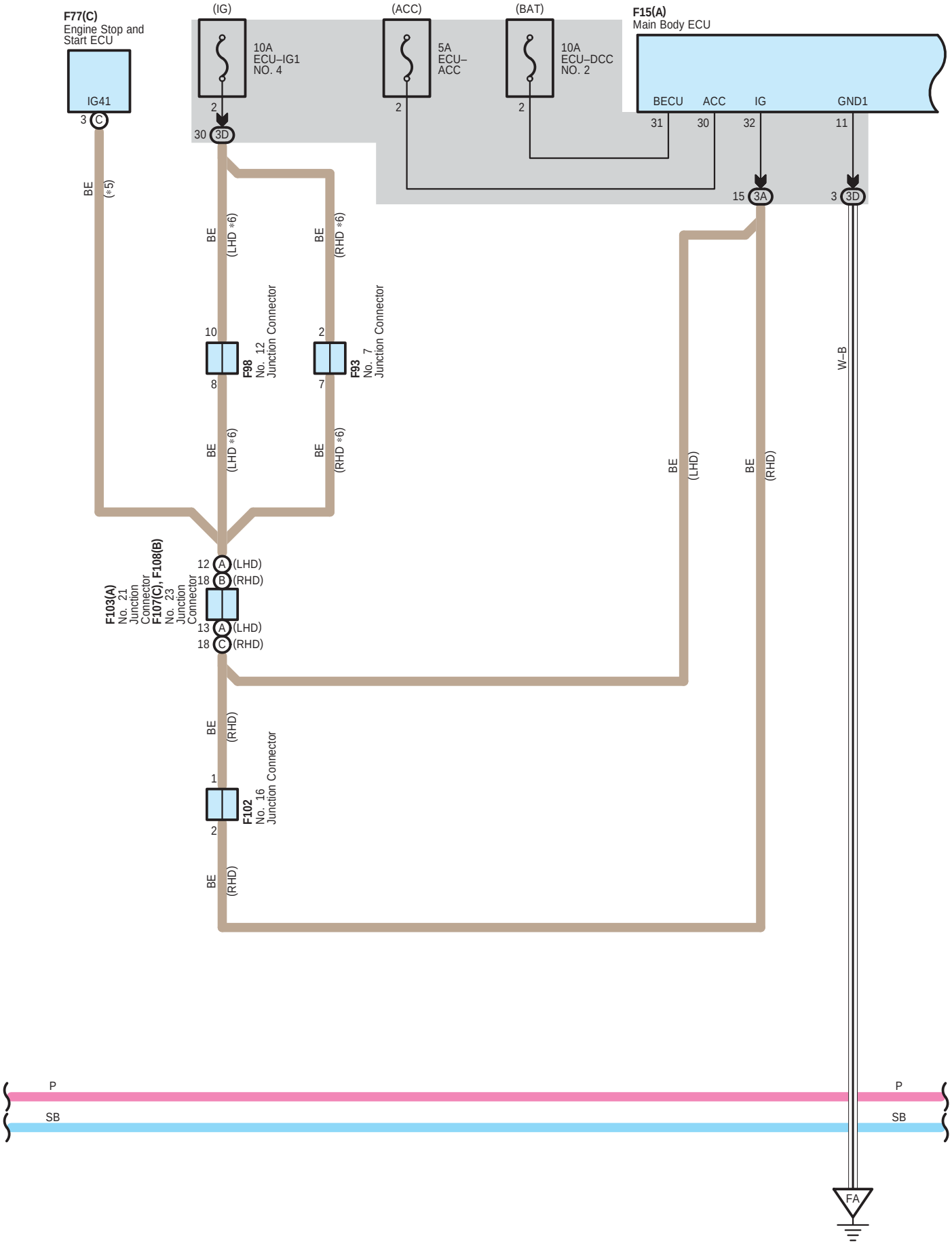
F77(C)
Engine Stop and Start ECU
IG41
3 C
(IG)
10A
ECU–IG1
NO. 4
2
30 3D
(ACC)
5A
ECU–
ACC
2
(BAT)
10A
ECU–DCC
NO. 2
2
F15(A)
Main Body ECU
BECU
ACC
IG
GND1
31
30
32
11
15 3A
3 3D
BE
(*5)
BE
(LHD *6)
BE
(RHD *6)
10
8
F98
No. 12
Junction Connector
2
7
F93
No. 7
Junction Connector
BE
(LHD *6)
BE
(RHD *6)
BE
(LHD)
BE
(RHD)
W–B
F103(A)
No. 21
Junction
Connector
F107(C), F108(B)
No. 23
Junction
Connector
12 A (LHD)
18 B (RHD)
13 A (LHD)
18 C (RHD)
BE
(RHD)
1
2
F102
No. 16
Junction Connector
BE
(RHD)
P
SB
P
SB
FA

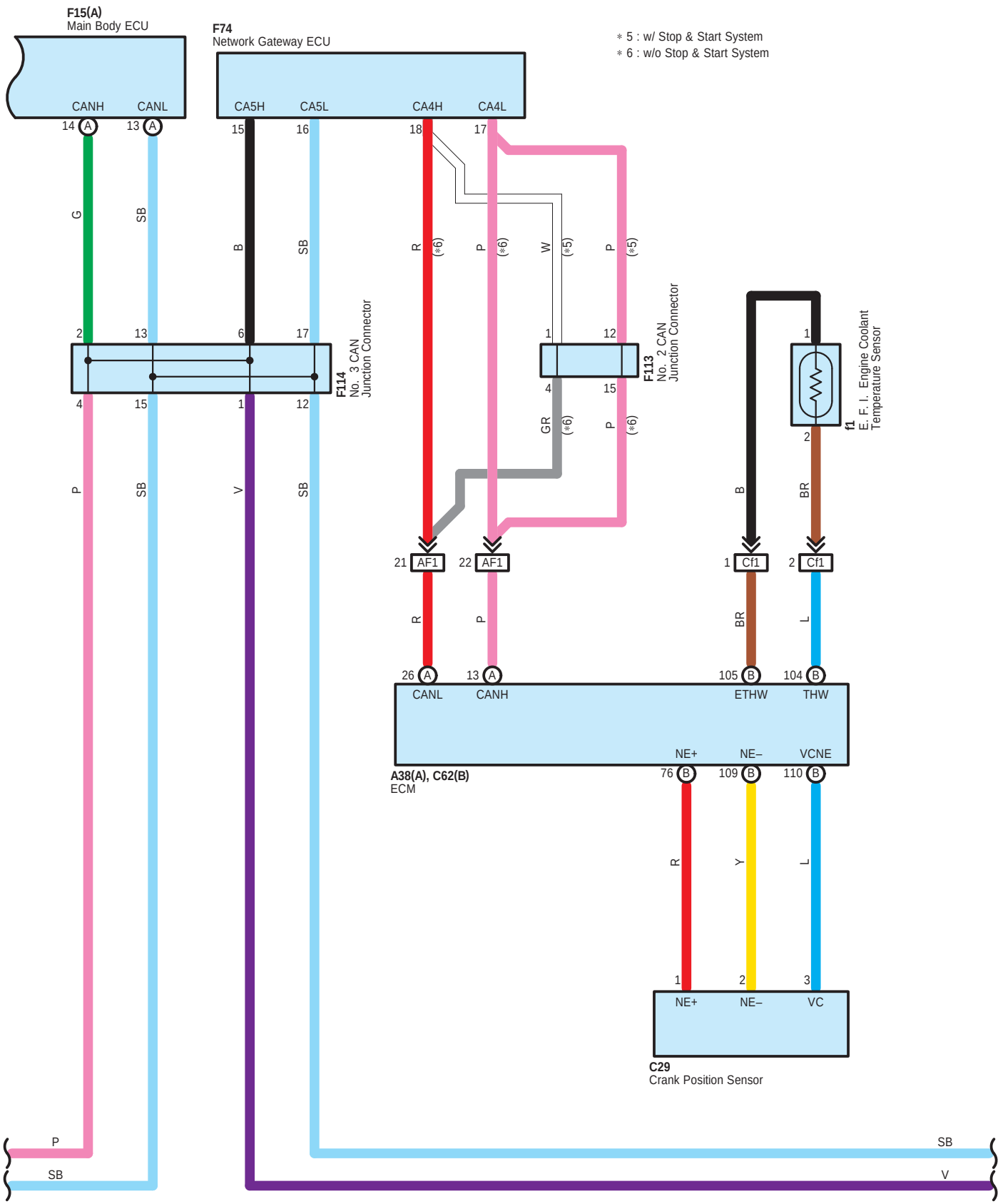
F15(A)
Main Body ECU
CANH
CANL
14 A
13 A
F74
Network Gateway ECU
CA5H
CA5L
CA4H
CA4L
15
16
18
17
∗ 5 : w/ Stop & Start System
∗ 6 : w/o Stop & Start System
G
SB
B
SB
R
(∗6)
P
(∗6)
W
(∗5)
P
(∗5)
2
13
6
17
F114
No. 3 CAN
Junction Connector
4
15
1
12
1
12
F113
No. 2 CAN
Junction Connector
4
15
GR
(∗6)
P
(∗6)
1
f1
E. F. I. Engine Coolant
Temperature Sensor
2
P
SB
V
SB
B
BR
21 AF1
22 AF1
1 Cf1
2 Cf1
R
P
BR
L
26 A
13 A
105 B
104 B
CANL
CANH
ETHW
THW
NE+
NE–
VCNE
A38(A), C62(B)
ECM
76 B
109 B
110 B
R
Y
L
1
2
3
NE+
NE–
VC
C29
Crank Position Sensor
P
SB
SB
V

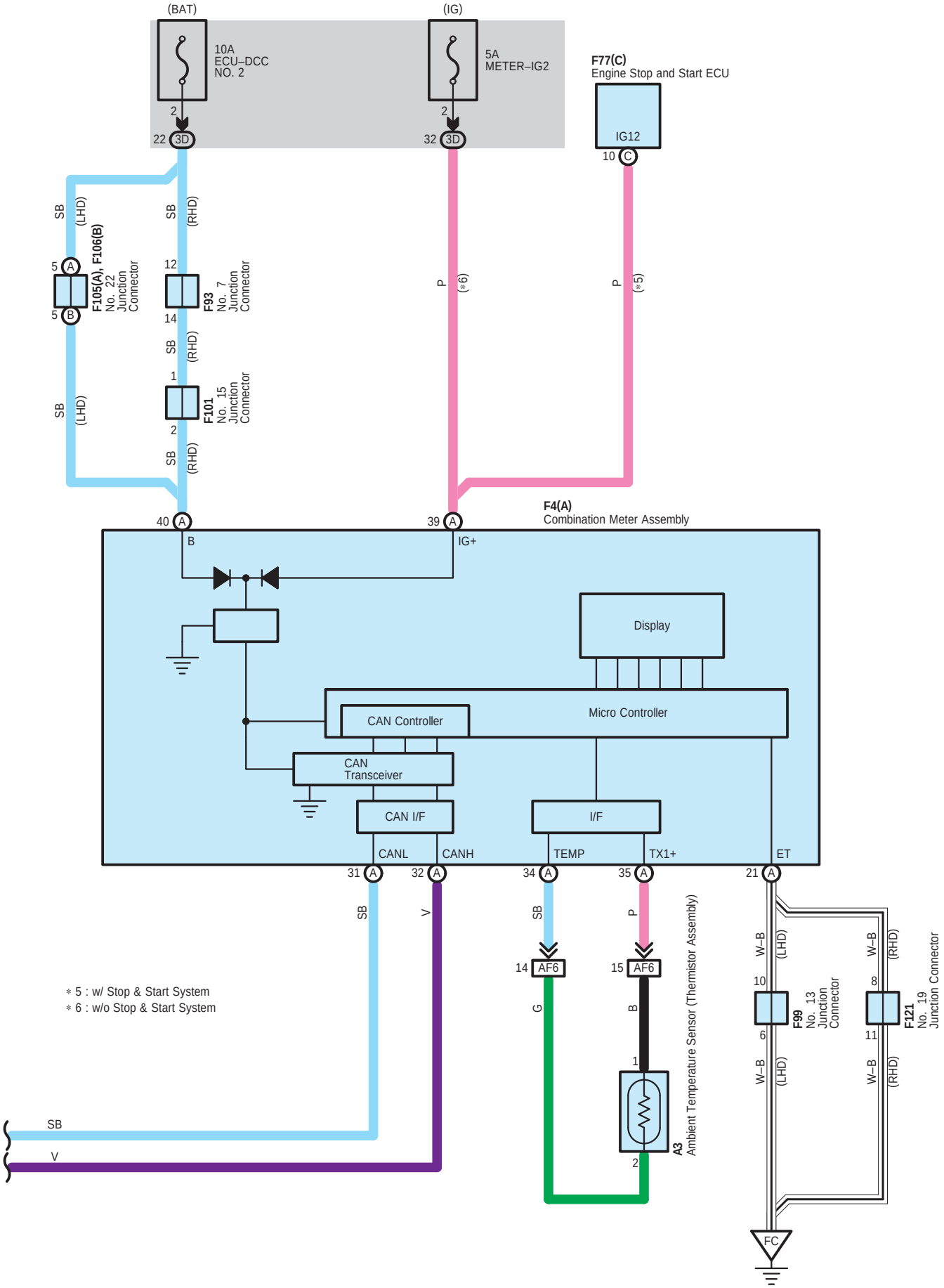
(BAT)
10A
ECU–DCC
NO. 2
(IG)
5A
METER–IG2
F77(C)
Engine Stop and Start ECU
IG12
F105(A), F106(B)
No. 22
Junction
Connector
F93
No. 7
Junction
Connector
F101
No. 15
Junction
Connector
F4(A)
Combination Meter Assembly
B
IG+
Display
Micro Controller
CAN Controller
CAN
Transceiver
CAN I/F
I/F
CANL
CANH
TEMP
TX1+
ET
AF6
A3
Ambient Temperature Sensor (Thermistor Assembly)
F99
No. 13
Junction
Connector
F121
No. 19
Junction Connector
FC
∗ 5 : w/ Stop & Start System
∗ 6 : w/o Stop & Start System

A3
Black

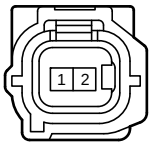

90980-12416

A38
Black

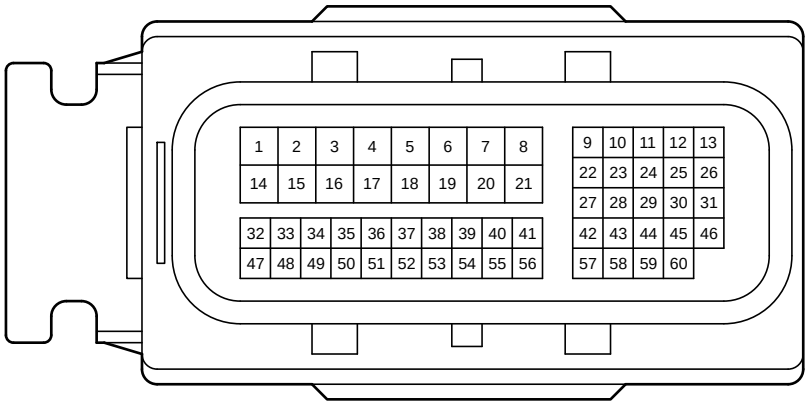

90980-12931

A52
Black

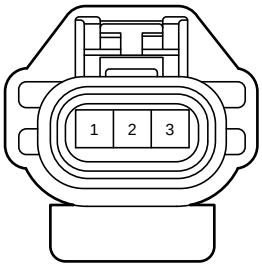

82824-10110

A66
Black

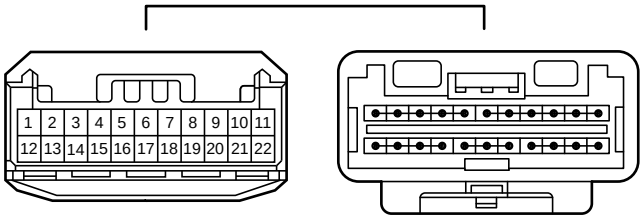

90980-12B54

A69
Black

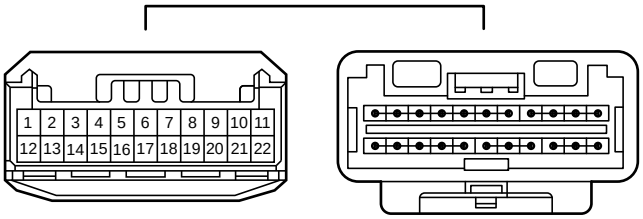

90980-12B54

C29
Black



90980-12353

C33
Black

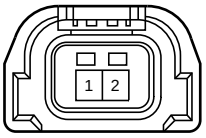

82824-10100

C62
Black

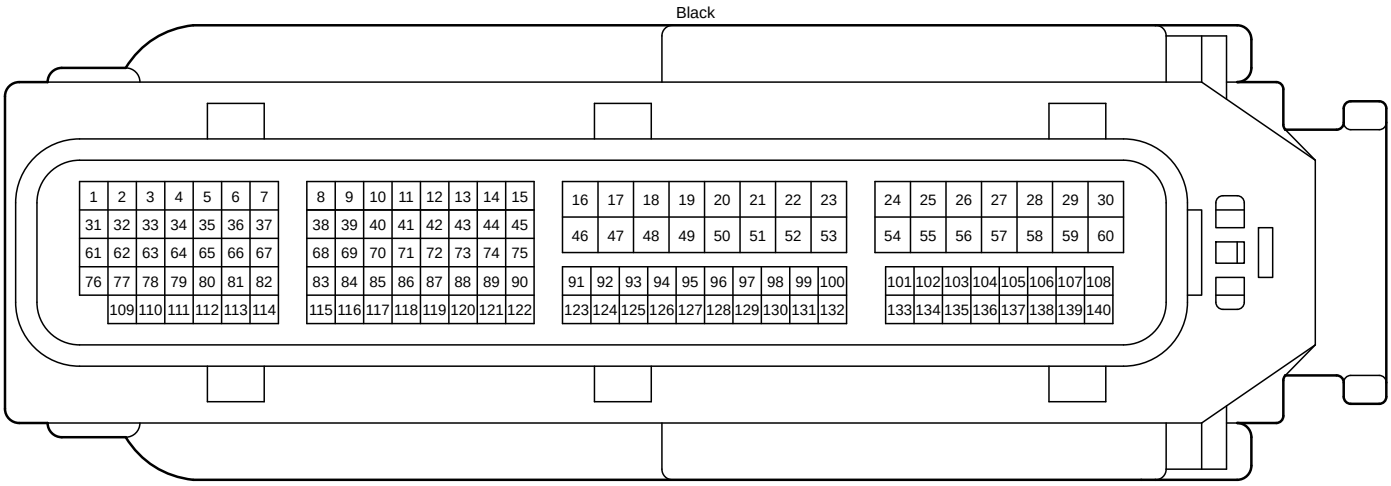

90980-12966

F4
Black

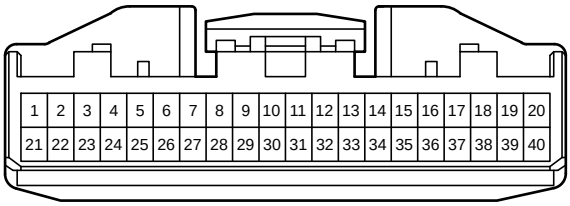

90980-12557

F8
Gray

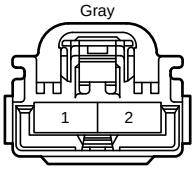

90980-WC001

F15
White

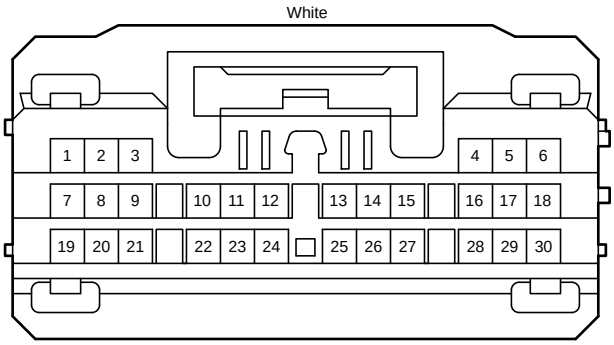

90980-12909

F60
Black

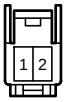

90980-11918

F61
Black

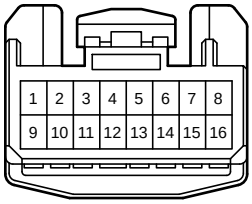

82824-33470

F72
White

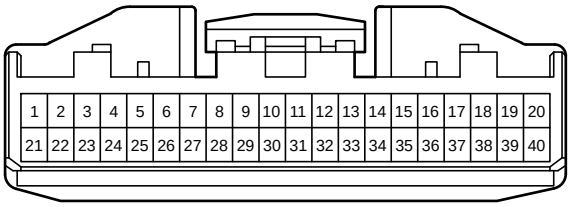

90980-12557

F74
Black

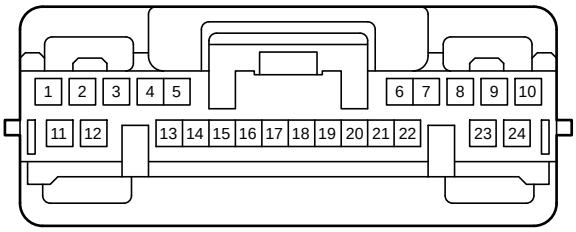

90980-12912

F77
Black

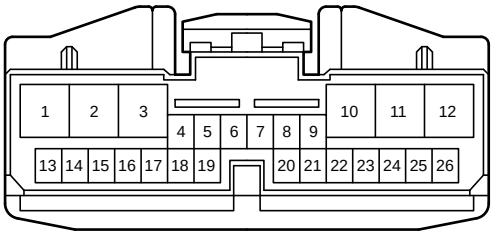

82824-12510

F93
Black

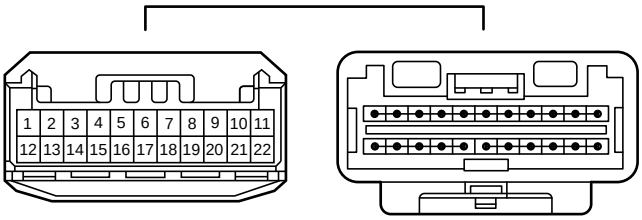

90980-12B54

F96
Black

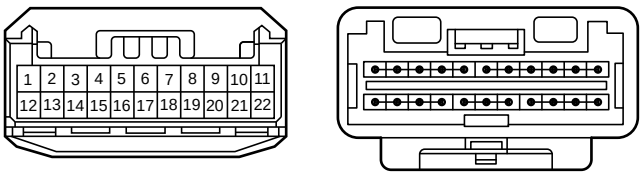

90980-12B54

F97
Black

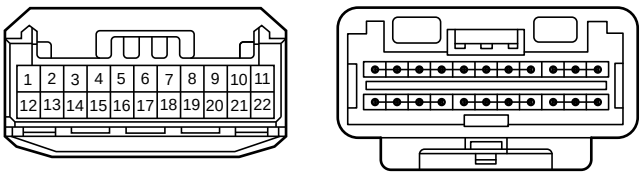

90980-12B54

F98
Black

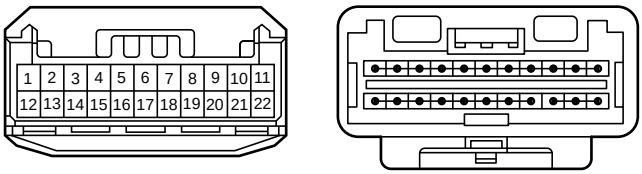

90980-12B54

F99
Black

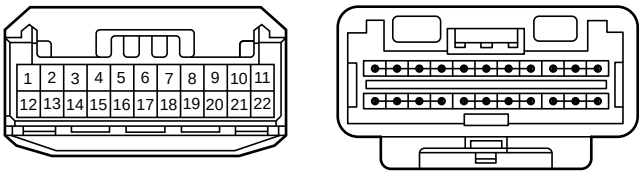

90980-12B54

F101
Black

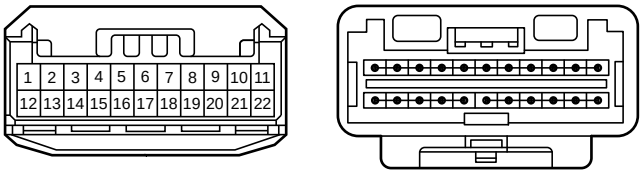

90980-12B54

F102
Black

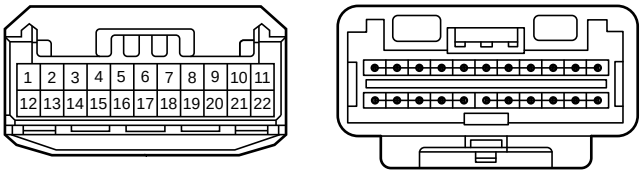

90980-12B54

F103
White

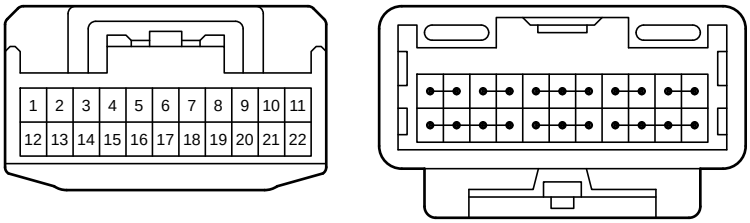

90980-12372

F104
White

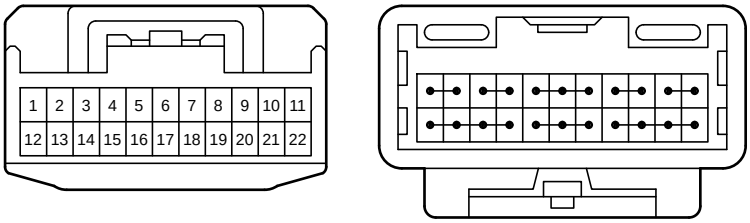

90980-12372

F105
White

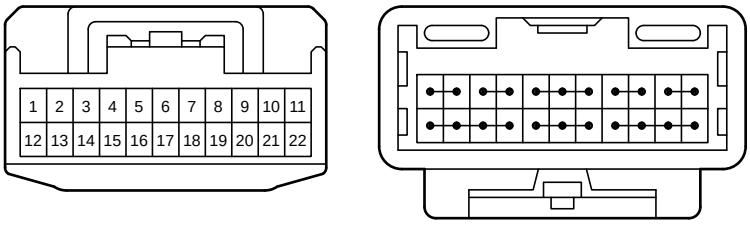

90980-12372

F106
White

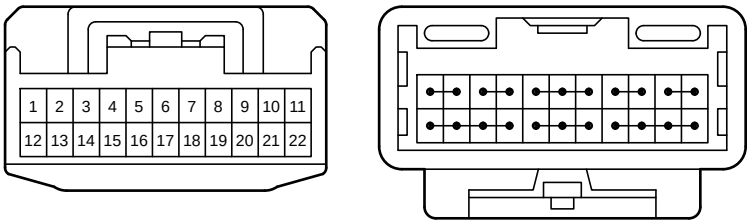

90980-12372

F107
White

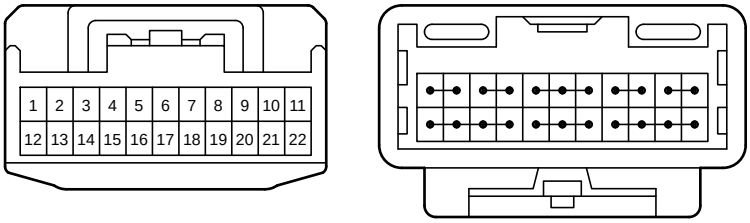

90980-12372

F108
White

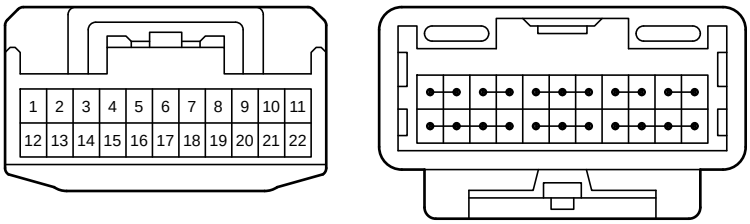

90980-12372

F109
Black

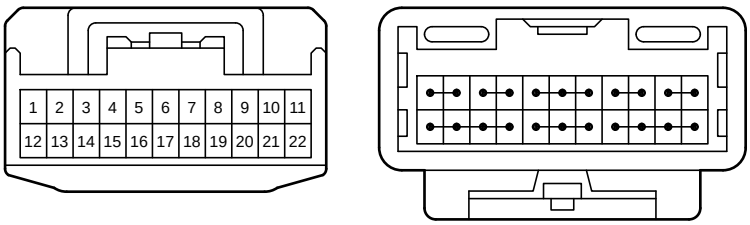

90980-12372

F110
Black

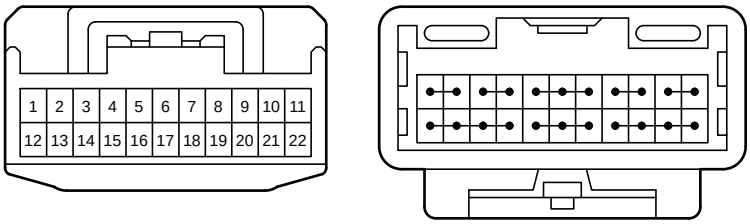

90980-12372

F113
Black

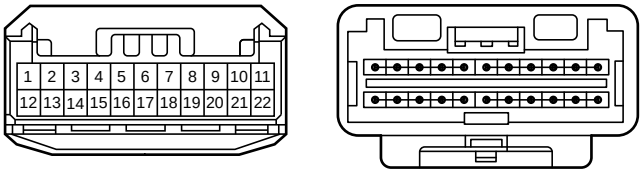

90980-12B54

F114
Black

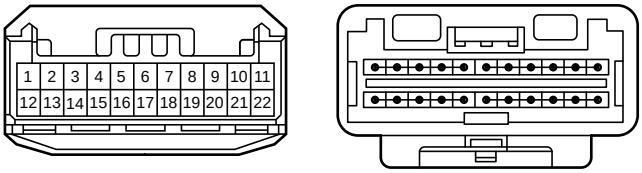

90980-12B54

F121
Black

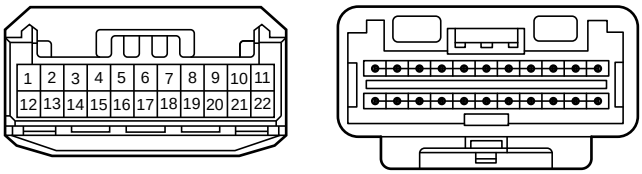

90980-12B54

H2
Black

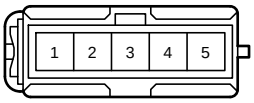

90980-WA013

f1
Black

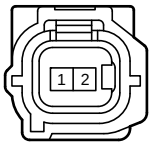

90980-12416

3A
White

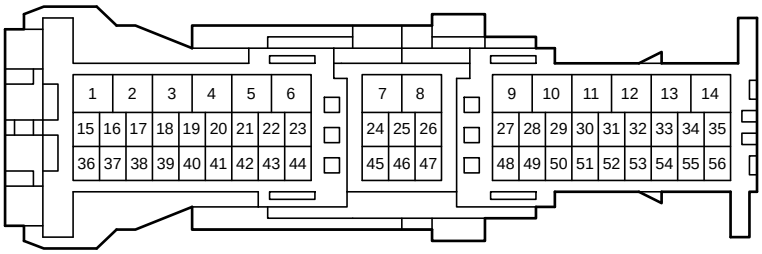

90980-12943

3D
White

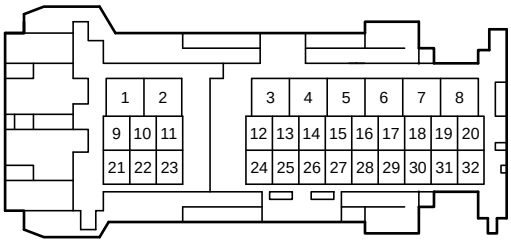

90980-12A48

3F
White

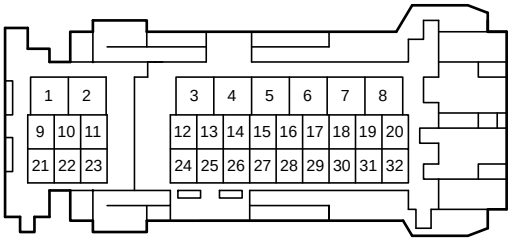

90980-12A47

AF1
Gray

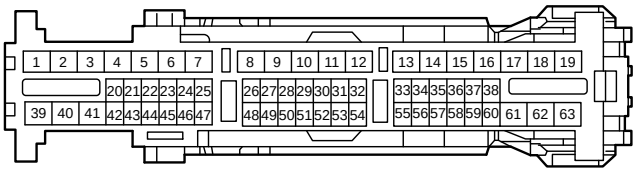

90980-12B20

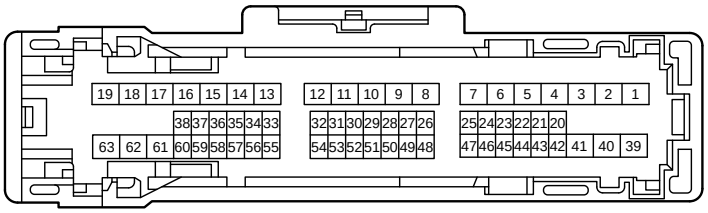

90980-12B19

AF2
White

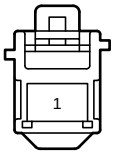

90980-10995

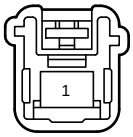

90980-10994

AF3
White

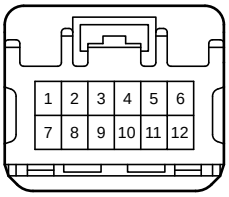

90980-12737

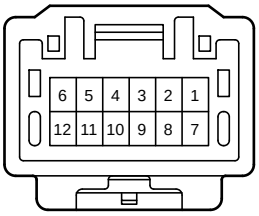

90980-12736

AF4
Gray

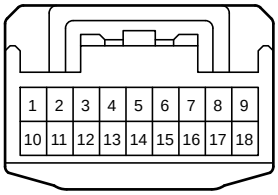

90980-12412

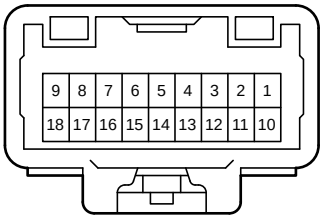

90980-12411

AF6
White

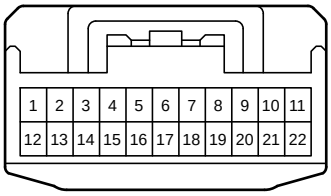

90980-12372

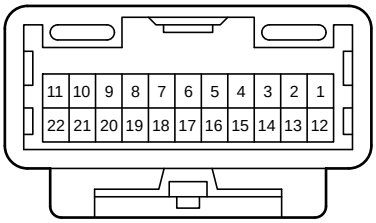

90980-12371

AF7
White

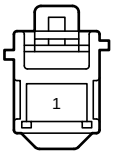

90980-10995

90980-10994

AF8
White

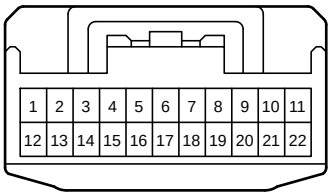

90980-12372

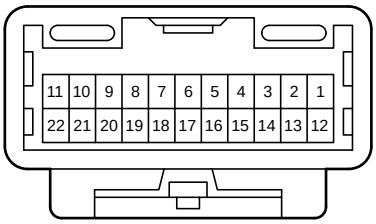

90980-12371

AH1
White

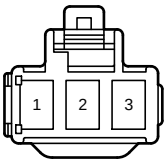

90980-10956

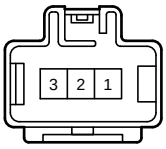

90980-11385

CA3
White

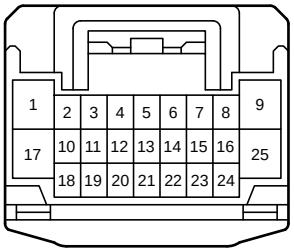

90980-12414

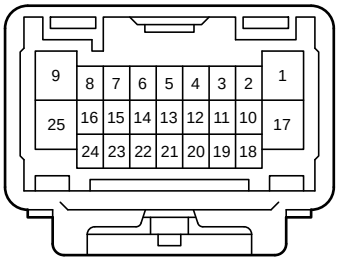

90980-12413

Cf1
Black

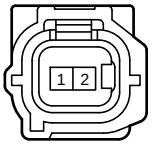

90980-12416

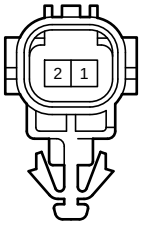

90980-12627