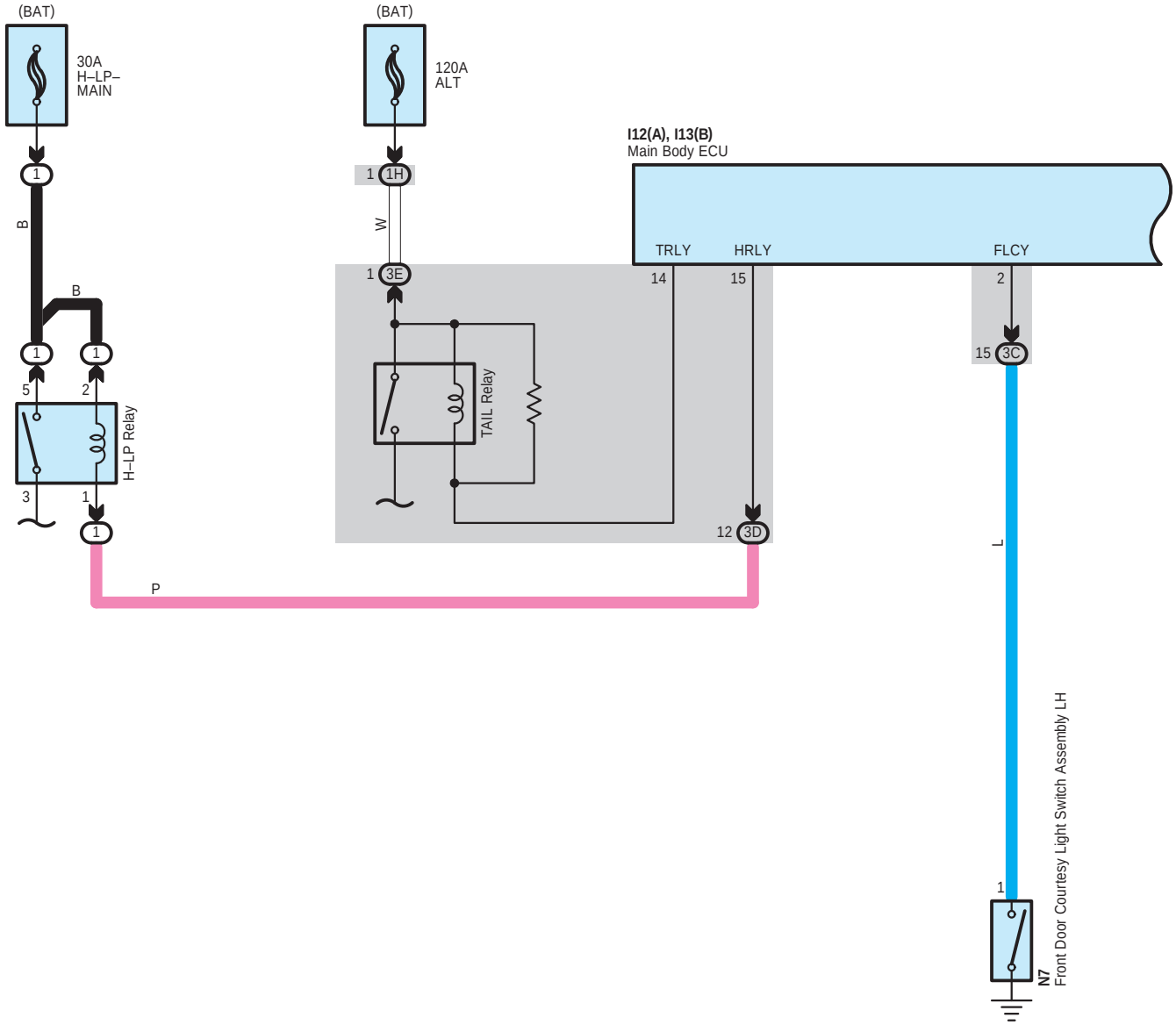

∗13 : w/ Navigation Receiver Assembly
∗14 : w/ Radio & Display Receiver Assembly

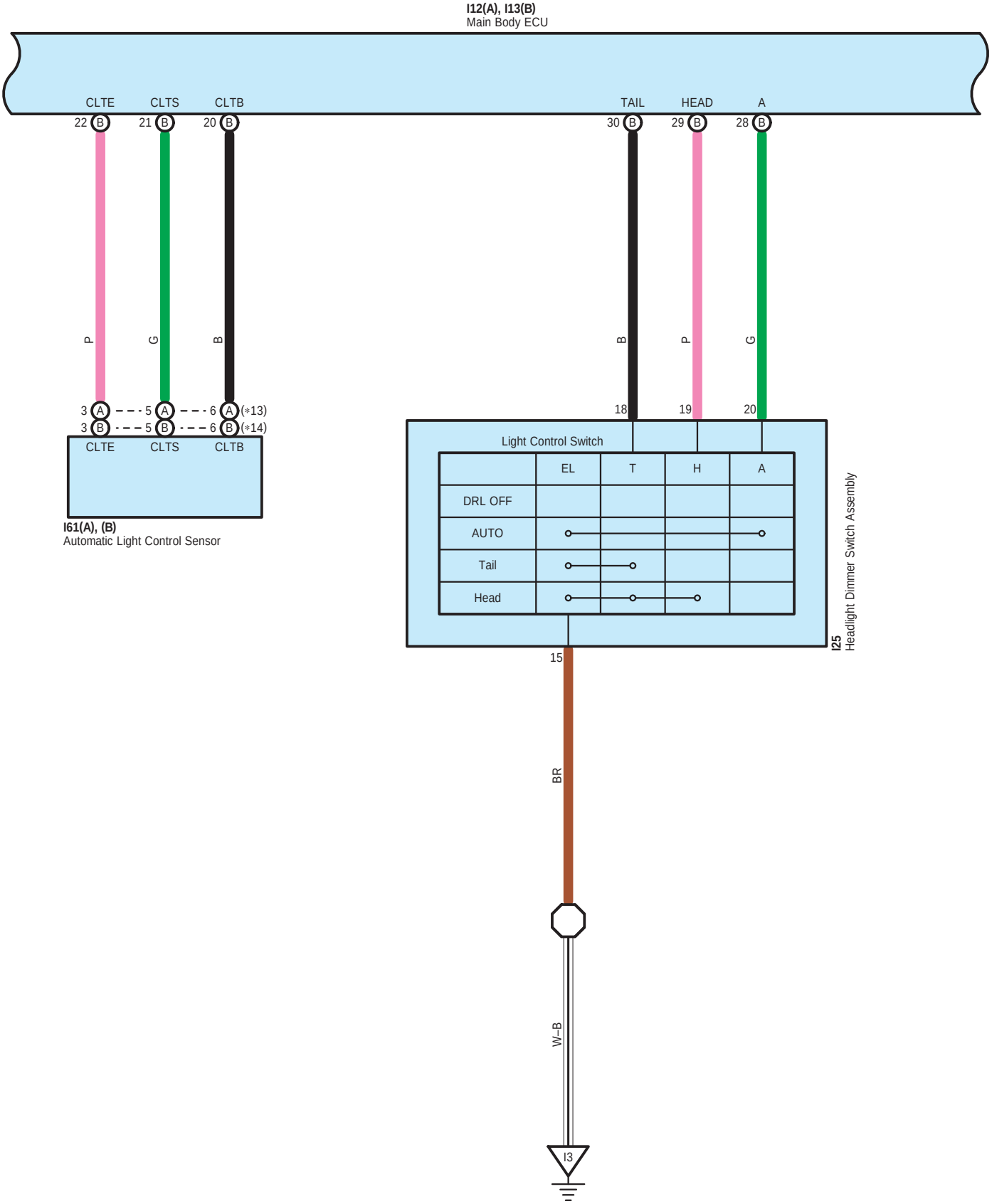
I12(A), I13(B)
Main Body ECU
CLTE
CLTS
CLTB
TAIL
HEAD
A
22 B
21 B
20 B
30 B
29 B
28 B
P
G
B
B
P
G
3 A
5 A
6 A (*13)
3 B
5 B
6 B (*14)
CLTE
CLTS
CLTB
I61(A), (B)
Automatic Light Control Sensor
18
19
20
Light Control Switch
EL
T
H
A
DRL OFF
AUTO
Tail
Head
I25
Headlight Dimmer Switch Assembly
15
BR
W–B
I3

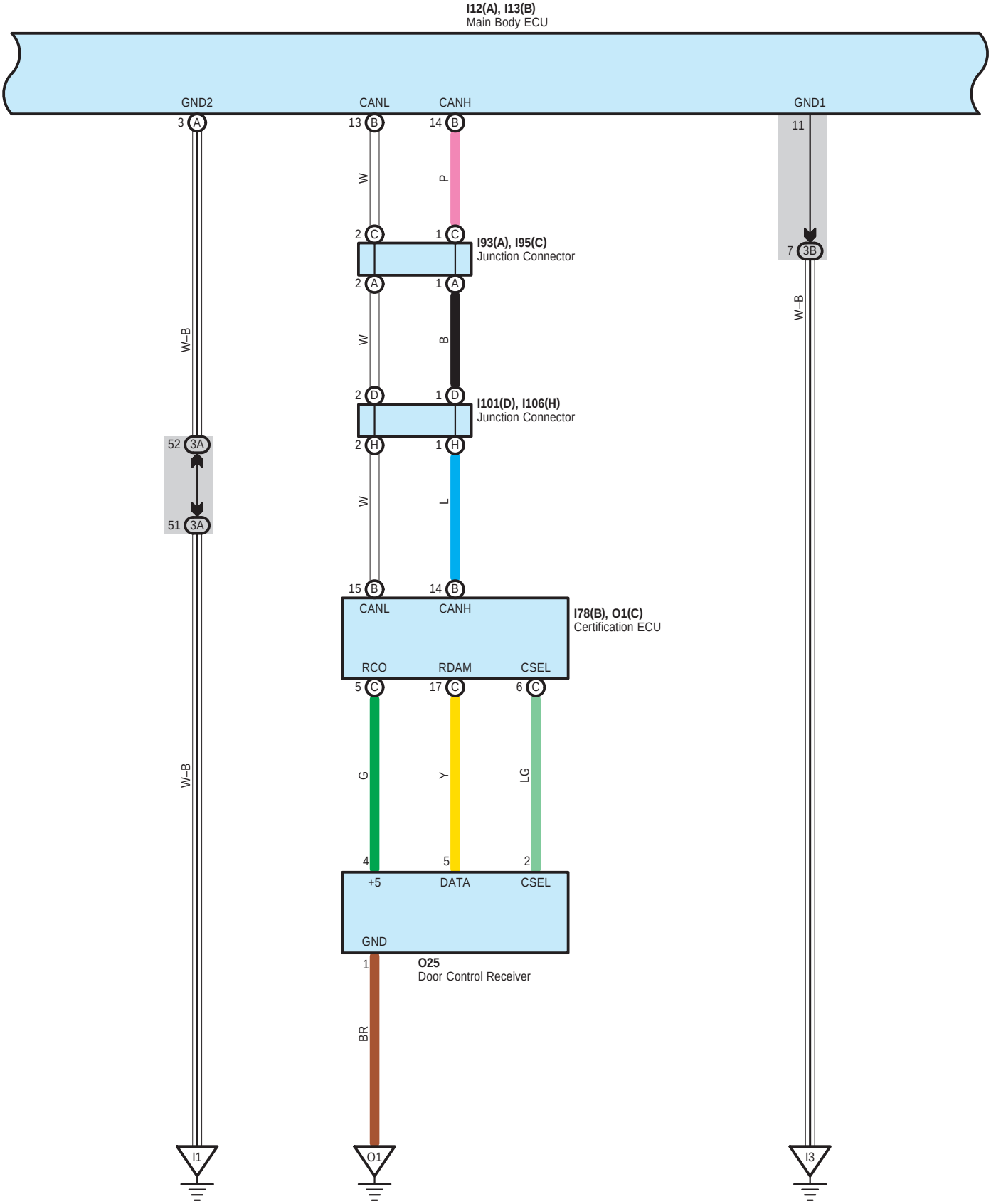
I12(A), I13(B)
Main Body ECU
GND2
CANL
CANH
GND1
3 A
13 B
14 B
11
W
P
2 C
1 C
I93(A), I95(C)
Junction Connector
7 3B
2 A
1 A
W–B
W
B
2 D
1 D
I101(D), I106(H)
Junction Connector
52 3A
2 H
1 H
W
L
51 3A
15 B
14 B
CANL
CANH
I78(B), O1(C)
Certification ECU
RCO
RDAM
CSEL
5 C
17 C
6 C
W–B
G
Y
LG
4
5
2
+5
DATA
CSEL
GND
1
O25
Door Control Receiver
BR
I1
O1
I3

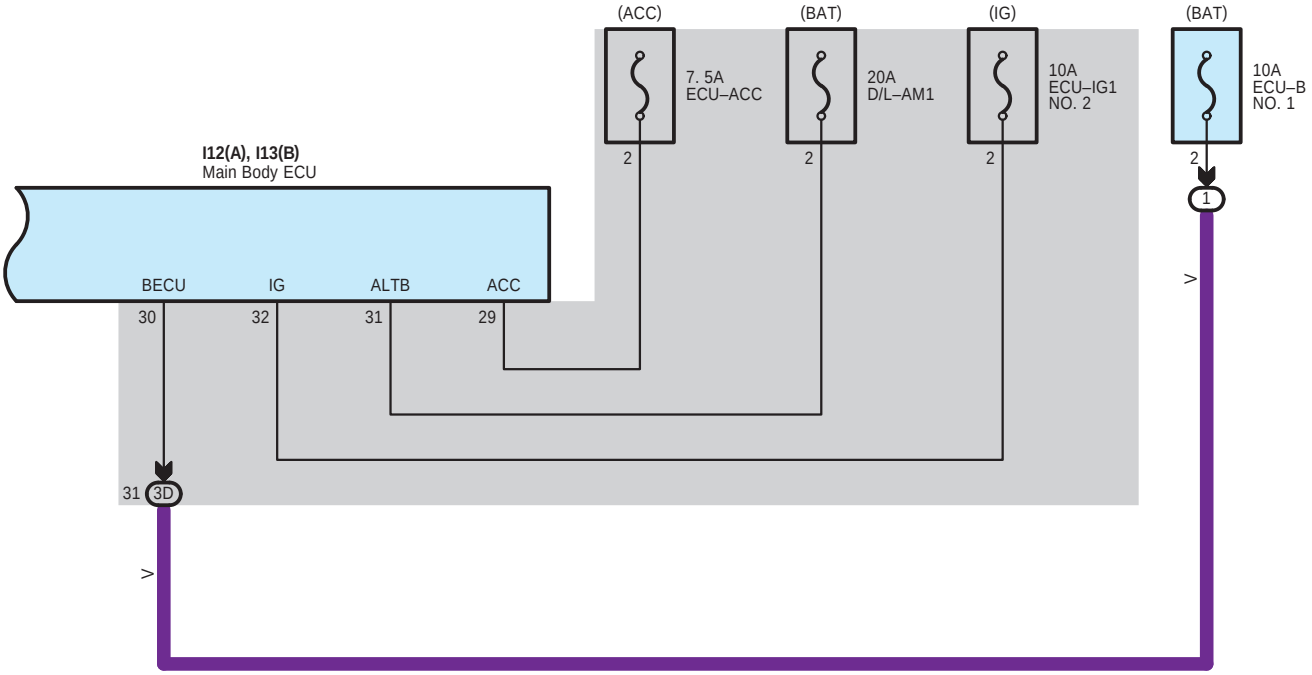
(ACC)
(BAT)
(IG)
(BAT)
7. 5A
ECU–ACC
20A
D/L–AM1
10A
ECU–IG1
NO. 2
10A
ECU–B
NO. 1
2
2
2
2
1
I12(A), I13(B)
Main Body ECU
BECU
IG
ALTB
ACC
30
32
31
29
31
3D
>

I 12
White

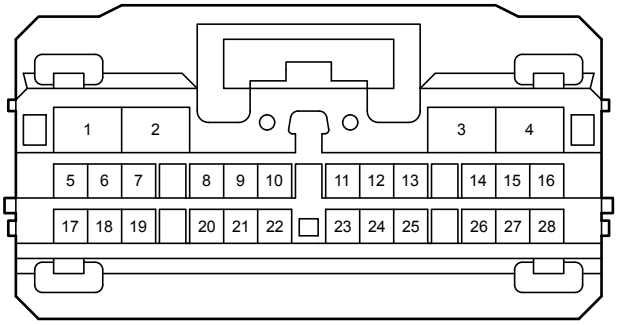

I 13
White

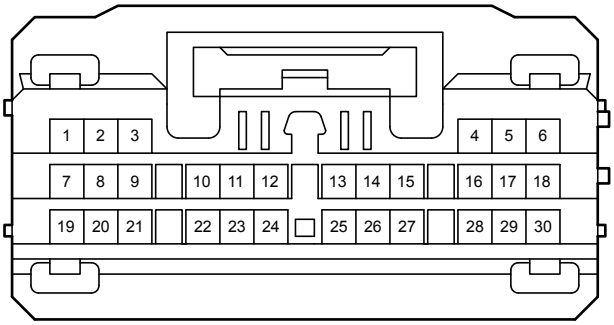

I 25
Black

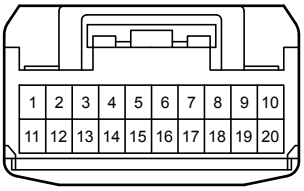

I 61
Blue

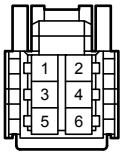

I 78
White

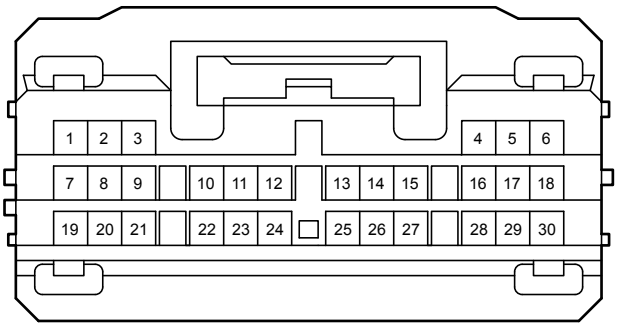

I 93
White

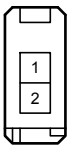

I 95
White

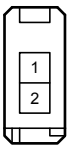

I101
White

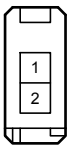

I106
White

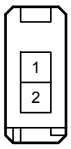

N 7
Black

O 1
White

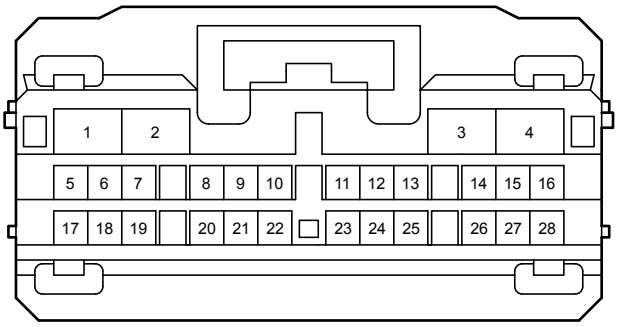

O 25
White

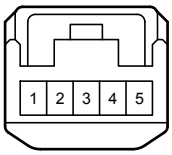

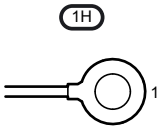
1H
1

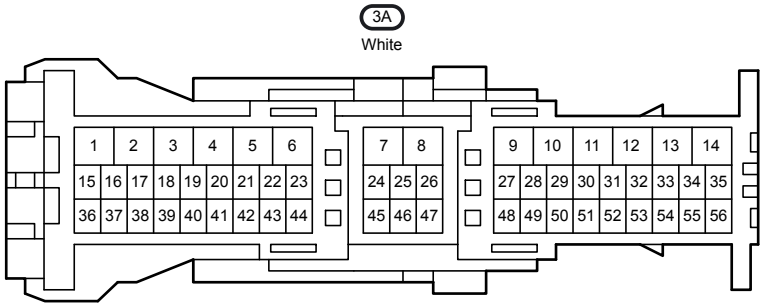
3A
White
1 2 3 4 5 6 7 8 9 10 11 12 13 14
15 16 17 18 19 20 21 22 23 24 25 26 27 28 29 30 31 32 33 34 35
36 37 38 39 40 41 42 43 44 45 46 47 48 49 50 51 52 53 54 55 56

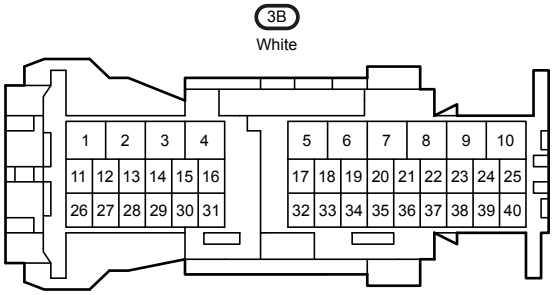
3B
White
1 2 3 4 5 6 7 8 9 10
11 12 13 14 15 16 17 18 19 20 21 22 23 24 25
26 27 28 29 30 31 32 33 34 35 36 37 38 39 40

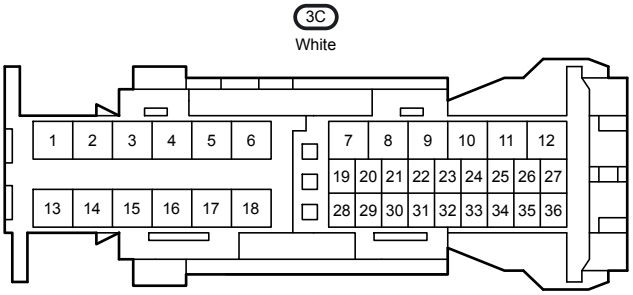
3C
White
1 2 3 4 5 6 7 8 9 10 11 12
13 14 15 16 17 18 19 20 21 22 23 24 25 26 27
28 29 30 31 32 33 34 35 36

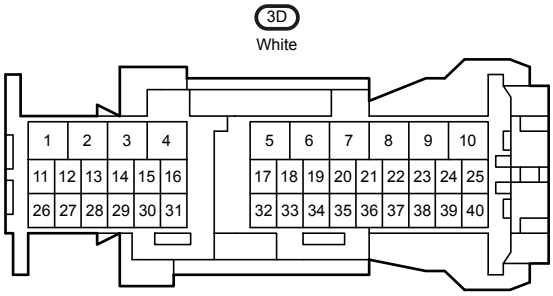
3D
White
1 2 3 4 5 6 7 8 9 10
11 12 13 14 15 16 17 18 19 20 21 22 23 24 25
26 27 28 29 30 31 32 33 34 35 36 37 38 39 40

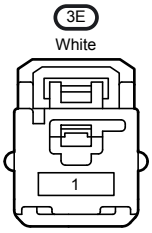
3E
White
1