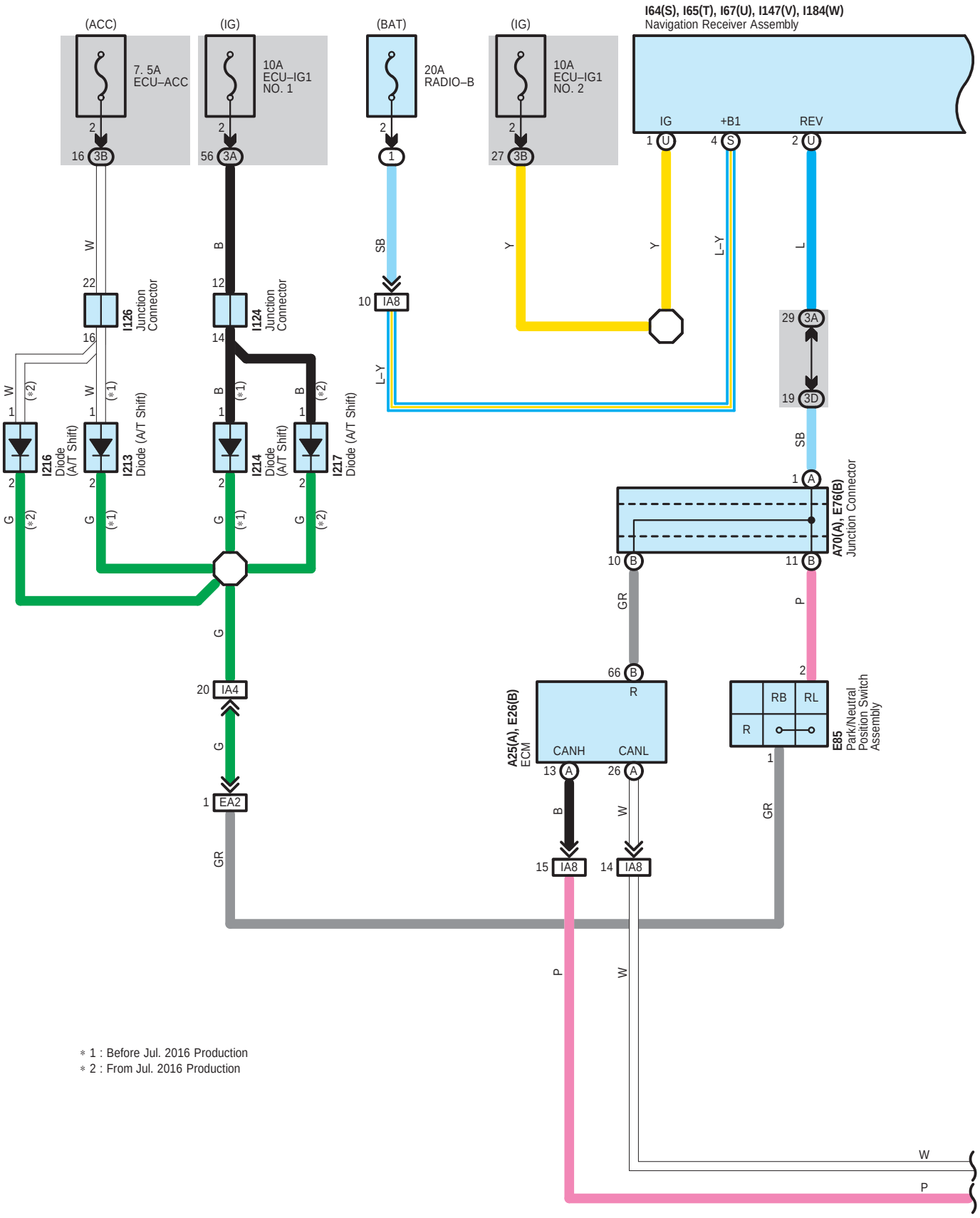
(ACC)
7. 5A
ECU–ACC
(IG)
10A
ECU–IG1
NO. 1
(BAT)
20A
RADIO–B
(IG)
10A
ECU–IG1
NO. 2
I64(S), I65(T), I67(U), I147(V), I184(W)
Navigation Receiver Assembly
IG
+B1
REV
I126
Junction
Connector
I124
Junction
Connector
I216
Diode
(A/T Shift)
I213
Diode (A/T Shift)
I214
Diode
(A/T Shift)
I217
Diode (A/T Shift)
A70(A), E76(B)
Junction Connector
A25(A), E26(B)
ECM
CANH
CANL
E85
Park/Neutral
Position Switch
Assembly
RB
RL
IA8
IA4
EA2
∗1 : Before Jul. 2016 Production
∗2 : From Jul. 2016 Production

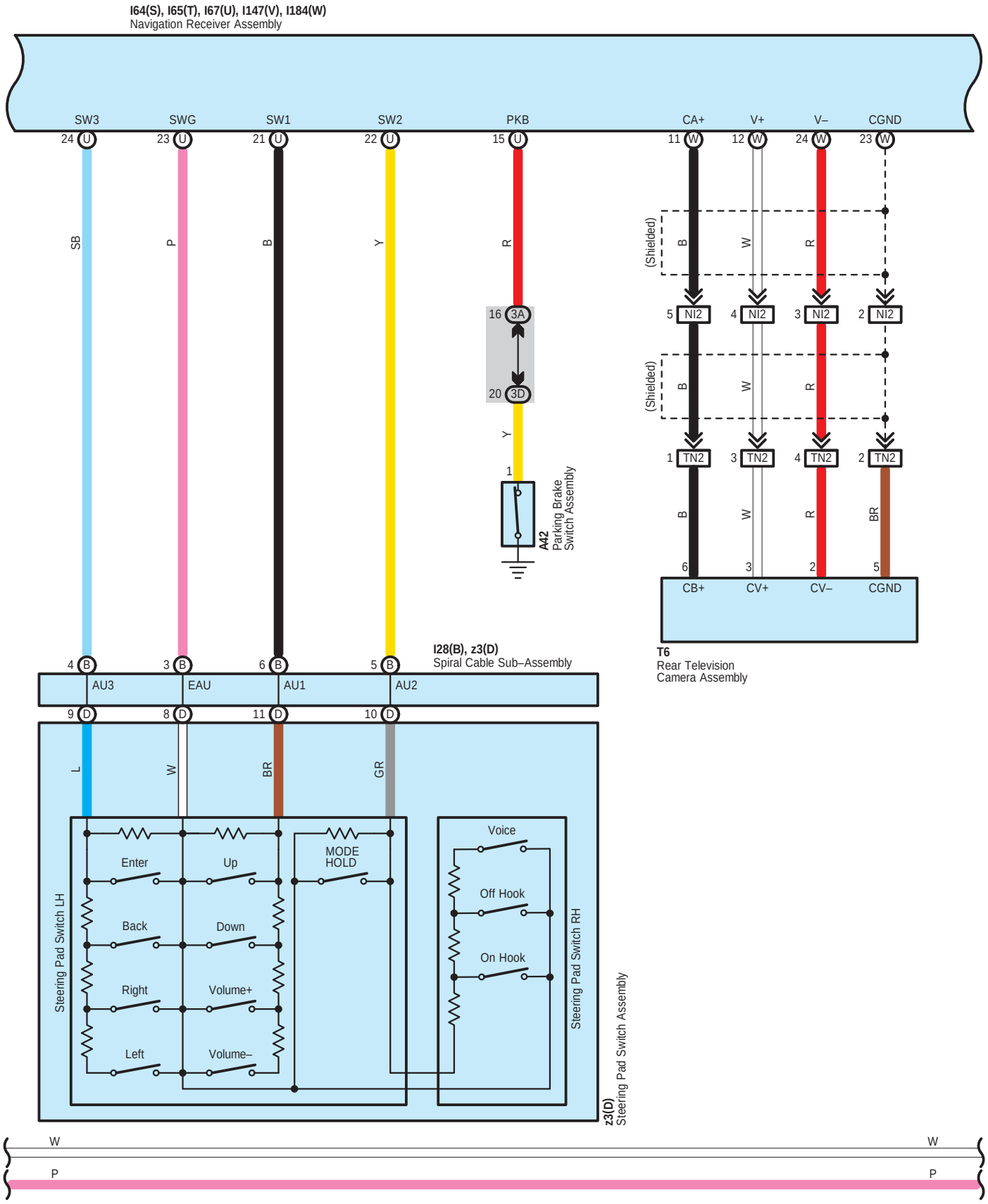
I64(S), I65(T), I67(U), I147(V), I184(W)
Navigation Receiver Assembly
SW3
SWG
SW1
SW2
PKB
CA+
V+
V–
CGND
24 U
23 U
21 U
22 U
15 U
11 W
12 W
24 W
23 W
SB
P
B
Y
R
(Shielded)
B
W
R
5 NI2
4 NI2
3 NI2
2 NI2
16 3A
20 3D
Y
1
A42
Parking Brake Switch Assembly
1 TN2
3 TN2
4 TN2
2 TN2
BR
6
3
2
5
CB+
CV+
CV–
CGND
T6
Rear Television Camera Assembly
I28(B), z3(D)
Spiral Cable Sub–Assembly
4 B
3 B
6 B
5 B
AU3
EAU
AU1
AU2
9 D
8 D
11 D
10 D
L
W
BR
GR
Enter
Up
MODE HOLD
Back
Down
Right
Volume+
Left
Volume–
Steering Pad Switch LH
Voice
Off Hook
On Hook
Steering Pad Switch RH
z3(D)
Steering Pad Switch Assembly
W
W
P
P

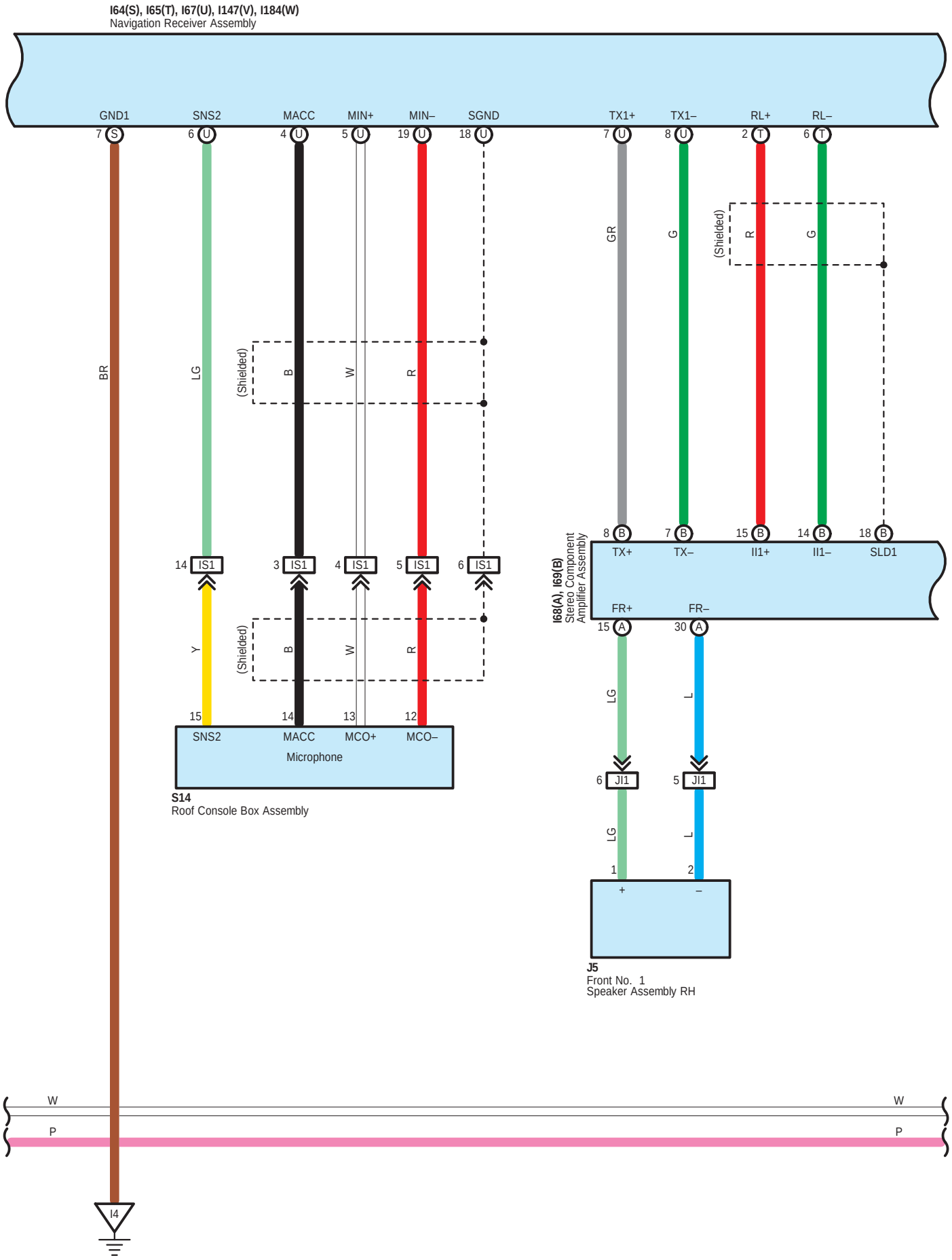
I64(S), I65(T), I67(U), I147(V), I184(W)
Navigation Receiver Assembly
GND1
SNS2
MACC
MIN+
MIN–
SGND
TX1+
TX1–
RL+
RL–
BR
LG
(Shielded)
B
W
R
GR
G
Y
IS1
JI1
SNS2
MACC
MCO+
MCO–
Microphone
S14
Roof Console Box Assembly
I68(A), I69(B)
Stereo Component Amplifier Assembly
TX+
TX–
II1+
II1–
SLD1
FR+
FR–
L
J5
Front No. 1
Speaker Assembly RH
W
P
I4

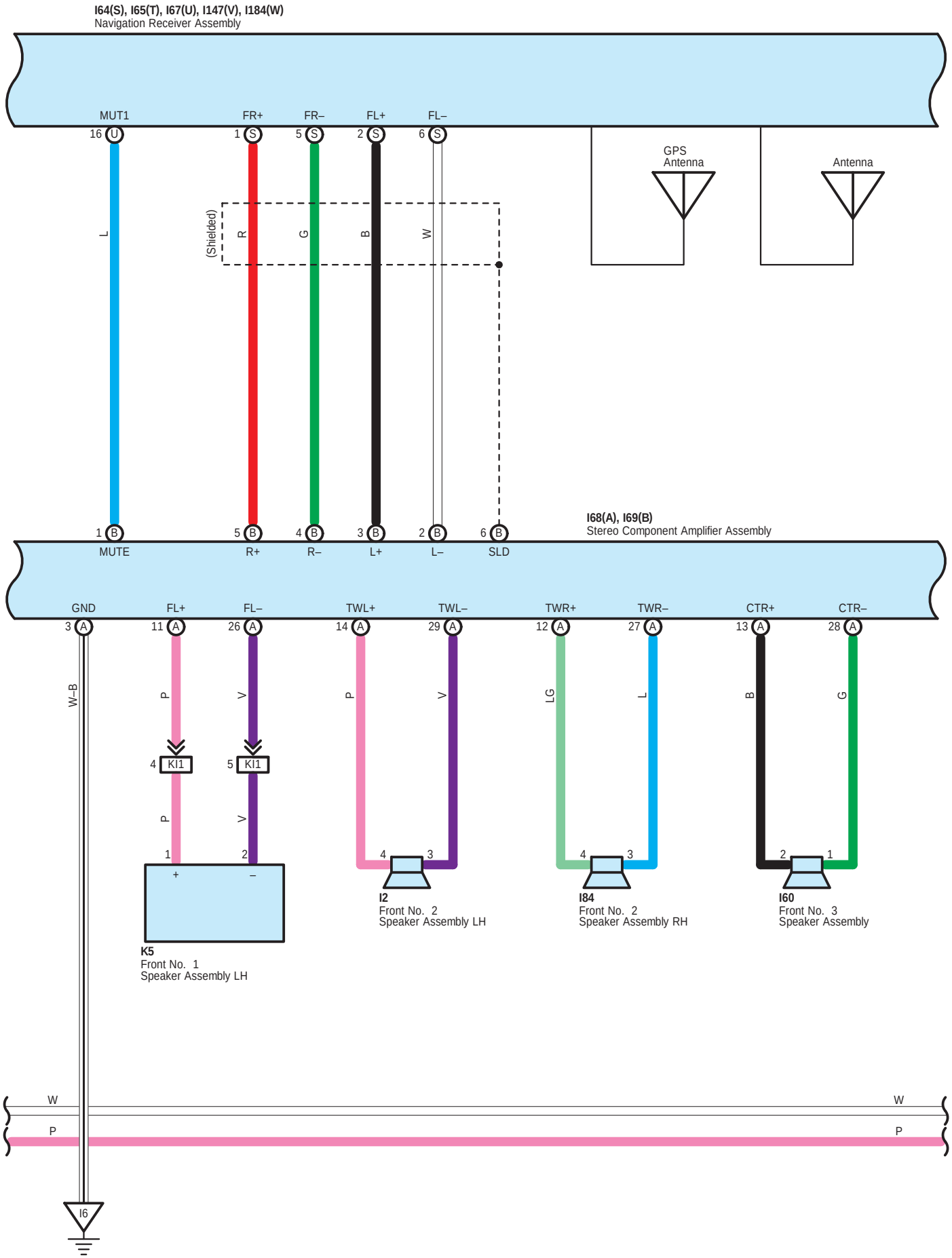
I64(S), I65(T), I67(U), I147(V), I184(W)
Navigation Receiver Assembly
MUT1
FR+
FR–
FL+
FL–
16 U
1 S
5 S
2 S
6 S
L
(Shielded)
R
G
B
W
GPS Antenna
Antenna
1 B
5 B
4 B
3 B
2 B
6 B
MUTE
R+
R–
L+
L–
SLD
I68(A), I69(B)
Stereo Component Amplifier Assembly
GND
FL+
FL–
TWL+
TWL–
TWR+
TWR–
CTR+
CTR–
3 A
11 A
26 A
14 A
29 A
12 A
27 A
13 A
28 A
W–B
P
V
P
V
LG
L
B
G
4 KI1
5 KI1
P
V
1
2
+
–
K5
Front No. 1
Speaker Assembly LH
4
3
I2
Front No. 2
Speaker Assembly LH
4
3
I84
Front No. 2
Speaker Assembly RH
2
1
I60
Front No. 3
Speaker Assembly
W
W
P
P
I6

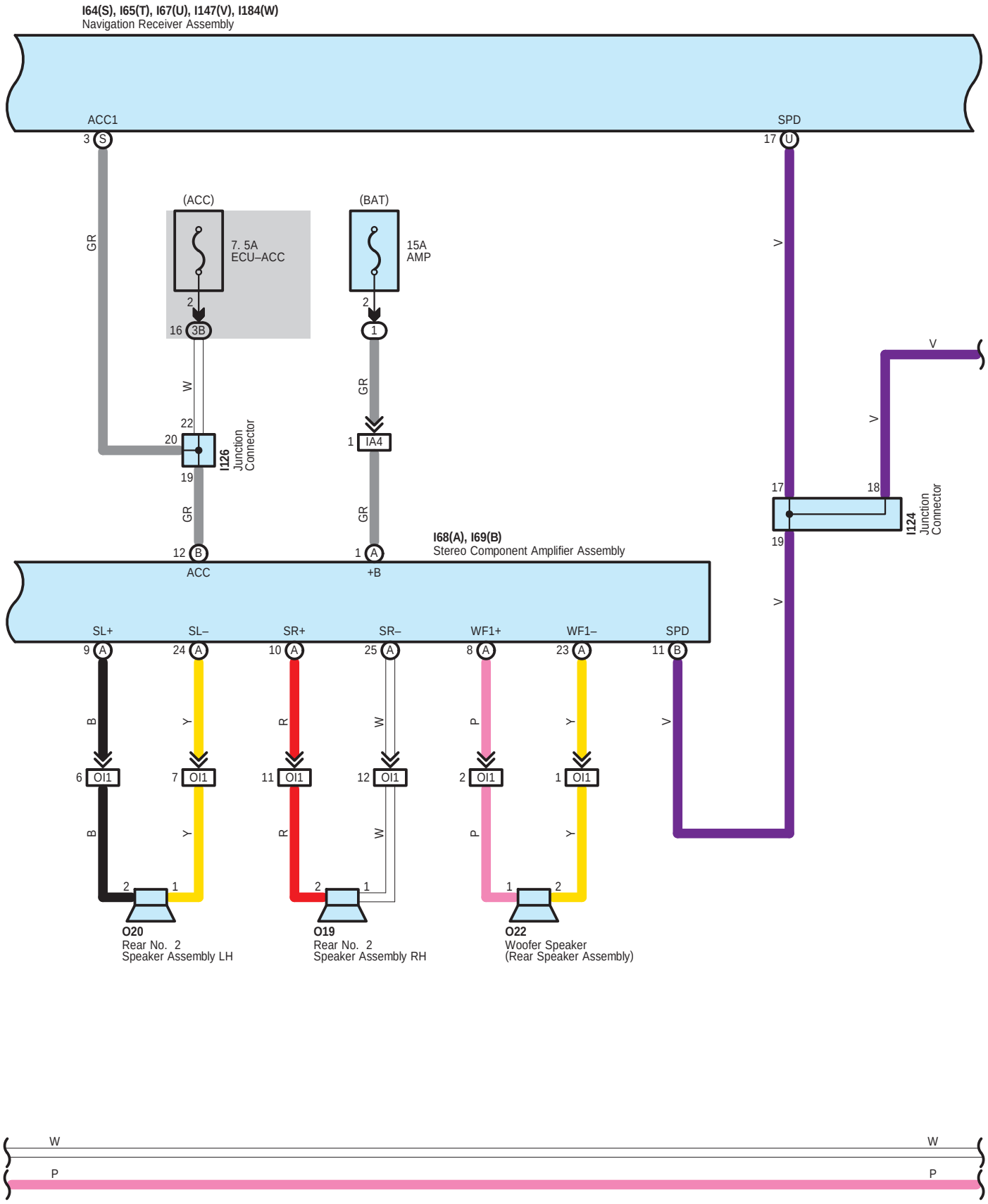
I64(S), I65(T), I67(U), I147(V), I184(W)
Navigation Receiver Assembly
ACC1
3 S
SPD
17 U
(ACC)
7. 5A
ECU–ACC
(BAT)
15A
AMP
GR
V
2
16 3B
1
W
22
20
I126
Junction
Connector
19
IA4
12 B
1 A
ACC
+B
I68(A), I69(B)
Stereo Component Amplifier Assembly
17
18
I124
Junction
Connector
SL+
SL–
SR+
SR–
WF1+
WF1–
SPD
9 A
24 A
10 A
25 A
8 A
23 A
11 B
B
Y
R
W
P
6 OI1
7 OI1
11 OI1
12 OI1
2 OI1
1 OI1
O20
Rear No. 2
Speaker Assembly LH
O19
Rear No. 2
Speaker Assembly RH
O22
Woofer Speaker
(Rear Speaker Assembly)

W
W
P
P

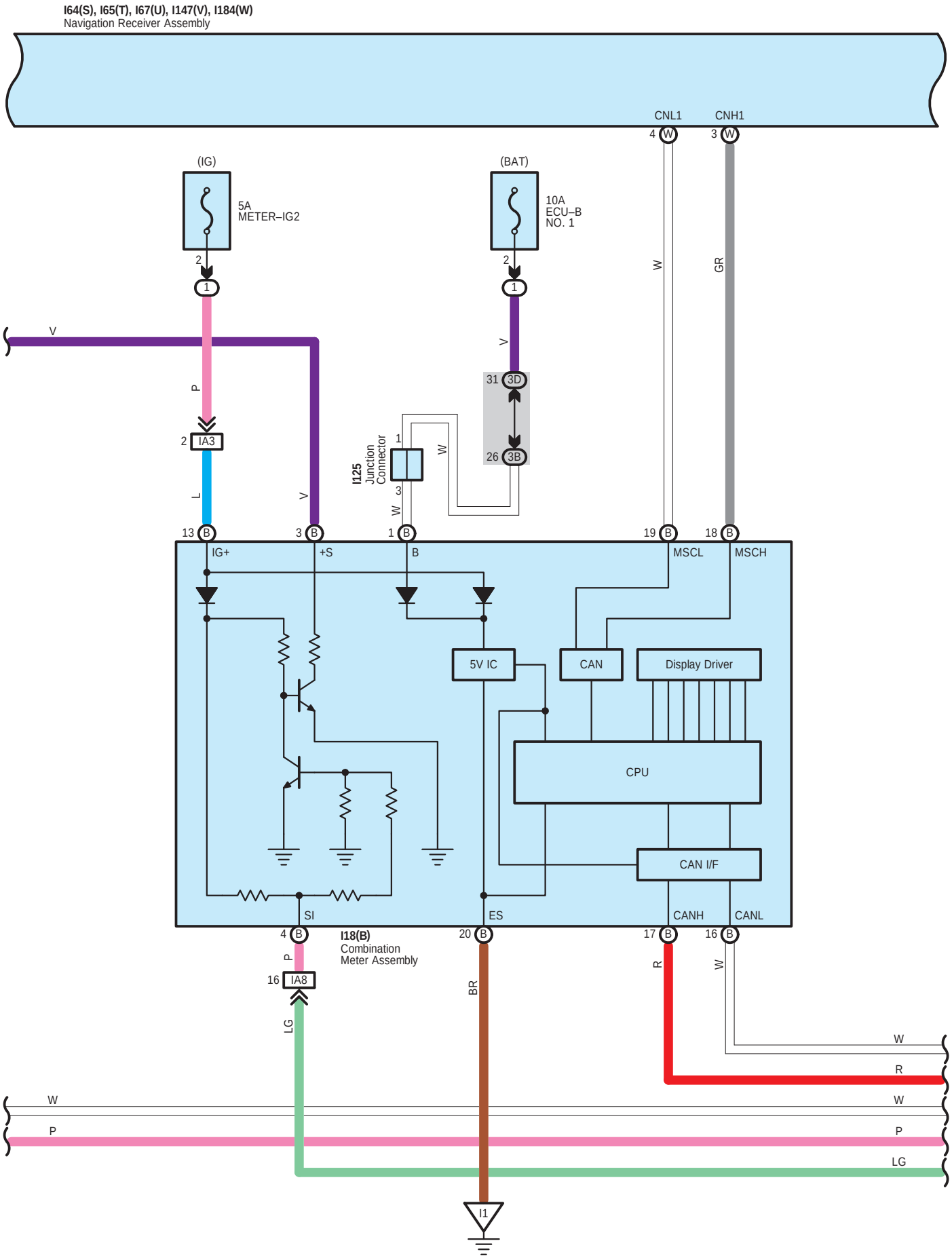
I64(S), I65(T), I67(U), I147(V), I184(W)
Navigation Receiver Assembly
CNL1
CNH1
4 W
3 W
(IG)
5A
METER–IG2
(BAT)
10A
ECU–B
NO. 1
2
1
V
P
2 IA3
L
13 B
3 B
1 B
19 B
18 B
IG+
+S
B
MSCL
MSCH
W
GR
31 3D
26 3B
I125
Junction
Connector
3
5V IC
CAN
Display Driver
CPU
CAN I/F
SI
ES
CANH
CANL
4 B
20 B
17 B
16 B
I18(B)
Combination
Meter Assembly
16 IA8
LG
BR
R
I1

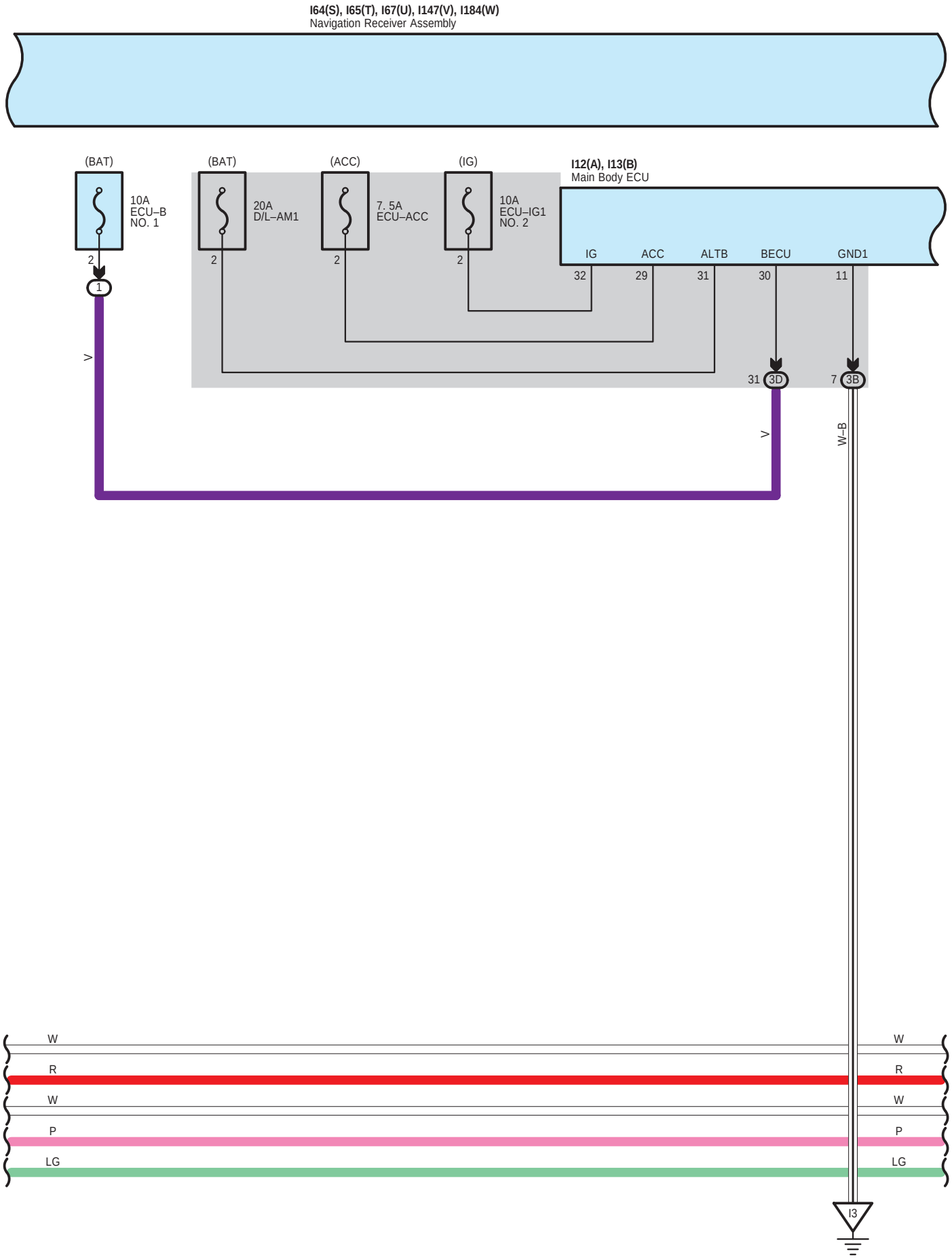
I64(S), I65(T), I67(U), I147(V), I184(W)
Navigation Receiver Assembly
(BAT)
10A
ECU–B
NO. 1
2
1
V
(BAT)
20A
D/L–AM1
2
(ACC)
7. 5A
ECU–ACC
2
(IG)
10A
ECU–IG1
NO. 2
2
I12(A), I13(B)
Main Body ECU
IG
ACC
ALTB
BECU
GND1
32
29
31
30
11
31
3D
7
3B
V
W–B
W
R
W
P
LG
W
R
W
P
LG
I3

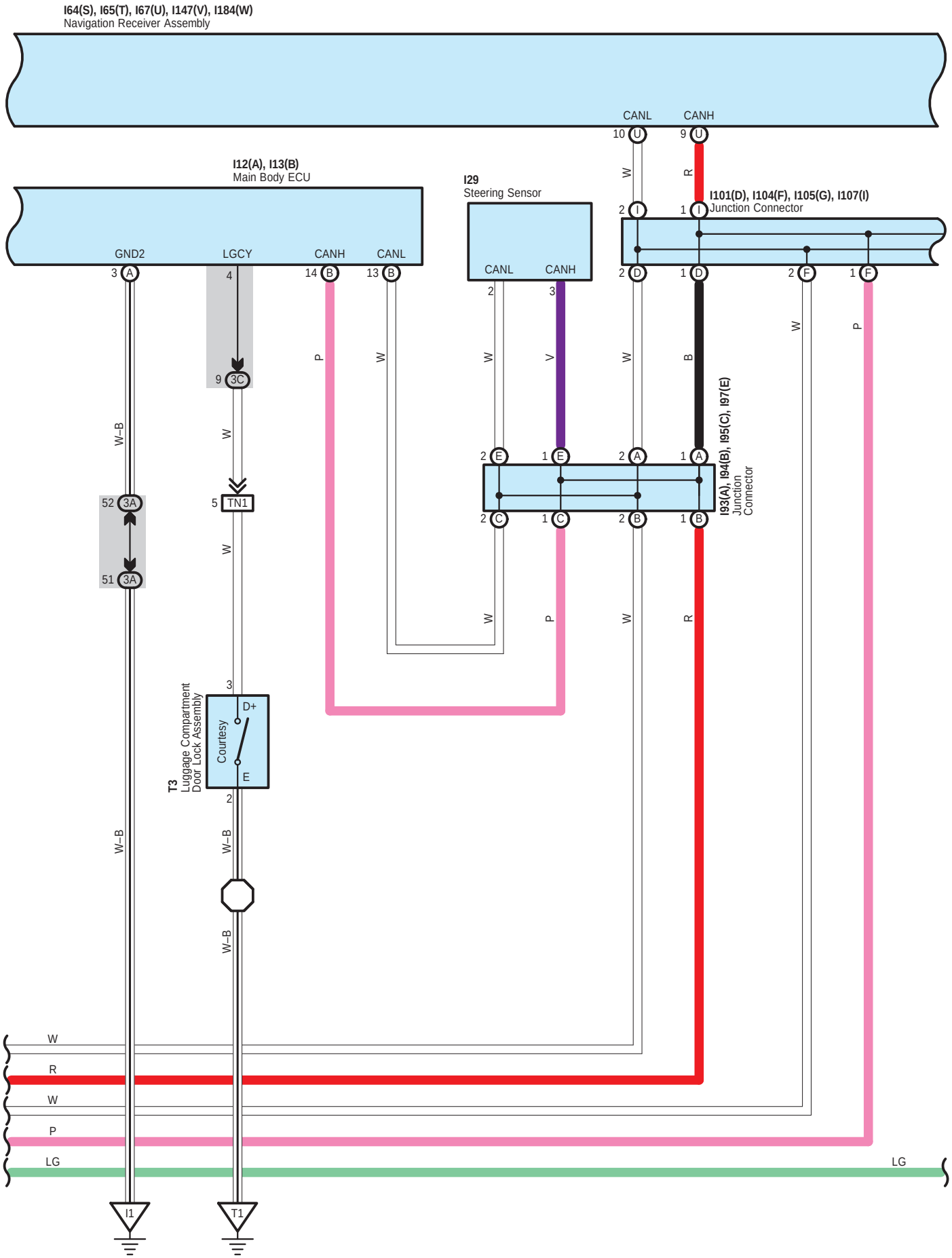
I64(S), I65(T), I67(U), I147(V), I184(W)
Navigation Receiver Assembly
CANL
CANH
10 U
9 U
I12(A), I13(B)
Main Body ECU
I29
Steering Sensor
I101(D), I104(F), I105(G), I107(I)
Junction Connector
GND2
LGCY
CANH
CANL
3 A
4
14 B
13 B
CANL
CANH
2 I
1 I
2 D
1 D
2 F
1 F
9 3C
52 3A
51 3A
5 TN1
2 E
1 E
2 A
1 A
2 C
1 C
2 B
1 B
I93(A), I94(B), I95(C), I97(E)
Junction Connector
3
D+
Courtesy
E
2
T3
Luggage Compartment Door Lock Assembly
W–B
W
P
V
B
R
LG
I1
T1

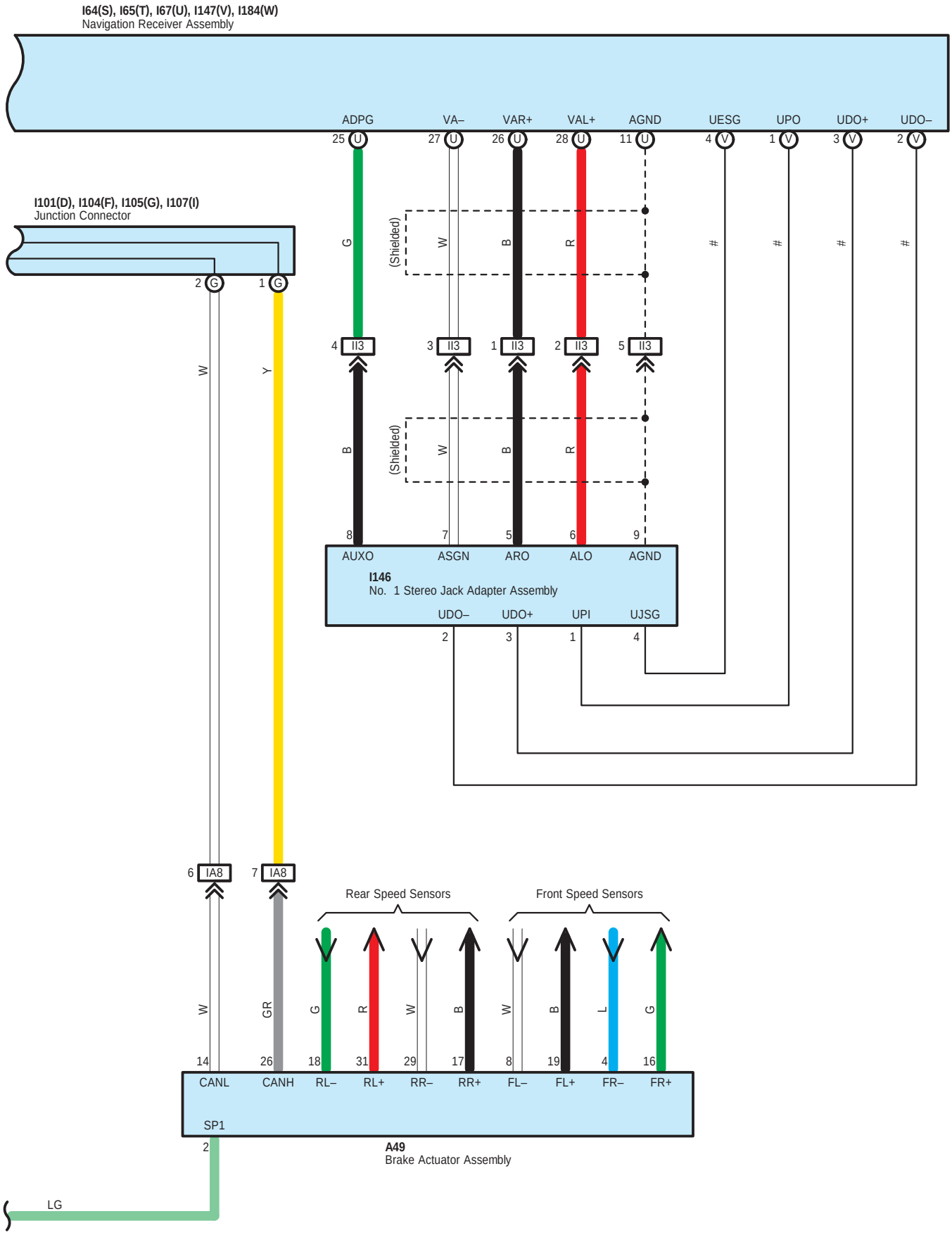

: There is no wire color information.

A 25
Black

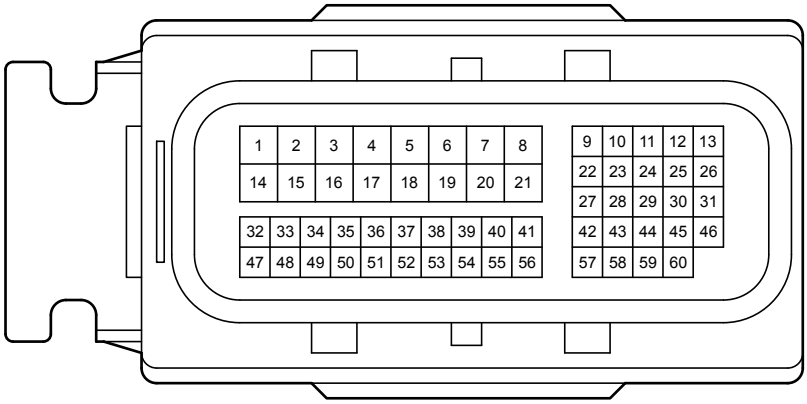

A 42
Black

A 49
Black

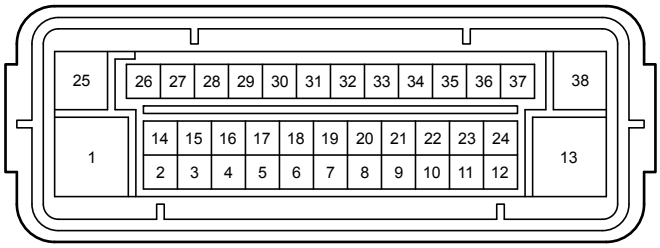

A 70
White

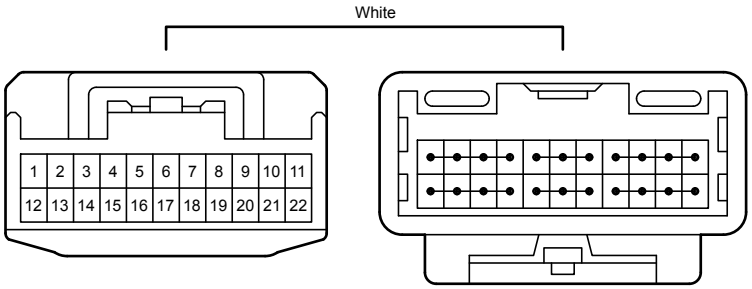

E 26
Black

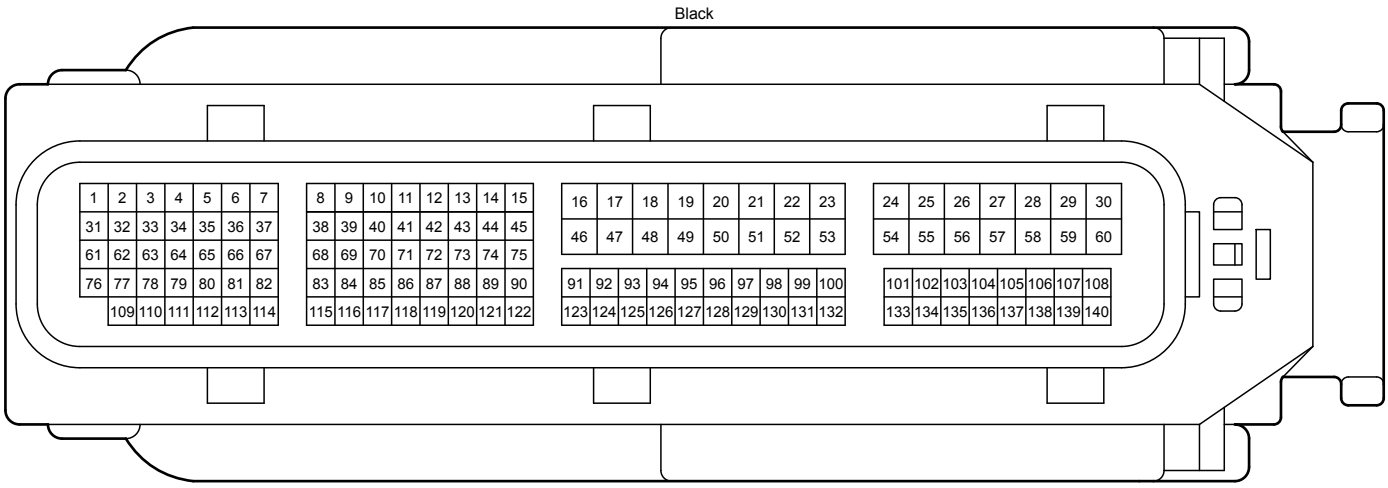

E 76
White

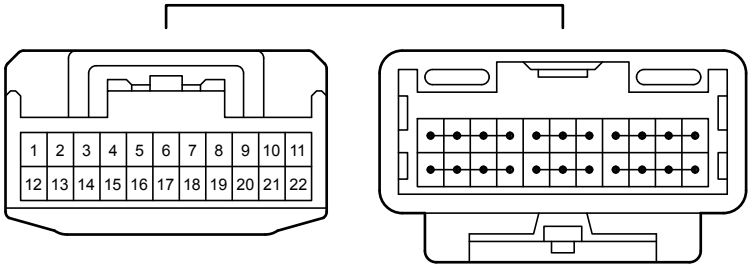

E 85
Gray

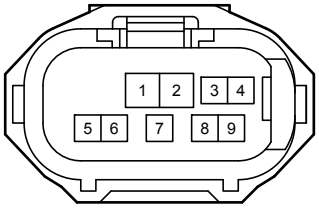

I 2
White

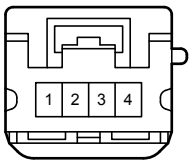

I 12
White

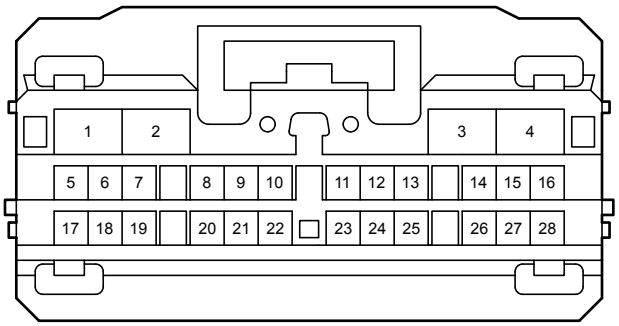

I 13
White

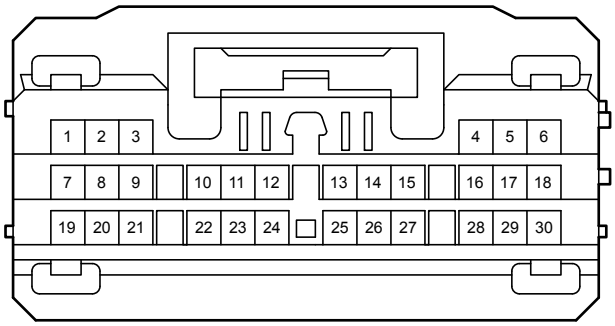

I 18
Black

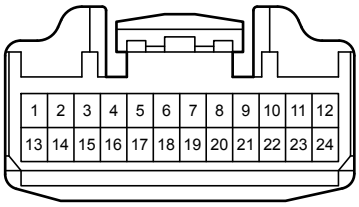

I 28
Black

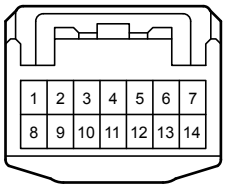

I 29
Blue

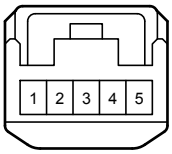

I 60
White

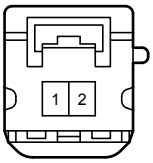

I 64
White

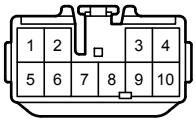

I 65
White

I 67
White

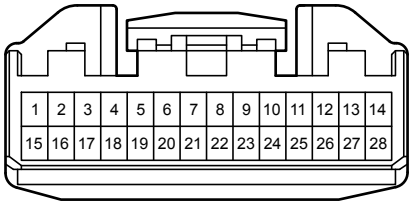

I 68
White

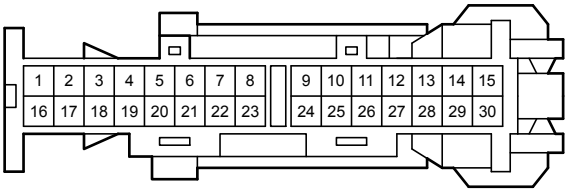

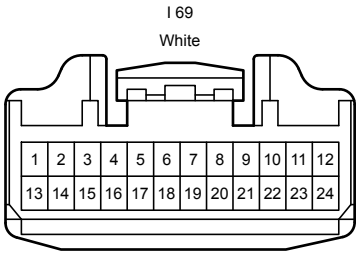
I 69
White
1 2 3 4 5 6 7 8 9 10 11 12
13 14 15 16 17 18 19 20 21 22 23 24

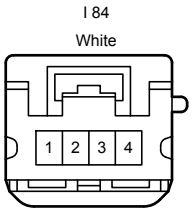
I 84
White
1 2 3 4

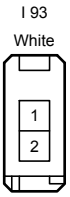
I 93
White
1
2

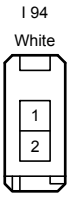
I 94
White
1
2

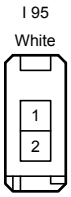
I 95
White
1
2

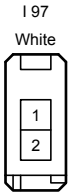
I 97
White
1
2

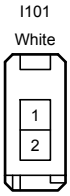
I101
White
1
2

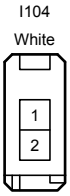
I104
White
1
2

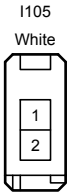
I105
White
1
2

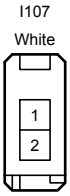
I107
White
1
2

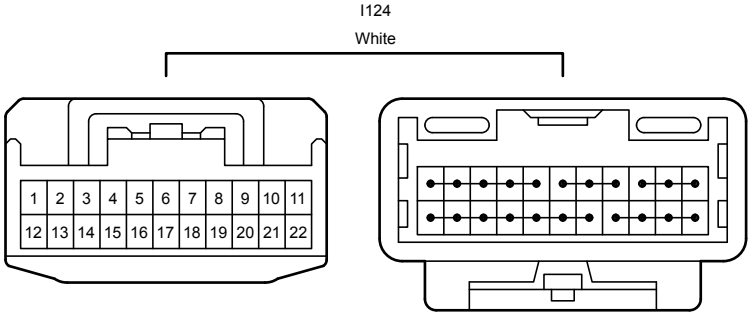
I124
White
1 2 3 4 5 6 7 8 9 10 11
12 13 14 15 16 17 18 19 20 21 22

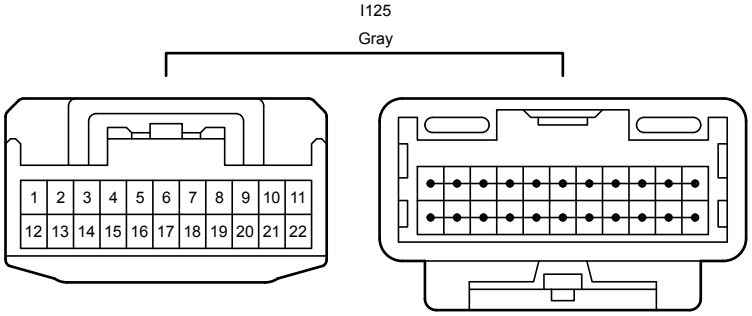
I125
Gray
1 2 3 4 5 6 7 8 9 10 11
12 13 14 15 16 17 18 19 20 21 22

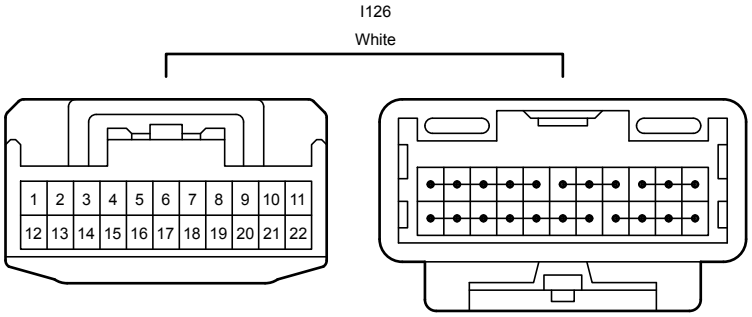
I126
White
1 2 3 4 5 6 7 8 9 10 11
12 13 14 15 16 17 18 19 20 21 22

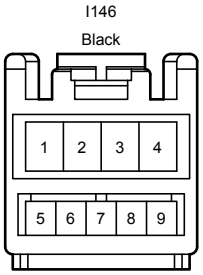
I146
Black
1 2 3 4
5 6 7 8 9

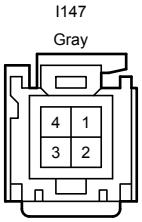
I147
Gray
4 1
3 2

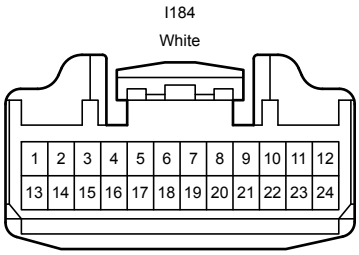
I184
White
1 2 3 4 5 6 7 8 9 10 11 12
13 14 15 16 17 18 19 20 21 22 23 24

I213
Gray
1 2

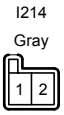
I214
Gray
1 2

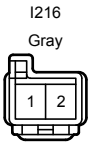
I216
Gray
1 2

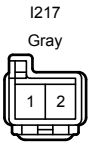
I217
Gray
1 2

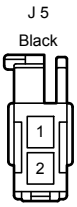
J 5
Black
1
2

K 5
Black

O 19
White

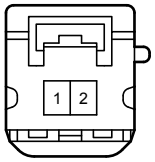

O 20
White

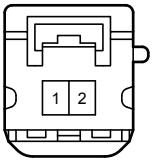

O 22
Black

S 14
Black

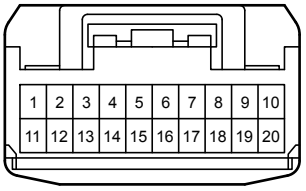

T 3
Black



T 6
Gray



z 3
Black

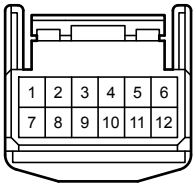

3A
White

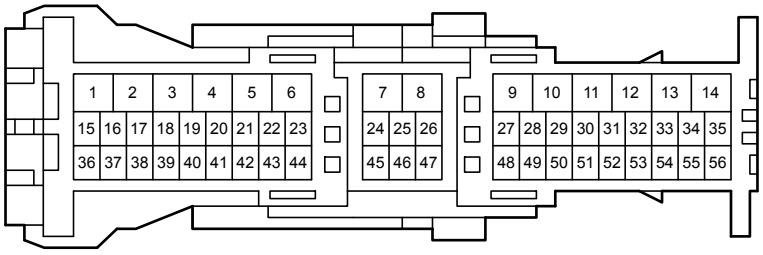

3B
White

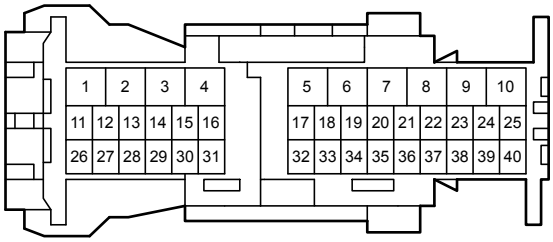

3C
White

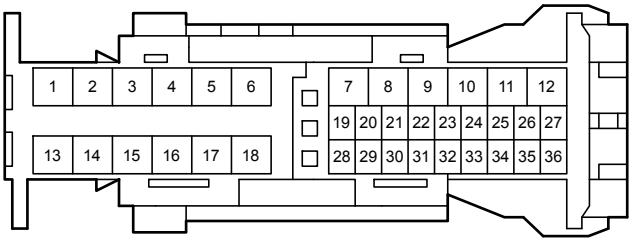

3D
White

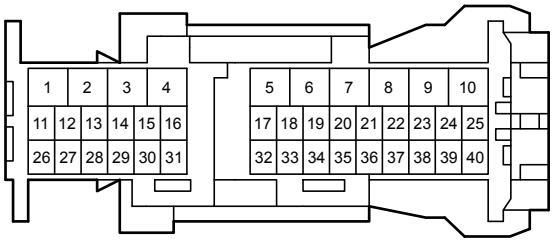

EA2
White

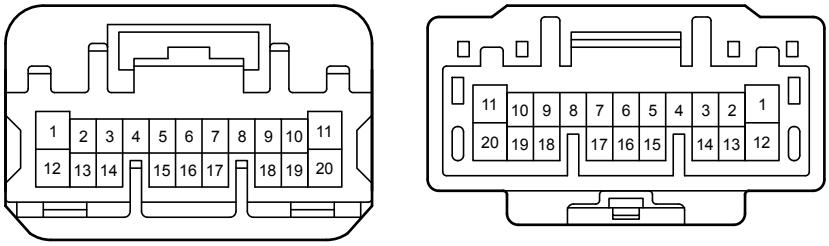

IA3
Blue

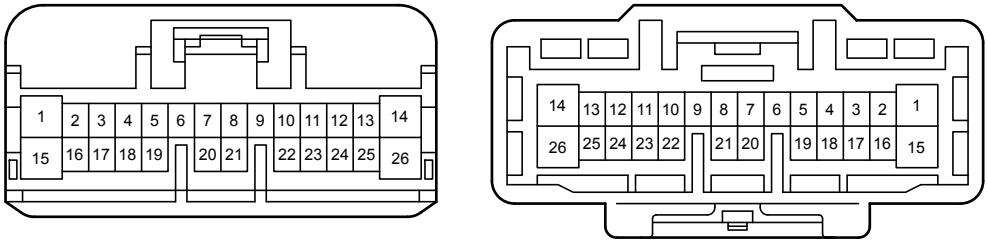

IA4
Gray

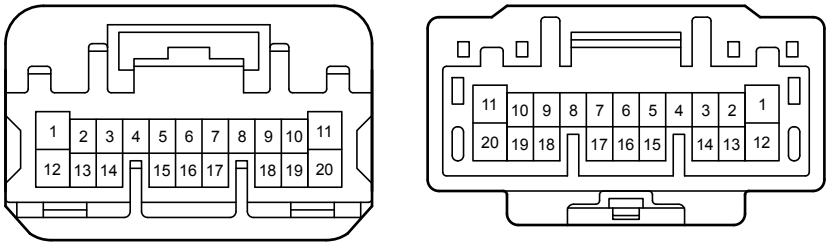

IA8
Gray

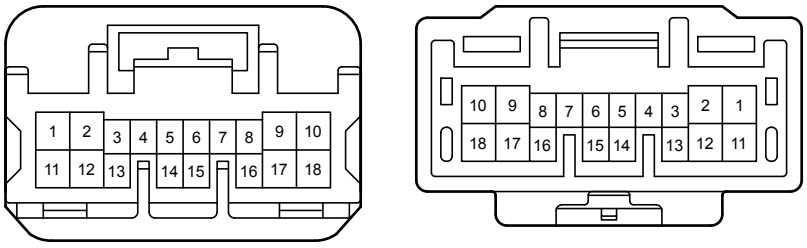

II3
White

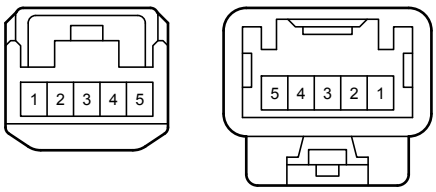

IS1
White

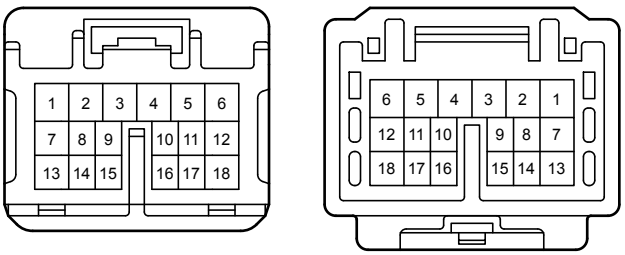

JI1
Gray

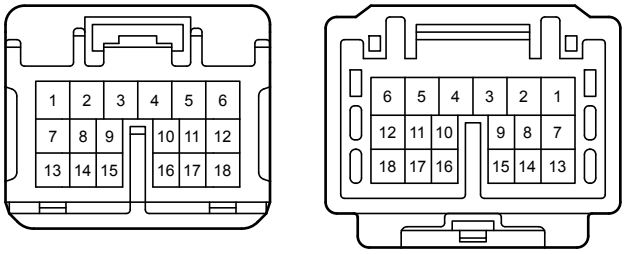

KI1
White

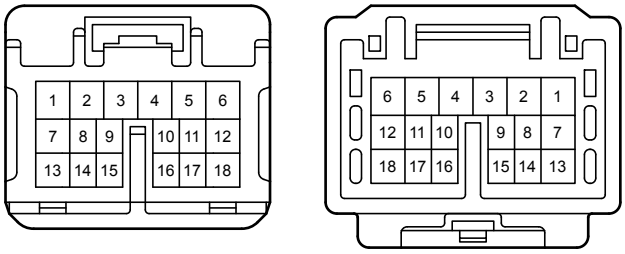

NI2
White

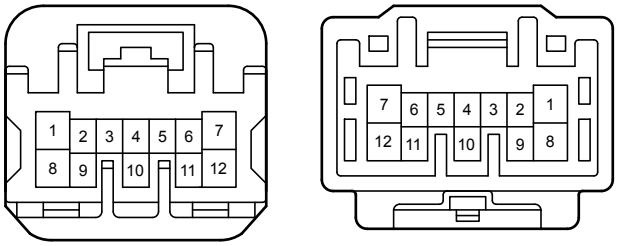

OI1
Gray

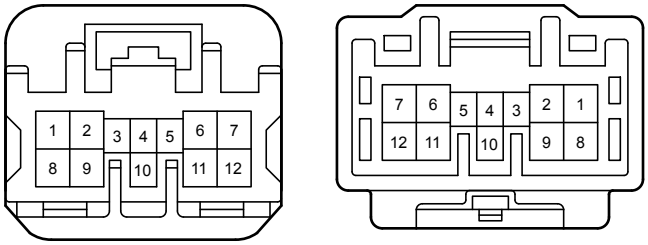

TN1
White

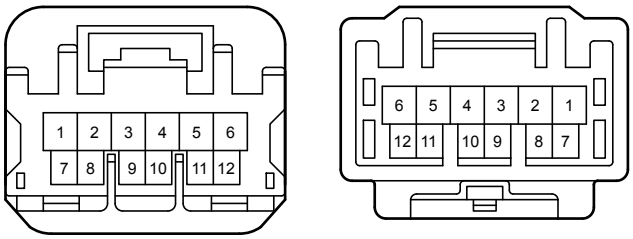
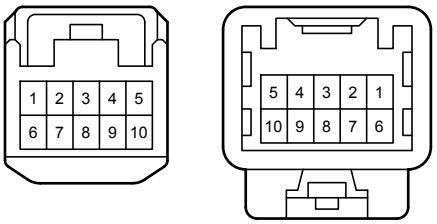
TN2
White