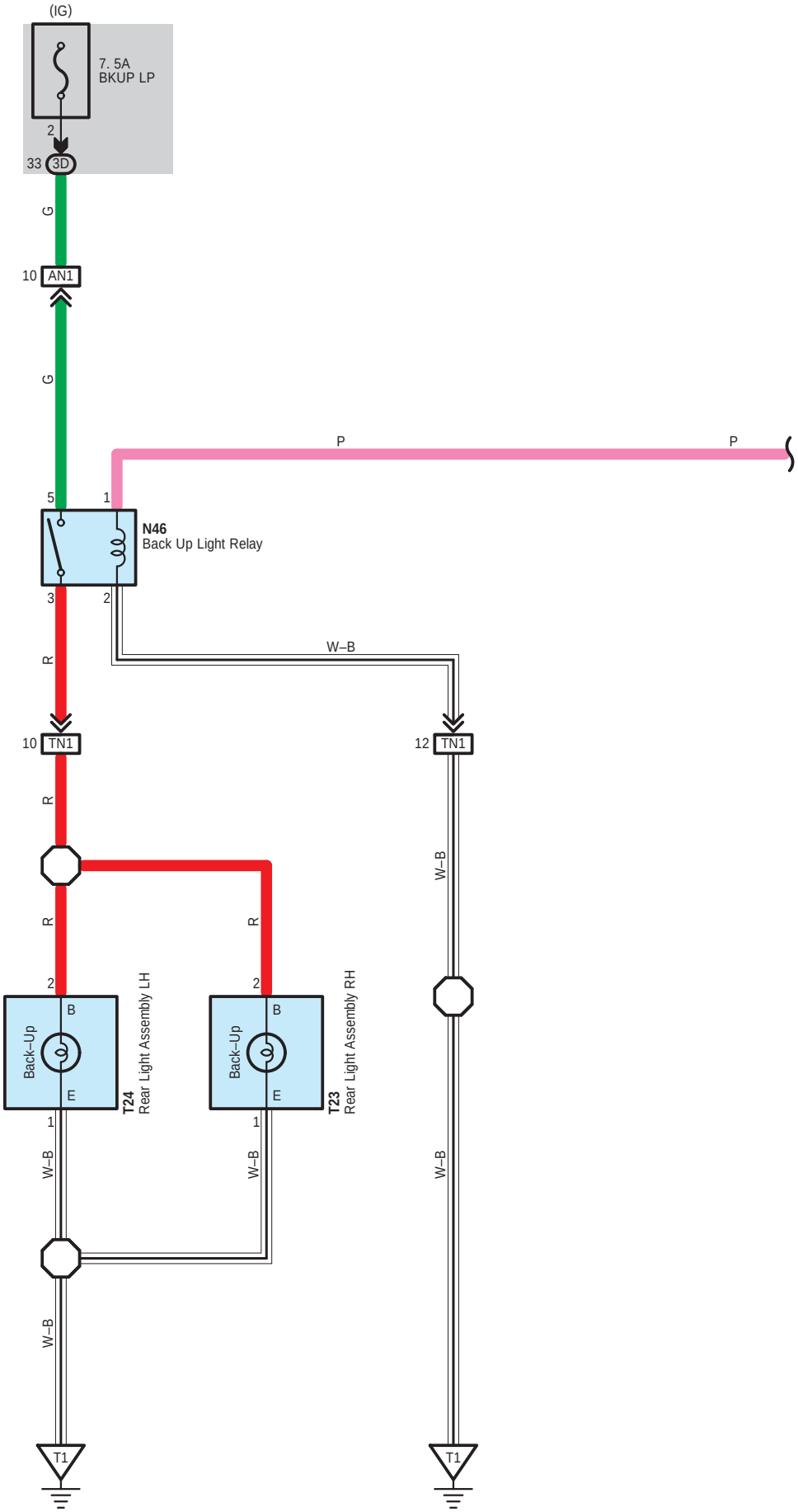
(IG)
7. 5A
BKUP LP
2
33 3D
G
10 AN1
G
P
P
5
1
N46
Back Up Light Relay
3
2
W–B
R
10 TN1
12 TN1
R
W–B
R
R
2
2
B
Back–Up
E
T24
Rear Light Assembly LH
B
Back–Up
E
T23
Rear Light Assembly RH
1
1
W–B
W–B
W–B
W–B
T1
T1

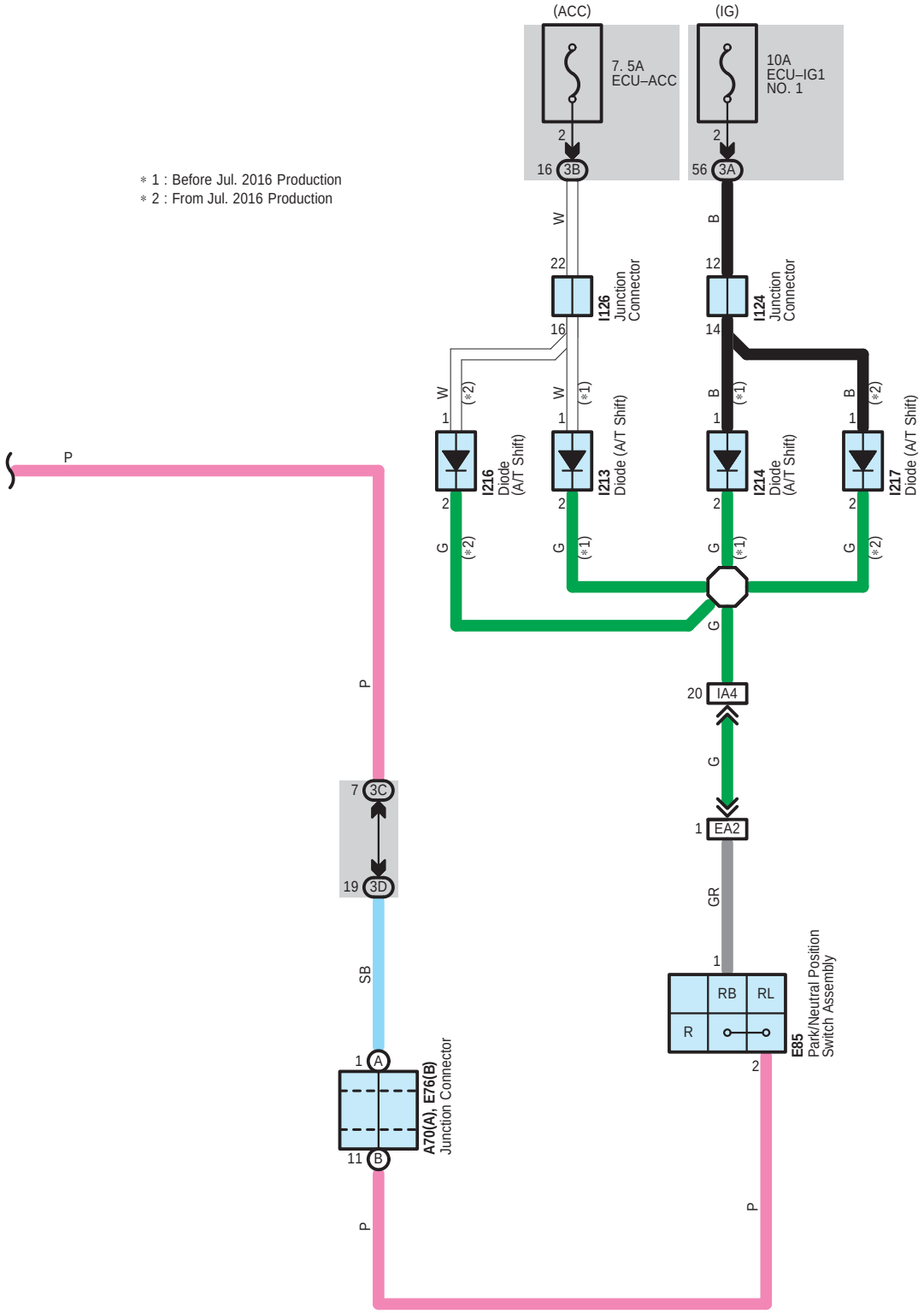
(ACC)
(IG)
7. 5A
ECU–ACC
10A
ECU–IG1
NO. 1
2
16 3B
56 3A
∗ 1 : Before Jul. 2016 Production
∗ 2 : From Jul. 2016 Production
W
B
22
12
I126
Junction
Connector
I124
Junction
Connector
16
14
W
(∗2)
W
(∗1)
B
(∗1)
B
(∗2)
1
I216
Diode
(A/T Shift)
I213
Diode (A/T Shift)
I214
Diode
(A/T Shift)
I217
Diode (A/T Shift)
P
G
(∗2)
G
(∗1)
G
(∗1)
G
(∗2)
G
20 IA4
P
G
7 3C
1 EA2
19 3D
GR
SB
1
RB
RL
R
E85
Park/Neutral Position
Switch Assembly
1 A
A70(A), E76(B)
Junction Connector
11 B
P
P

A 70
White

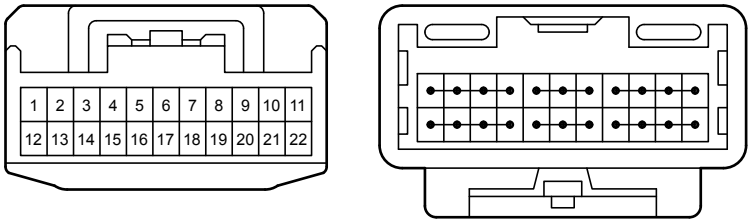

E 76
White

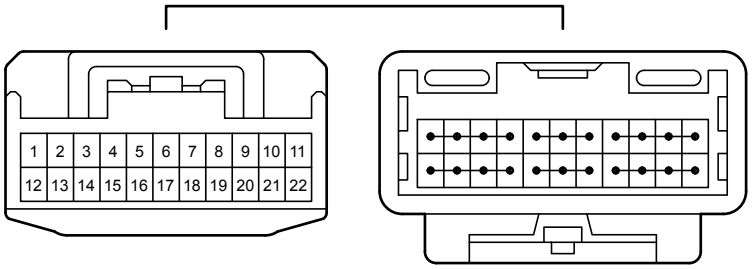

E 85
Gray

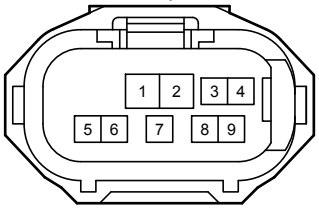

I124
White

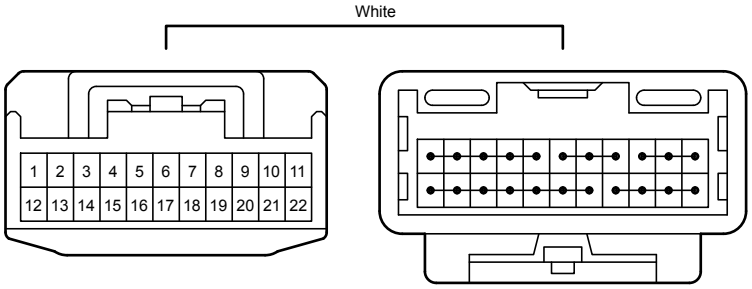

I126
White

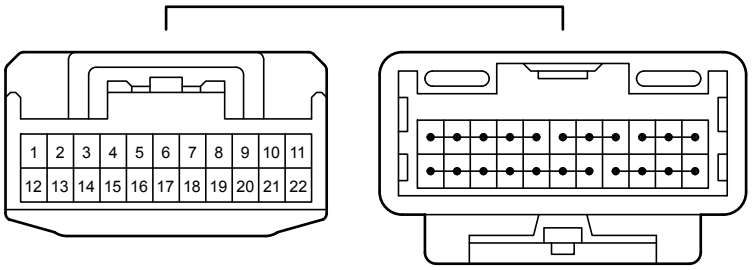

I213
Gray

I214
Gray

I216
Gray

I217
Gray

N 46
Black

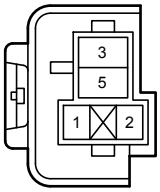

T 23
White

T 24
White

3A
White

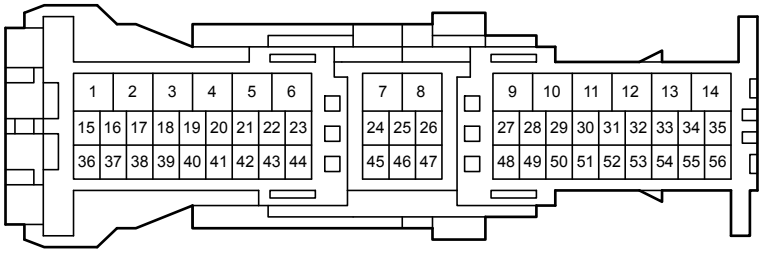

3B
White

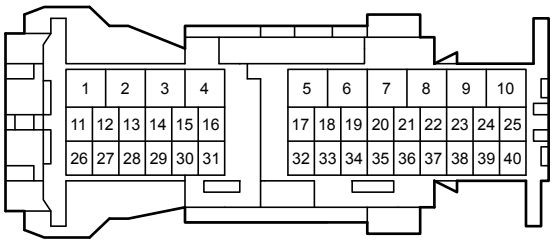

3C
White

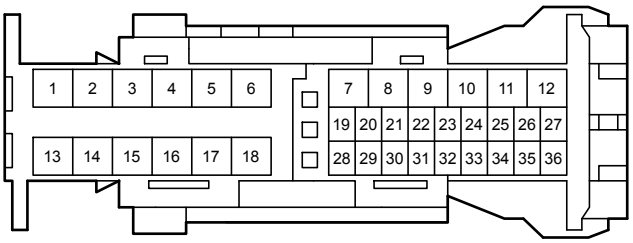

3D
White

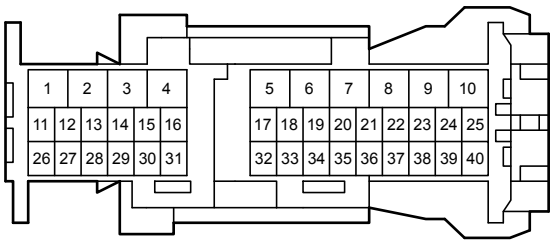

AN1
White

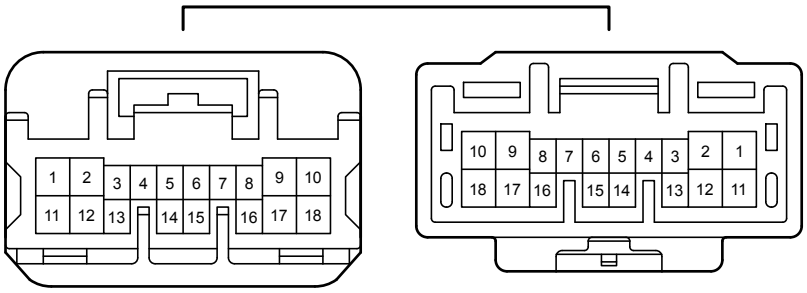

EA2
White

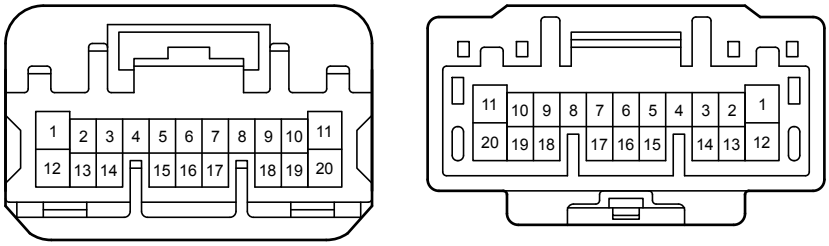

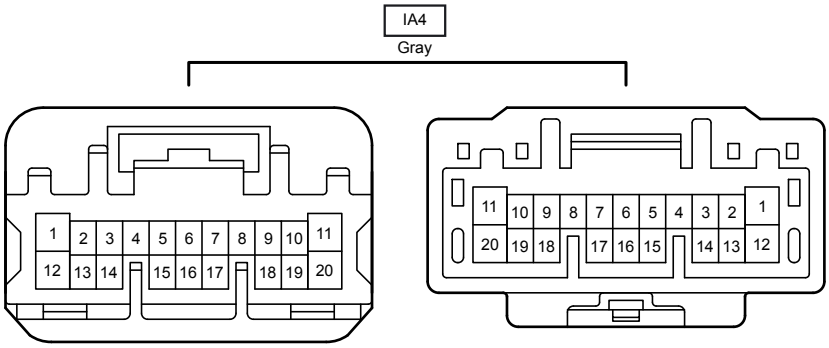
IA4
Gray
1 2 3 4 5 6 7 8 9 10 11
12 13 14 15 16 17 18 19 20
11 10 9 8 7 6 5 4 3 2 1
20 19 18 17 16 15 14 13 12

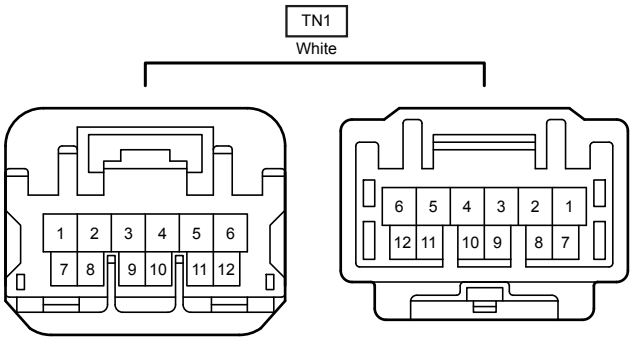
TN1
White
1 2 3 4 5 6
7 8 9 10 11 12
6 5 4 3 2 1
12 11 10 9 8 7