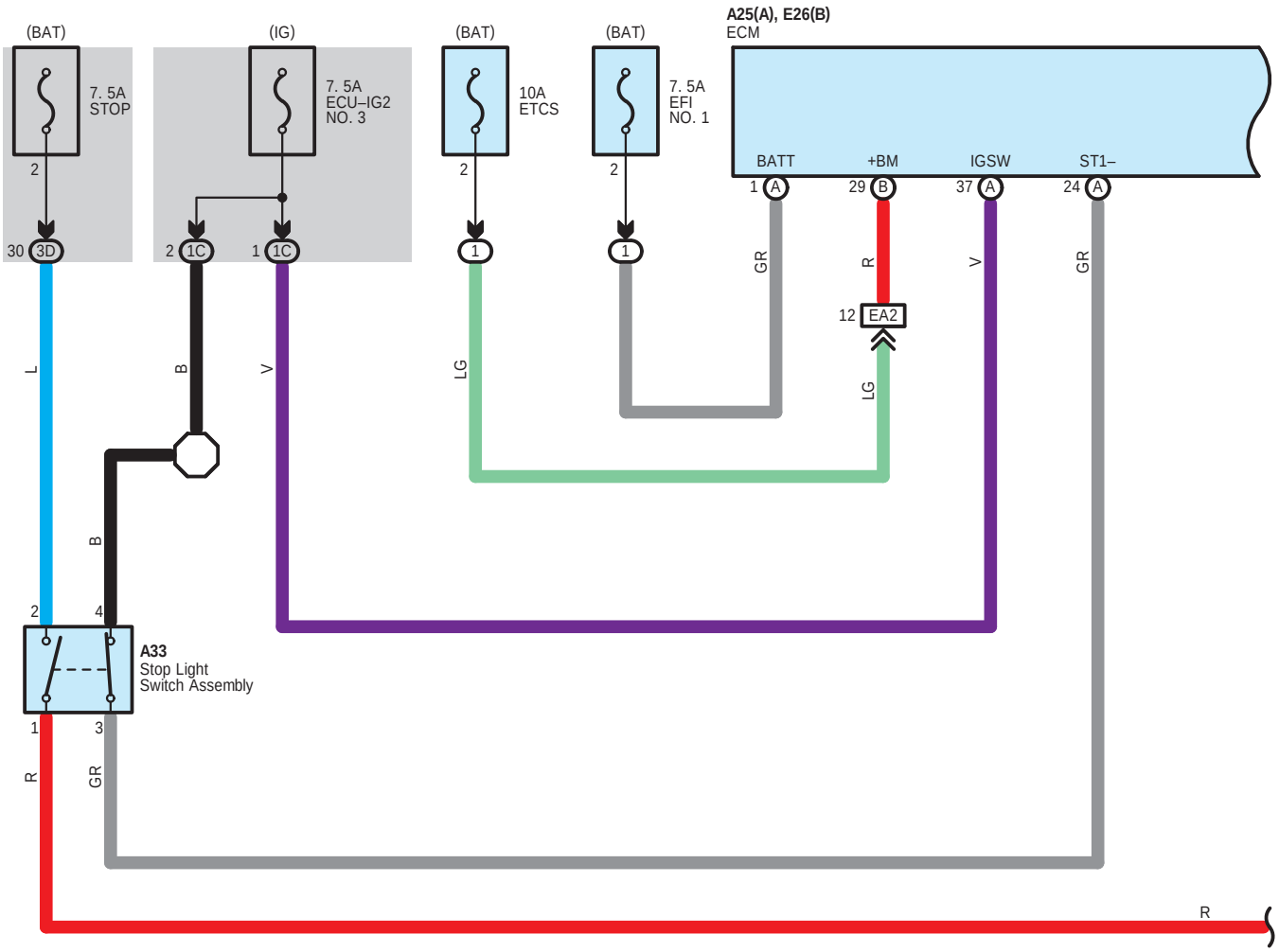
(BAT)
7. 5A
STOP
2
30 3D
(IG)
7. 5A
ECU–IG2
NO. 3
2 1C
1 1C
(BAT)
10A
ETCS
2
1
(BAT)
7. 5A
EFI
NO. 1
2
1
A25(A), E26(B)
ECM
BATT
+BM
IGSW
ST1–
1 A
29 B
37 A
24 A
GR
R
V
GR
12 EA2
LG
L
B
V
LG
B
2
4
A33
Stop Light
Switch Assembly
1
3
R
GR
R

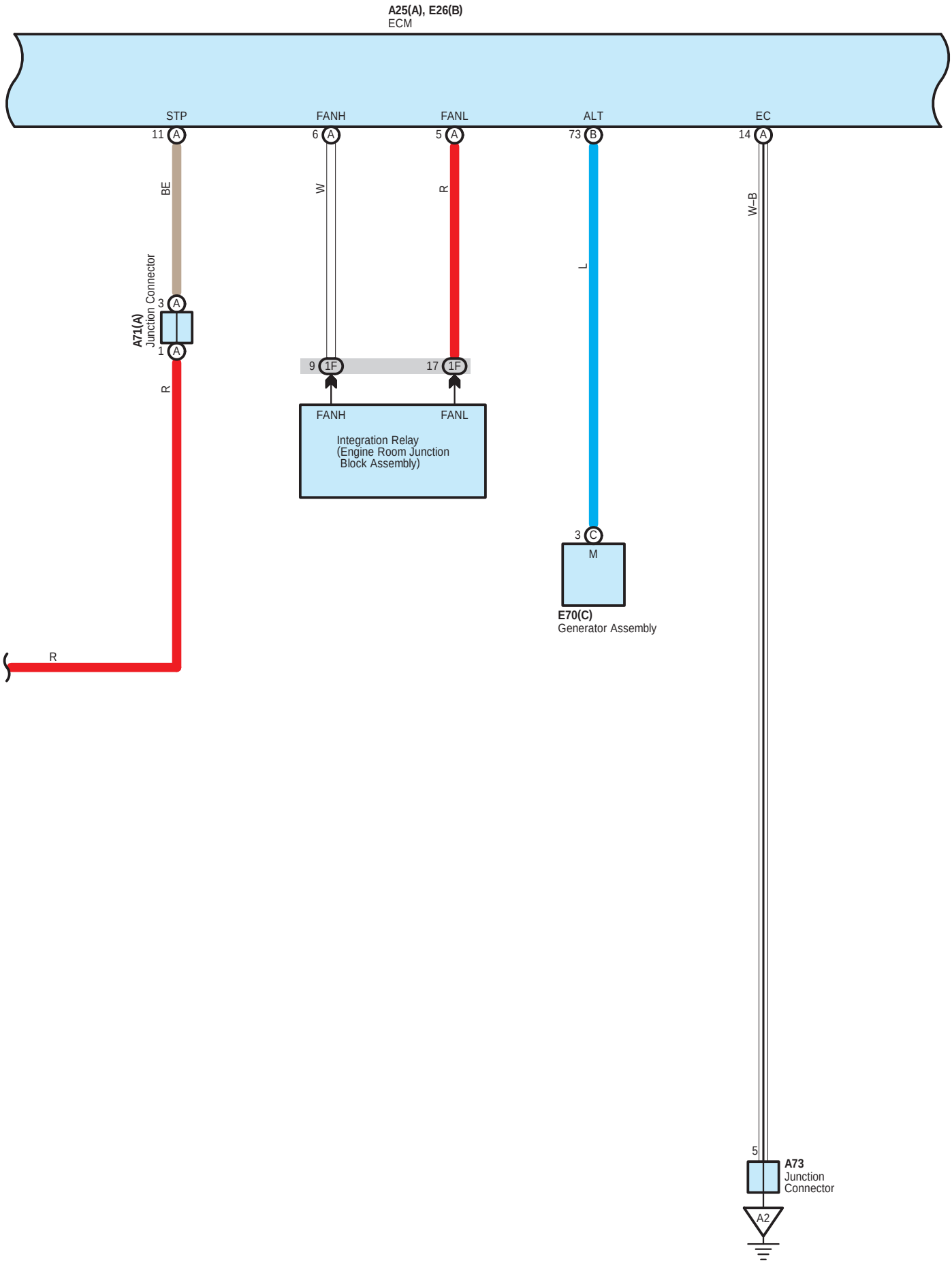
A25(A), E26(B)
ECM
STP
FANH
FANL
ALT
EC
11 A
6 A
5 A
73 B
14 A
BE
W
R
L
W–B
A71(A)
Junction Connector
3 A
1 A
R
9 1F
17 1F
FANH
FANL
Integration Relay
(Engine Room Junction
Block Assembly)
3 C
M
E70(C)
Generator Assembly
R
5
A73
Junction
Connector
A2

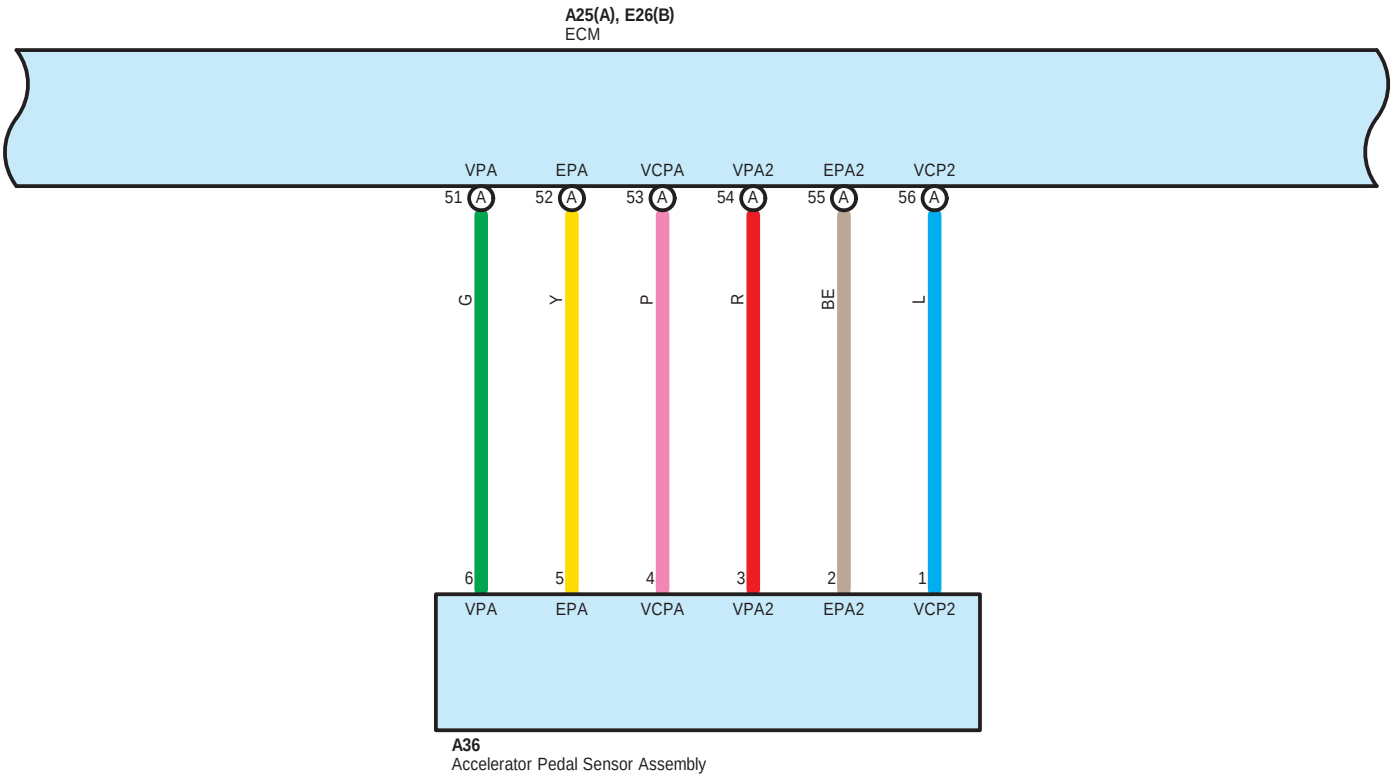
A25(A), E26(B)
ECM
VPA
EPA
VCPA
VPA2
EPA2
VCP2
51 A
52 A
53 A
54 A
55 A
56 A
G
Y
P
R
BE
L
6
5
4
3
2
1
VPA
EPA
VCPA
VPA2
EPA2
VCP2
A36
Accelerator Pedal Sensor Assembly

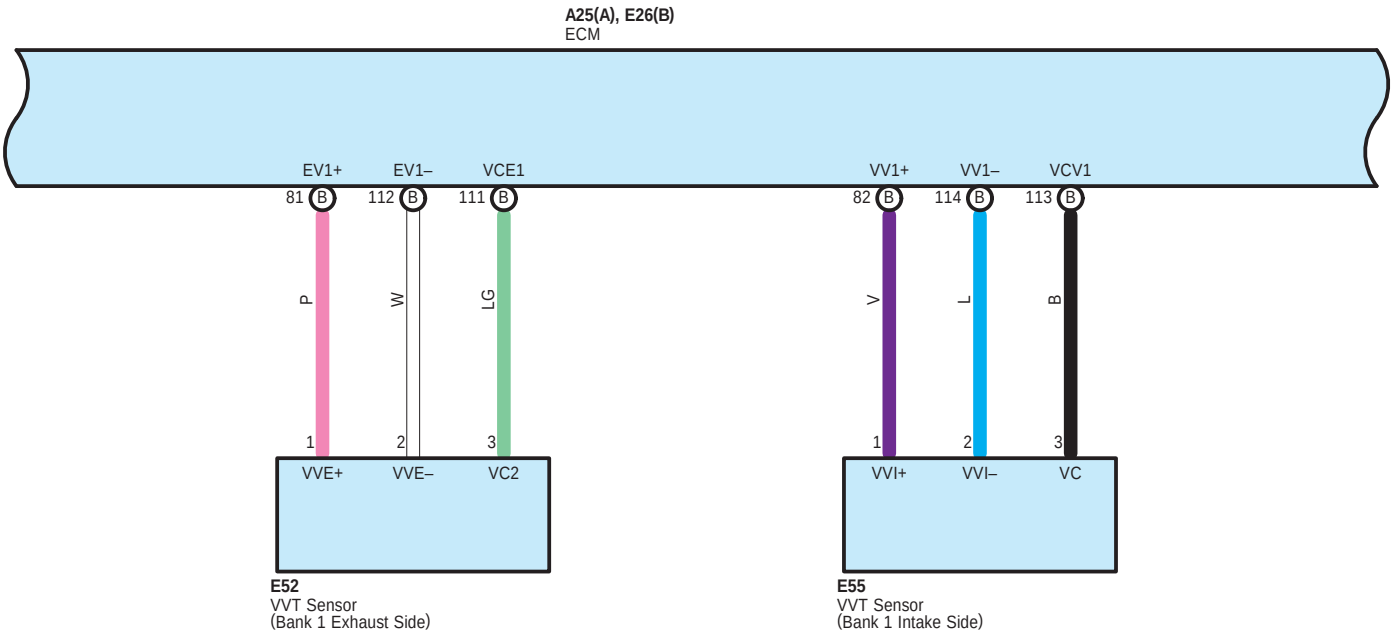
A25(A), E26(B)
ECM
EV1+
EV1–
VCE1
81 B
112 B
111 B
P
W
LG
1
2
3
VVE+
VVE–
VC2
E52
VVT Sensor
(Bank 1 Exhaust Side)
VV1+
VV1–
VCV1
82 B
114 B
113 B
V
L
B
1
2
3
VVI+
VVI–
VC
E55
VVT Sensor
(Bank 1 Intake Side)

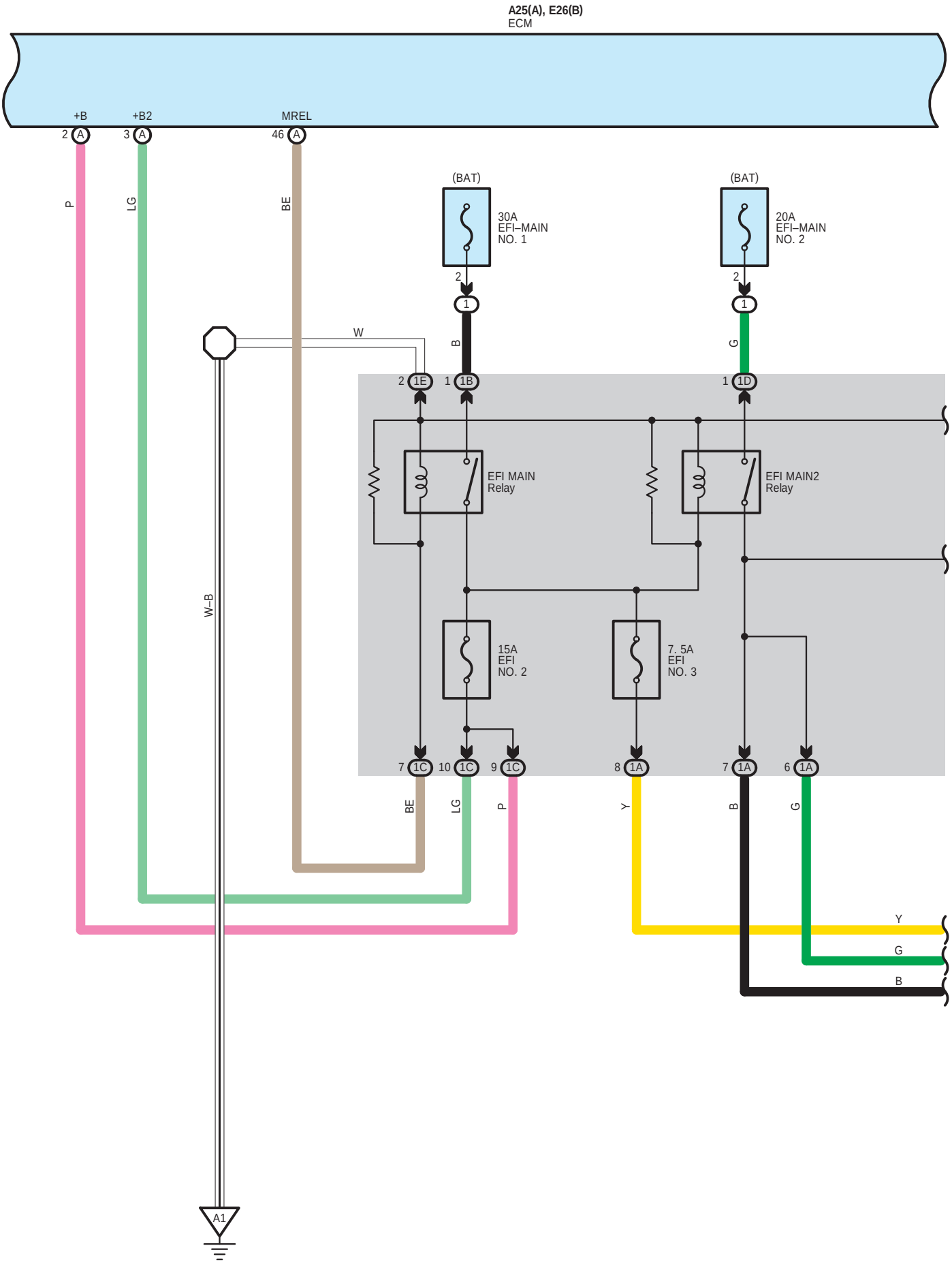
A25(A), E26(B)
ECM
+B
+B2
MREL
2 A
3 A
46 A
P
LG
BE
(BAT)
30A
EFI–MAIN
NO. 1
(BAT)
20A
EFI–MAIN
NO. 2
2
1
B
G
W
2 1E
1 1B
1 1D
EFI MAIN
Relay
EFI MAIN2
Relay
W–B
15A
EFI
NO. 2
7. 5A
EFI
NO. 3
7 1C
10 1C
9 1C
8 1A
7 1A
6 1A
BE
LG
P
Y
B
G
Y
G
B
A1

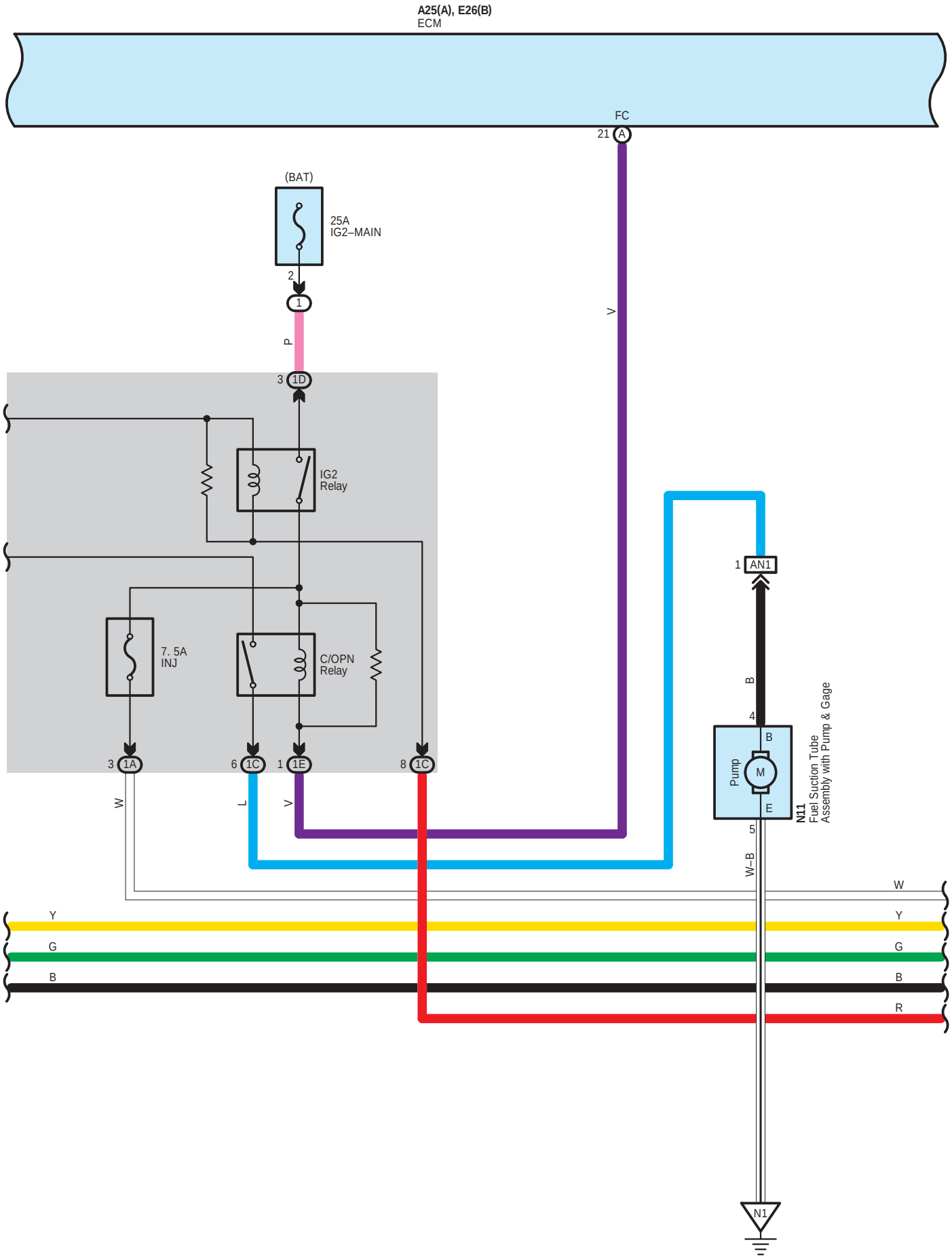
A25(A), E26(B)
ECM
FC
21 A
(BAT)
25A
IG2–MAIN
2
1
P
3 1D
IG2
Relay
7. 5A
INJ
C/OPN
Relay
3 1A
6 1C
1 1E
8 1C
W
L
V
V
1 AN1
B
4
B
Pump
M
E
N11
Fuel Suction Tube
Assembly with Pump & Gage
5
W–B
W
Y
G
B
R
N1

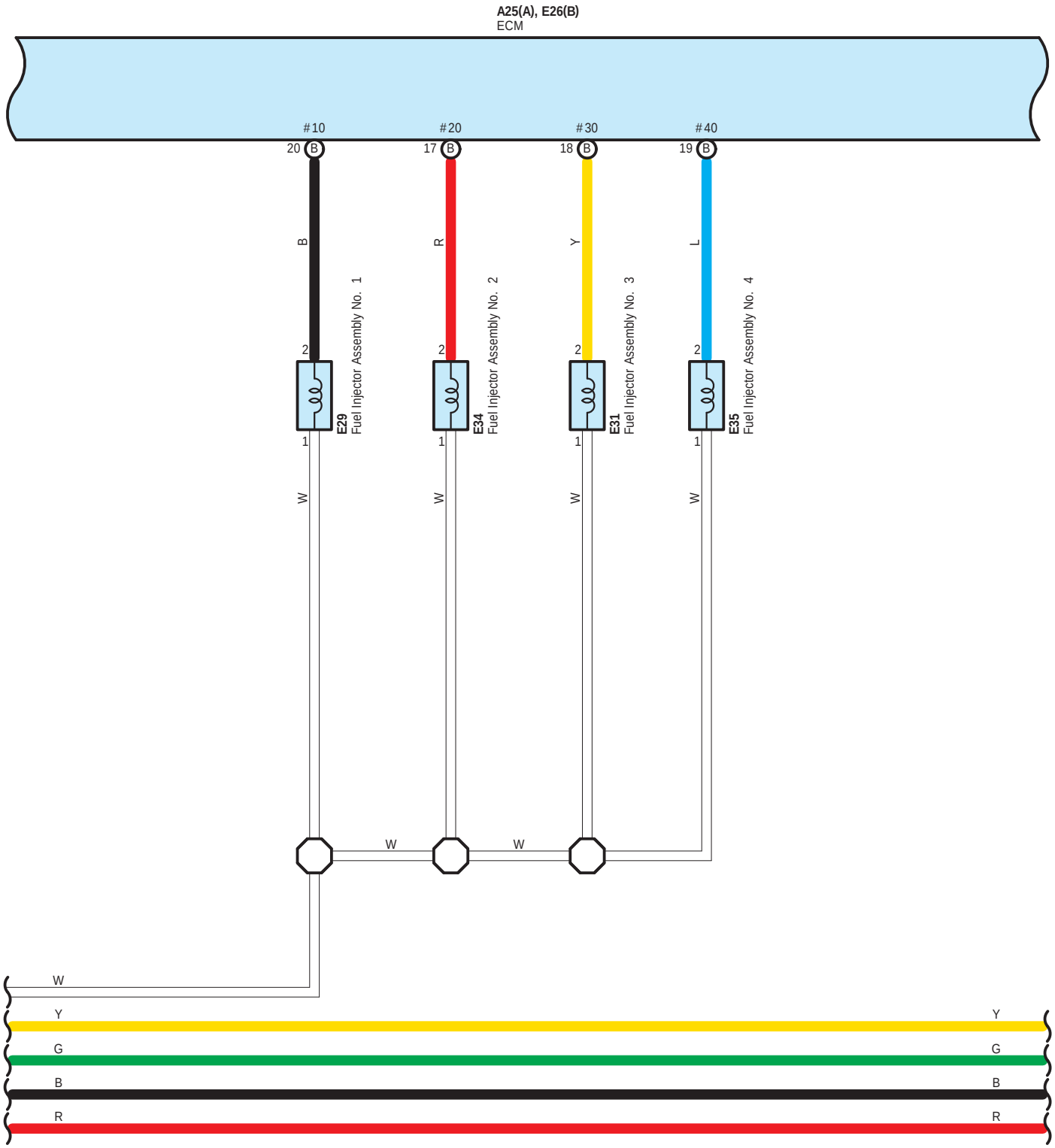
A25(A), E26(B)
ECM
#10
#20
#30
#40
20 B
17 B
18 B
19 B
B
R
Y
L
2
1
E29
Fuel Injector Assembly No. 1
E34
Fuel Injector Assembly No. 2
E31
Fuel Injector Assembly No. 3
E35
Fuel Injector Assembly No. 4
W
Y
G
B
R

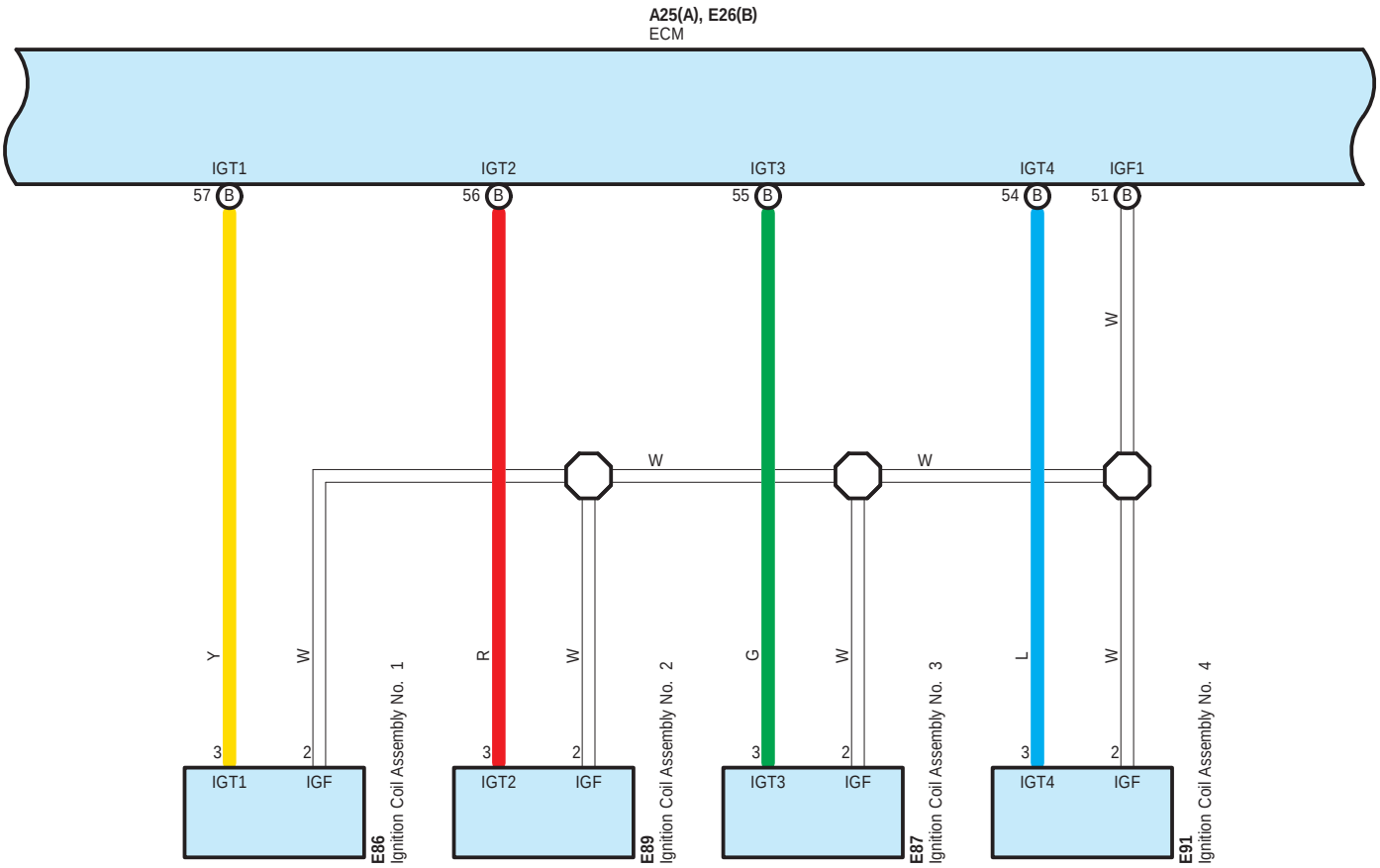
A25(A), E26(B)
ECM
IGT1
IGT2
IGT3
IGT4
IGF1
57 B
56 B
55 B
54 B
51 B
W
W
W
Y
W
R
W
G
W
L
W
3
2
3
2
3
2
3
2
IGT1
IGF
IGT2
IGF
IGT3
IGF
IGT4
IGF
E86
Ignition Coil Assembly No. 1
E89
Ignition Coil Assembly No. 2
E87
Ignition Coil Assembly No. 3
E91
Ignition Coil Assembly No. 4

Y
Y
G
G
B
B
R
R

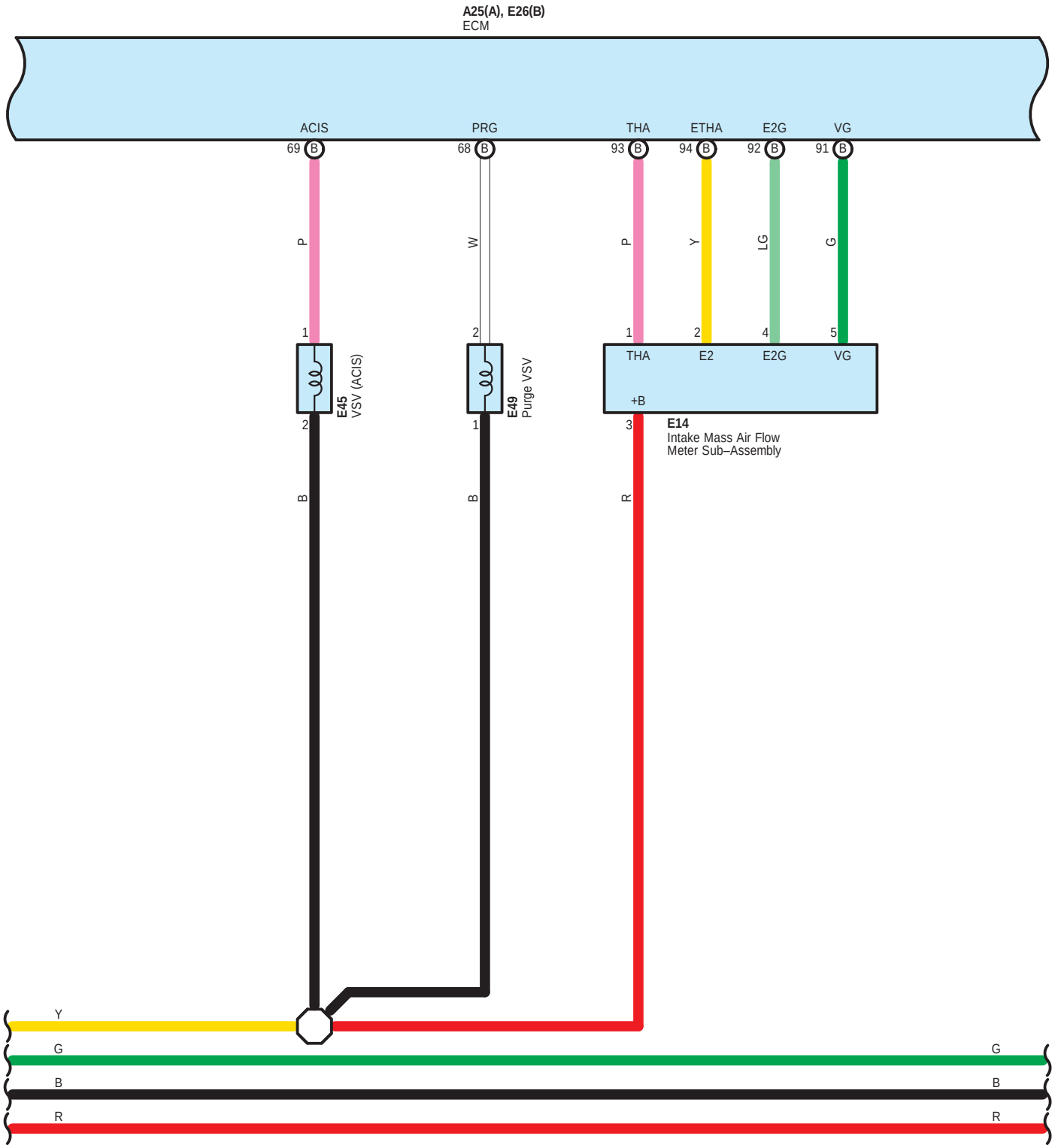
A25(A), E26(B)
ECM
ACIS
PRG
THA
ETHA
E2G
VG
69 B
68 B
93 B
94 B
92 B
91 B
P
W
P
Y
LG
G
1
2
1
2
4
5
THA
E2
E2G
VG
+B
E45
VSV (ACIS)
E49
Purge VSV
2
1
3
E14
Intake Mass Air Flow
Meter Sub–Assembly
B
B
R
Y
G
B
R
G
B
R

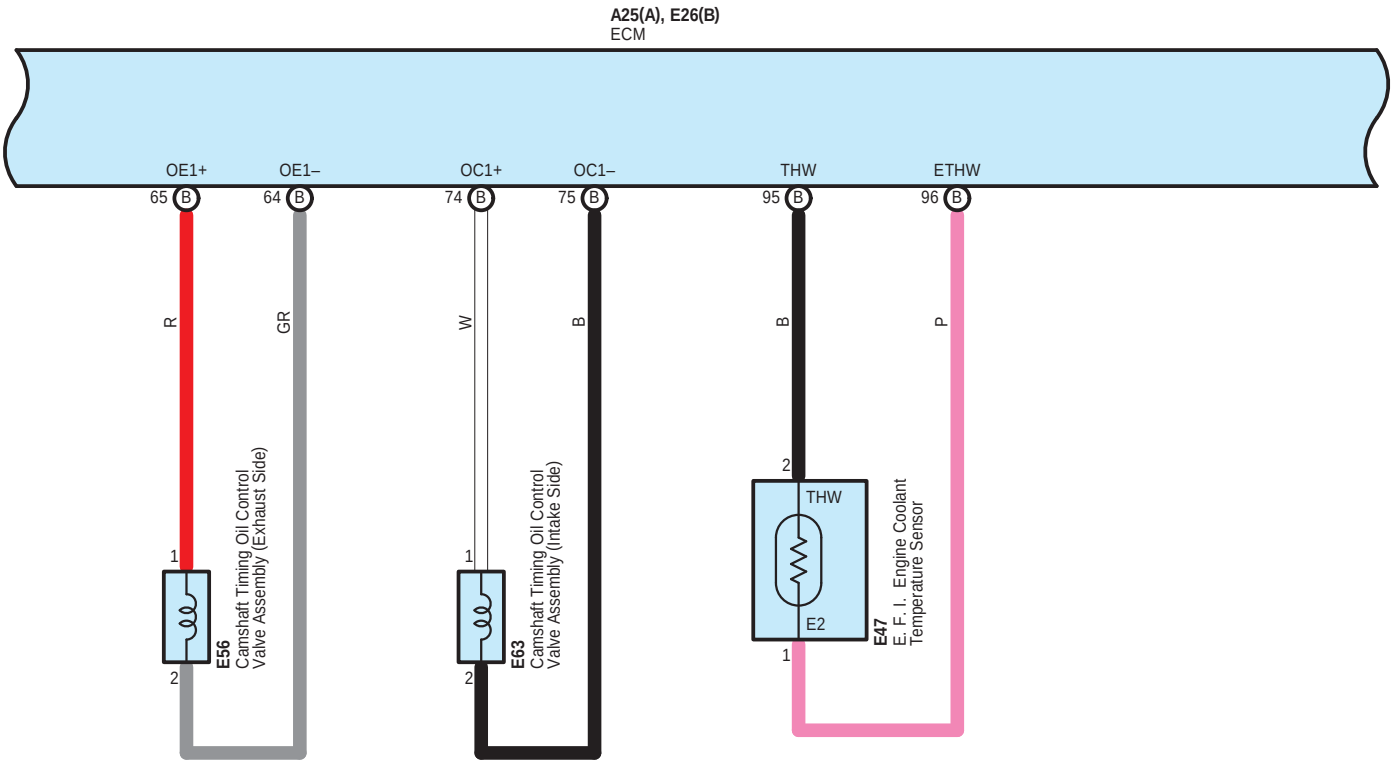
A25(A), E26(B)
ECM
OE1+
OE1–
OC1+
OC1–
THW
ETHW
65 B
64 B
74 B
75 B
95 B
96 B
R
GR
W
B
B
P
1
2
E56
Camshaft Timing Oil Control Valve Assembly (Exhaust Side)
1
2
E63
Camshaft Timing Oil Control Valve Assembly (Intake Side)
2
THW
E2
1
E47
E. F. I. Engine Coolant Temperature Sensor

G
G
B
B
R
R

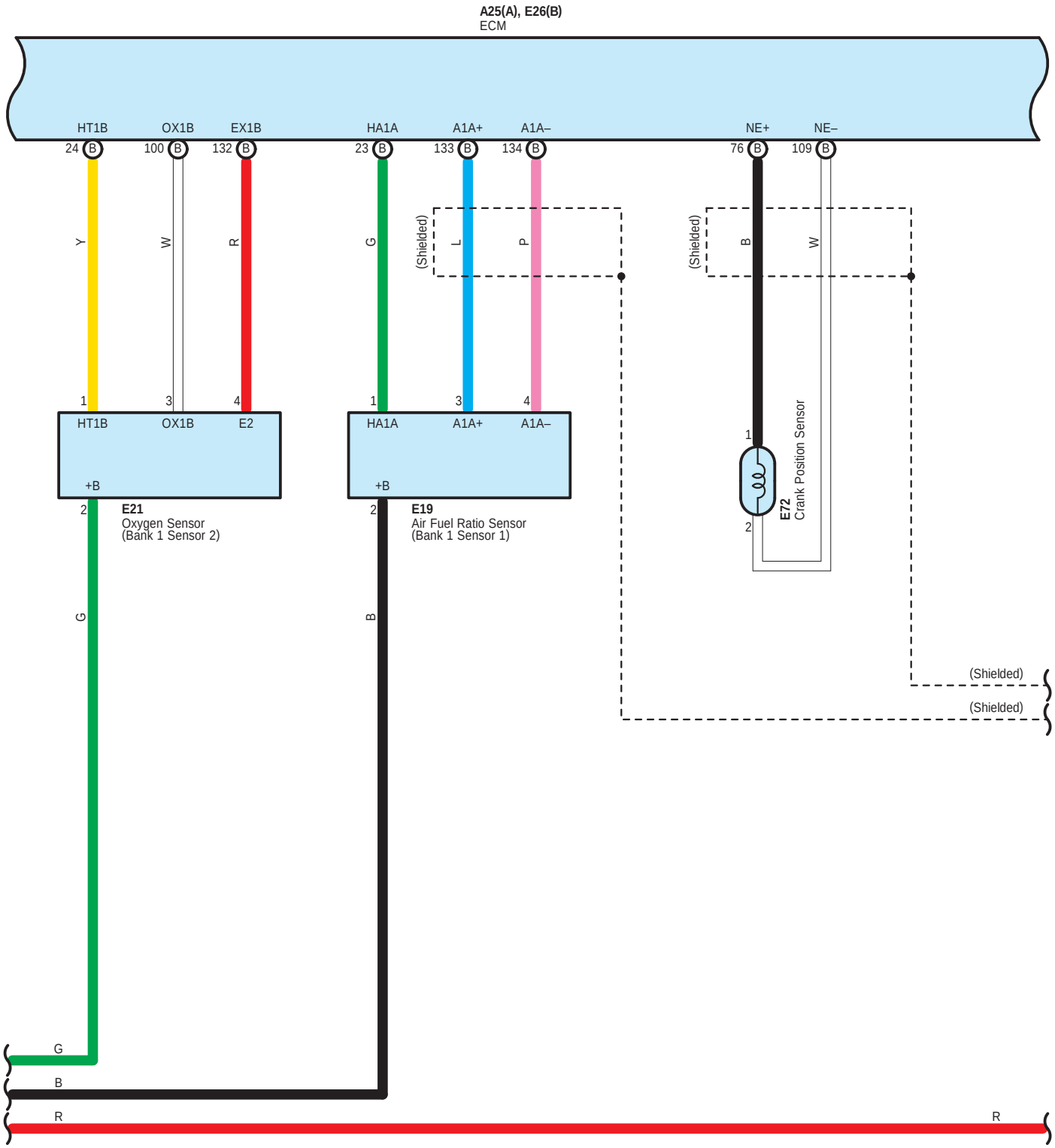
A25(A), E26(B)
ECM
HT1B
OX1B
EX1B
HA1A
A1A+
A1A–
NE+
NE–
24 B
100 B
132 B
23 B
133 B
134 B
76 B
109 B
Y
W
R
G
(Shielded)
L
P
(Shielded)
B
W
1
3
4
1
3
4
HT1B
OX1B
E2
HA1A
A1A+
A1A–
+B
+B
2
2
E21
Oxygen Sensor
(Bank 1 Sensor 2)
E19
Air Fuel Ratio Sensor
(Bank 1 Sensor 1)
1
2
E72
Crank Position Sensor
G
B
(Shielded)
(Shielded)
G
B
R
R

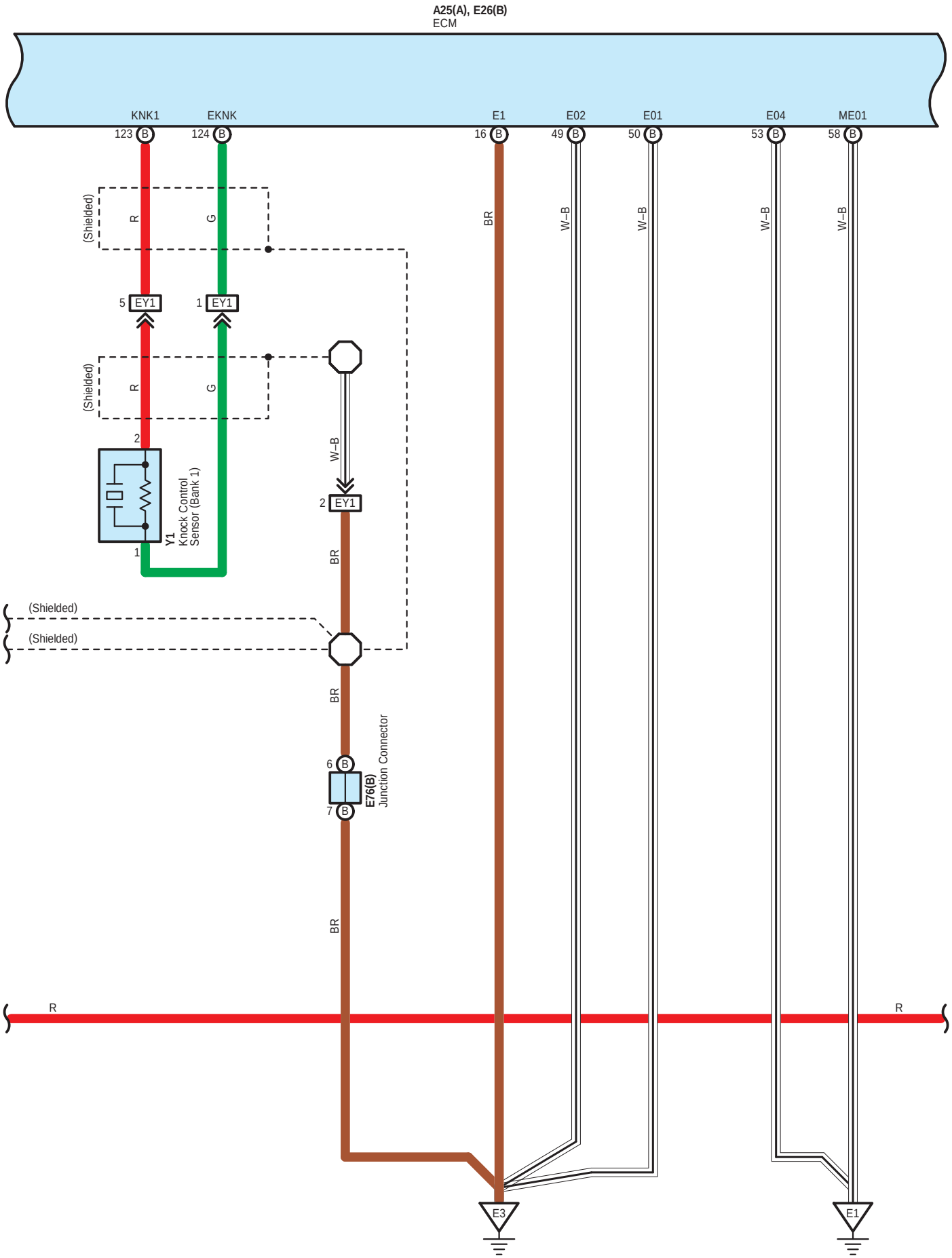
A25(A), E26(B)
ECM
KNK1
EKNK
E1
E02
E01
E04
ME01
123 B
124 B
16 B
49 B
50 B
53 B
58 B
(Shielded)
R
G
BR
W–B
5 EY1
1 EY1
2
1
Y1
Knock Control
Sensor (Bank 1)
2 EY1
(Shielded)
(Shielded)
6 B
7 B
E76(B)
Junction Connector
E3
E1

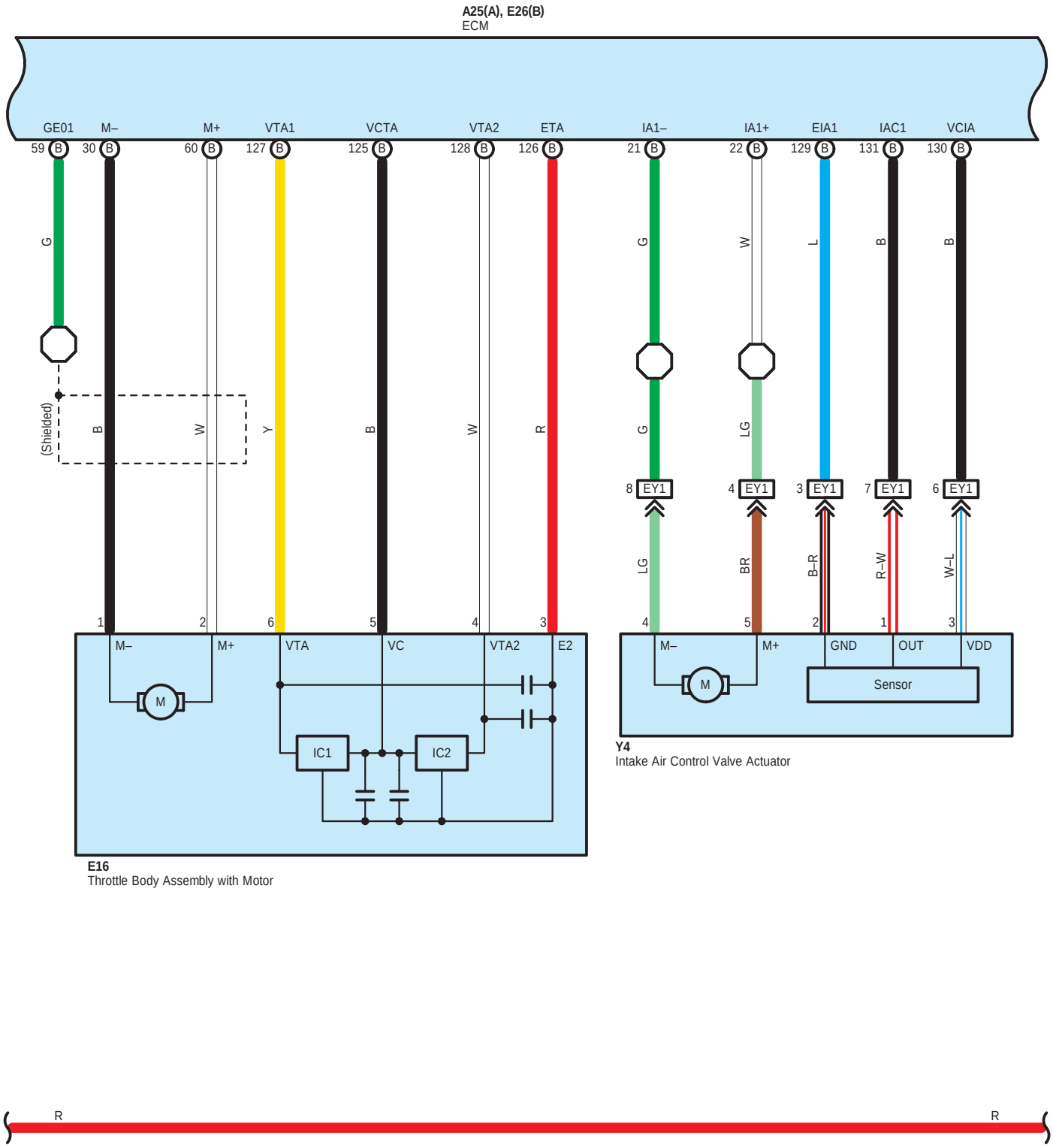
A25(A), E26(B)
ECM
GE01
M–
M+
VTA1
VCTA
VTA2
ETA
IA1–
IA1+
EIA1
IAC1
VCIA
59 B
30 B
60 B
127 B
125 B
128 B
126 B
21 B
22 B
129 B
131 B
130 B
G
(Shielded)
B
W
Y
B
W
R
G
G
W
L
B
B
LG
8 EY1
4 EY1
3 EY1
7 EY1
6 EY1
LG
BR
B–R
R–W
W–L
1
2
6
5
4
3
4
5
2
1
3
M–
M+
VTA
VC
VTA2
E2
M
IC1
IC2
M–
M+
GND
OUT
VDD
M
Sensor
Y4
Intake Air Control Valve Actuator
E16
Throttle Body Assembly with Motor


R
R

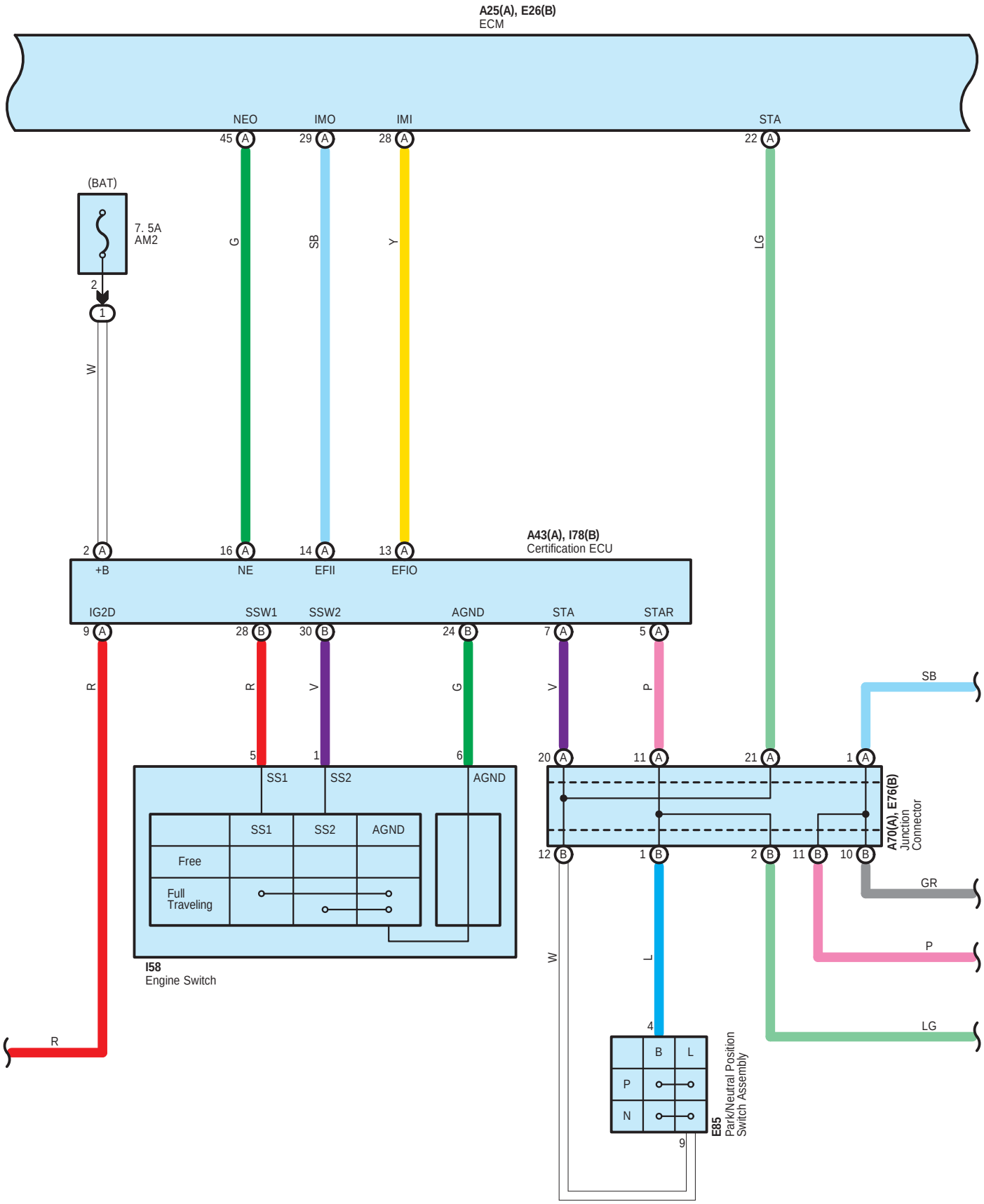
A25(A), E26(B)
ECM
NEO
IMO
IMI
STA
45 A
29 A
28 A
22 A
(BAT)
7. 5A
AM2
2
1
W
G
SB
Y
LG
2 A
16 A
14 A
13 A
A43(A), I78(B)
Certification ECU
+B
NE
EFII
EFIO
IG2D
SSW1
SSW2
AGND
STA
STAR
9 A
28 B
30 B
24 B
7 A
5 A
R
R
V
G
V
P
5
1
6
20 A
11 A
21 A
1 A
SB
SS1
SS2
AGND
SS1
SS2
AGND
Free
Full
Traveling
I58
Engine Switch
A70(A), E76(B)
Junction
Connector
12 B
1 B
2 B
11 B
10 B
GR
P
W
L
LG
R
4
B
L
P
N
9
E85
Park/Neutral Position
Switch Assembly

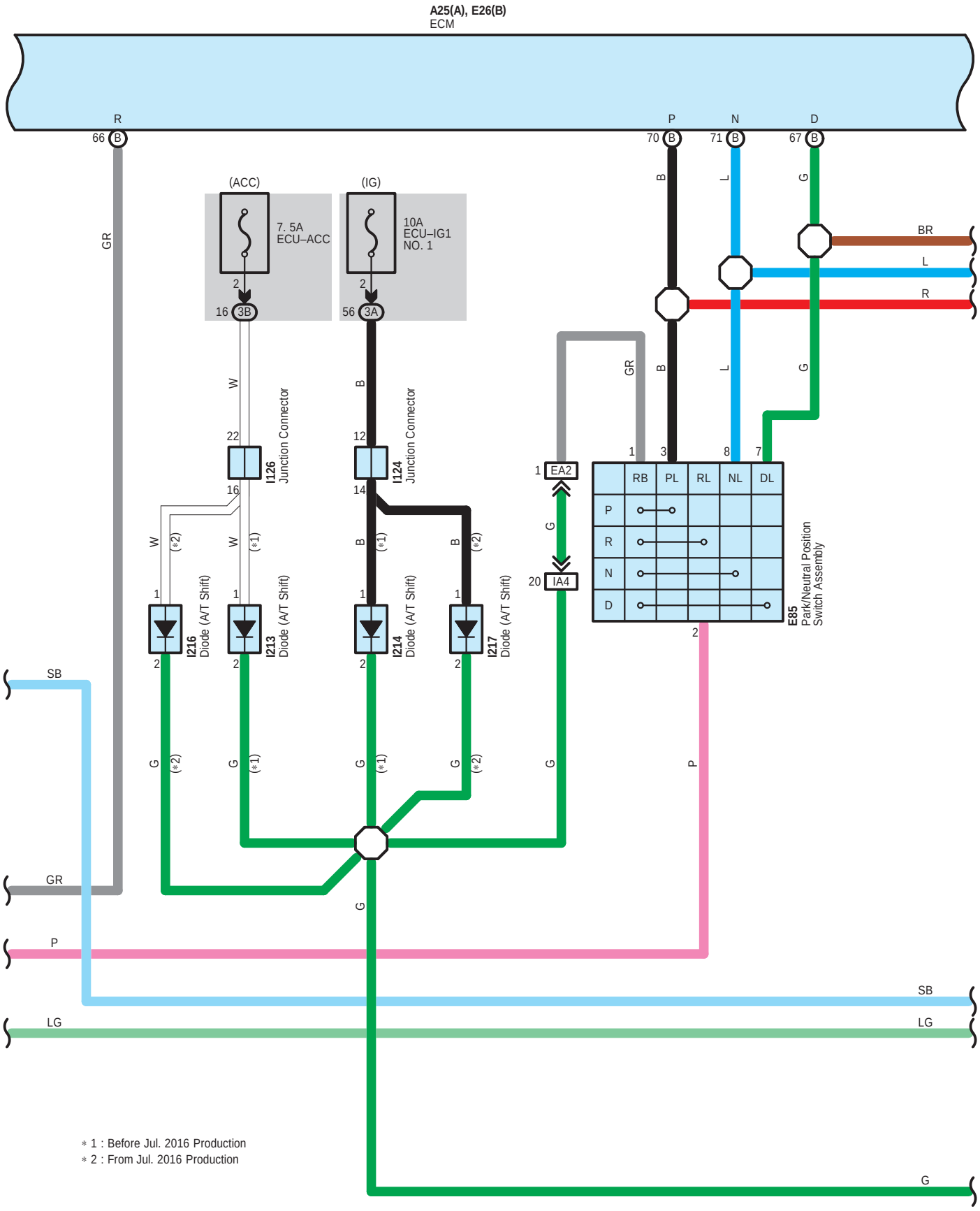


* 1 : Before Jul. 2016 Production
* 2 : From Jul. 2016 Production

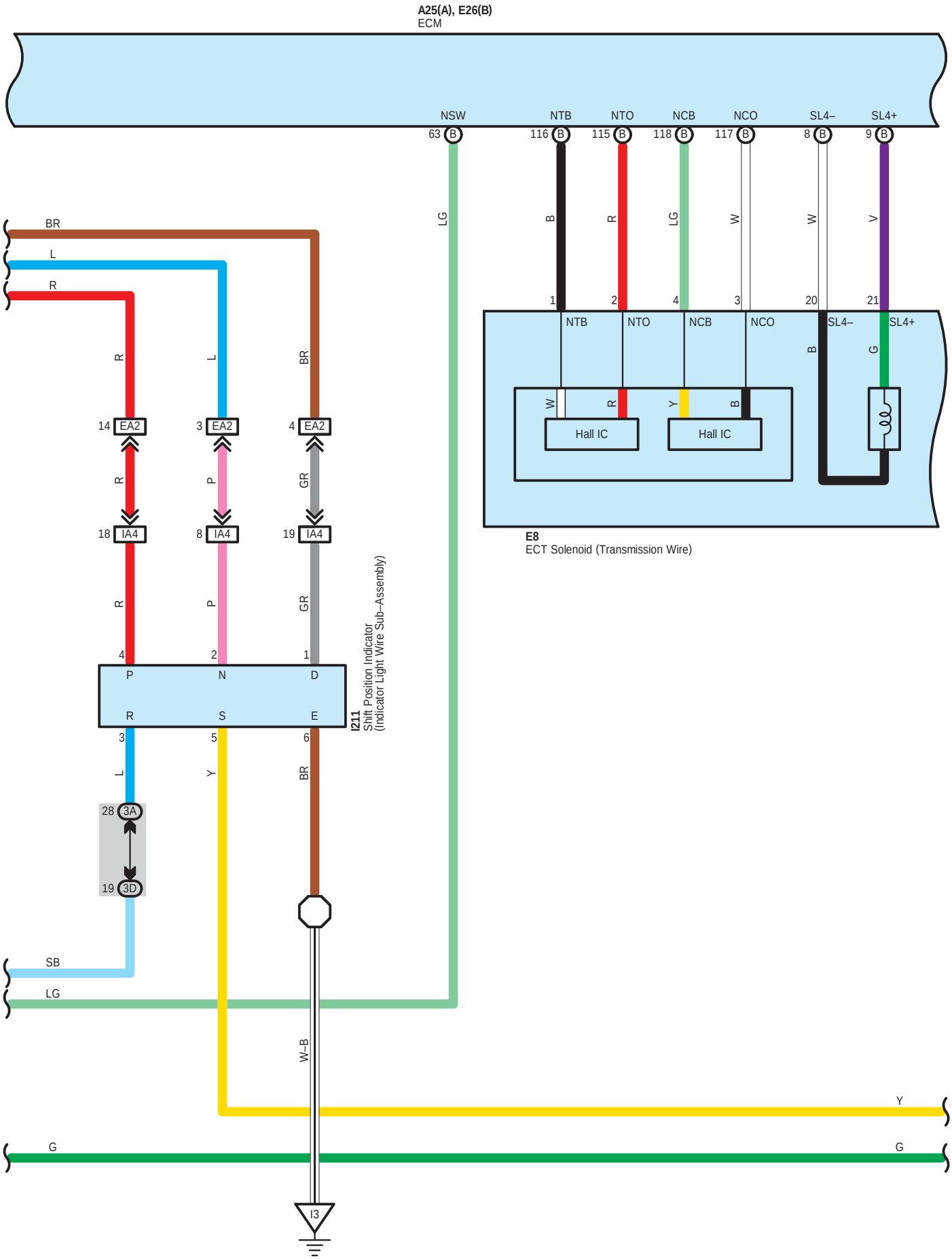
A25(A), E26(B)
ECM
NSW
NTB
NTO
NCB
NCO
SL4–
SL4+
63 B
116 B
115 B
118 B
117 B
8 B
9 B
LG
B
R
LG
W
W
V
BR
L
R
1
2
4
3
20
21
NTB
NTO
NCB
NCO
SL4–
SL4+
B
G
W
R
Y
B
Hall IC
Hall IC
E8
ECT Solenoid (Transmission Wire)
R
L
BR
14 EA2
3 EA2
4 EA2
R
P
GR
18 IA4
8 IA4
19 IA4
R
P
GR
4
2
1
P
N
D
R
S
E
I211
Shift Position Indicator
(Indicator Light Wire Sub–Assembly)
3
5
6
L
Y
BR
28 3A
19 3D
SB
LG
W–B
Y
G
G
I3

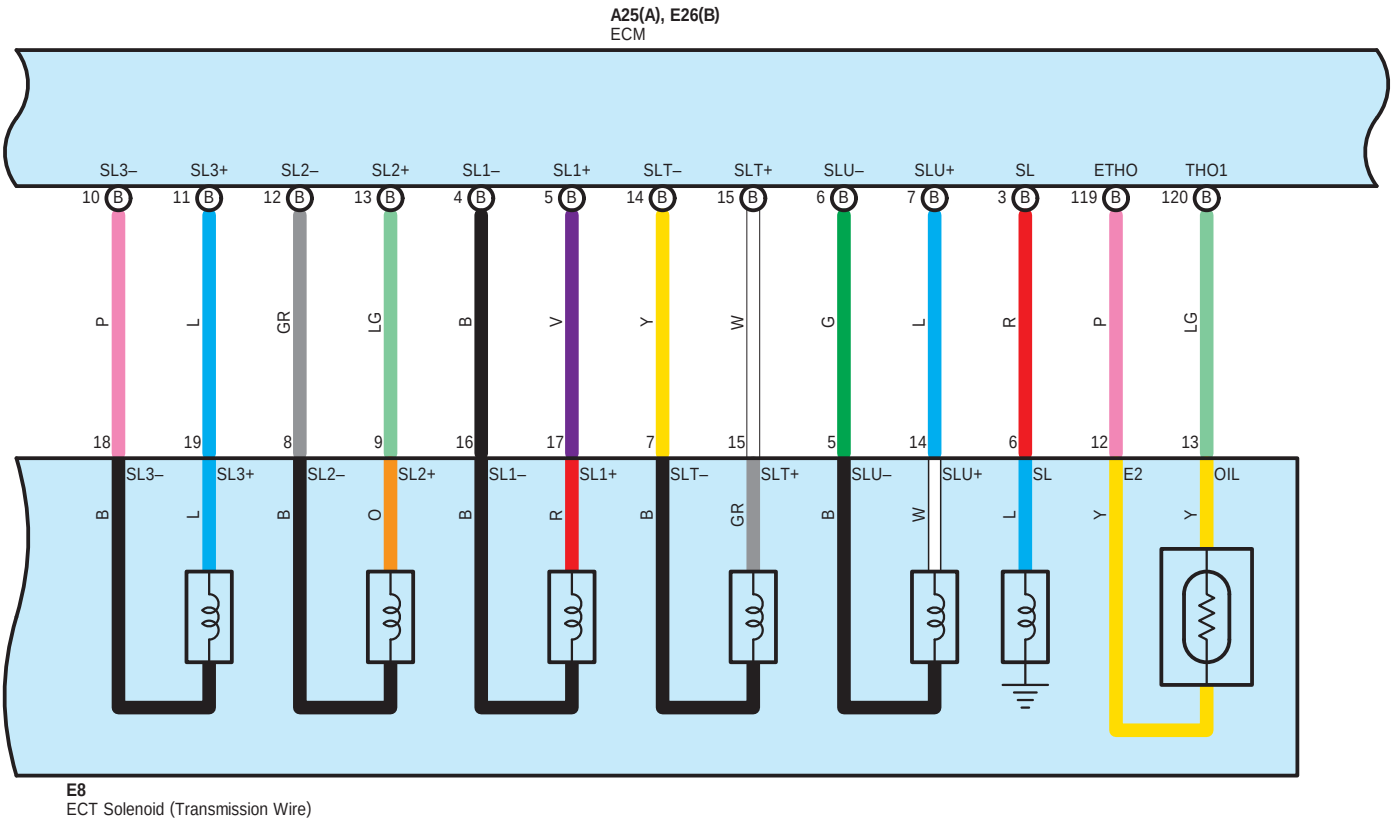
A25(A), E26(B)
ECM
SL3– SL3+ SL2– SL2+ SL1– SL1+ SLT– SLT+ SLU– SLU+ SL ETHO THO1
10 11 12 13 4 5 14 15 6 7 3 119 120
P L GR LG B V Y W G L R P LG
18 19 8 9 16 17 7 15 5 14 6 12 13
SL3– SL3+ SL2– SL2+ SL1– SL1+ SLT– SLT+ SLU– SLU+ SL E2 OIL
B L B O B R B GR B W L Y Y
E8
ECT Solenoid (Transmission Wire)

Y
Y
G
G

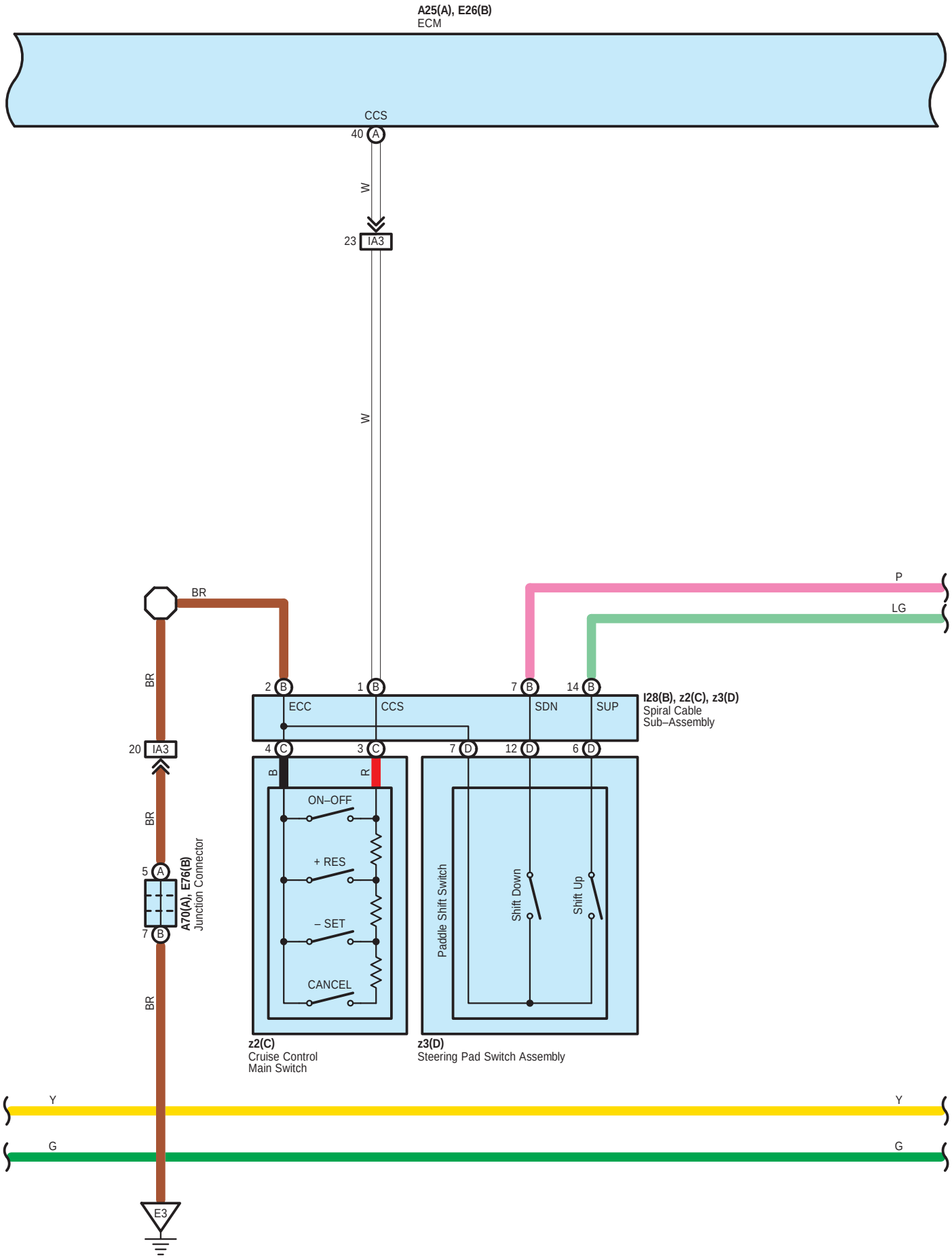
A25(A), E26(B)
ECM
CCS
40 A
W
23 IA3
W
BR
P
LG
BR
2 B
1 B
7 B
14 B
ECC
CCS
SDN
SUP
I28(B), z2(C), z3(D)
Spiral Cable
Sub–Assembly
20 IA3
4 C
3 C
7 D
12 D
6 D
B
R
ON–OFF
+ RES
– SET
CANCEL
Paddle Shift Switch
Shift Down
Shift Up
BR
5 A
7 B
A70(A), E76(B)
Junction Connector
BR
z2(C)
Cruise Control
Main Switch
z3(D)
Steering Pad Switch Assembly
Y
Y
G
G
E3

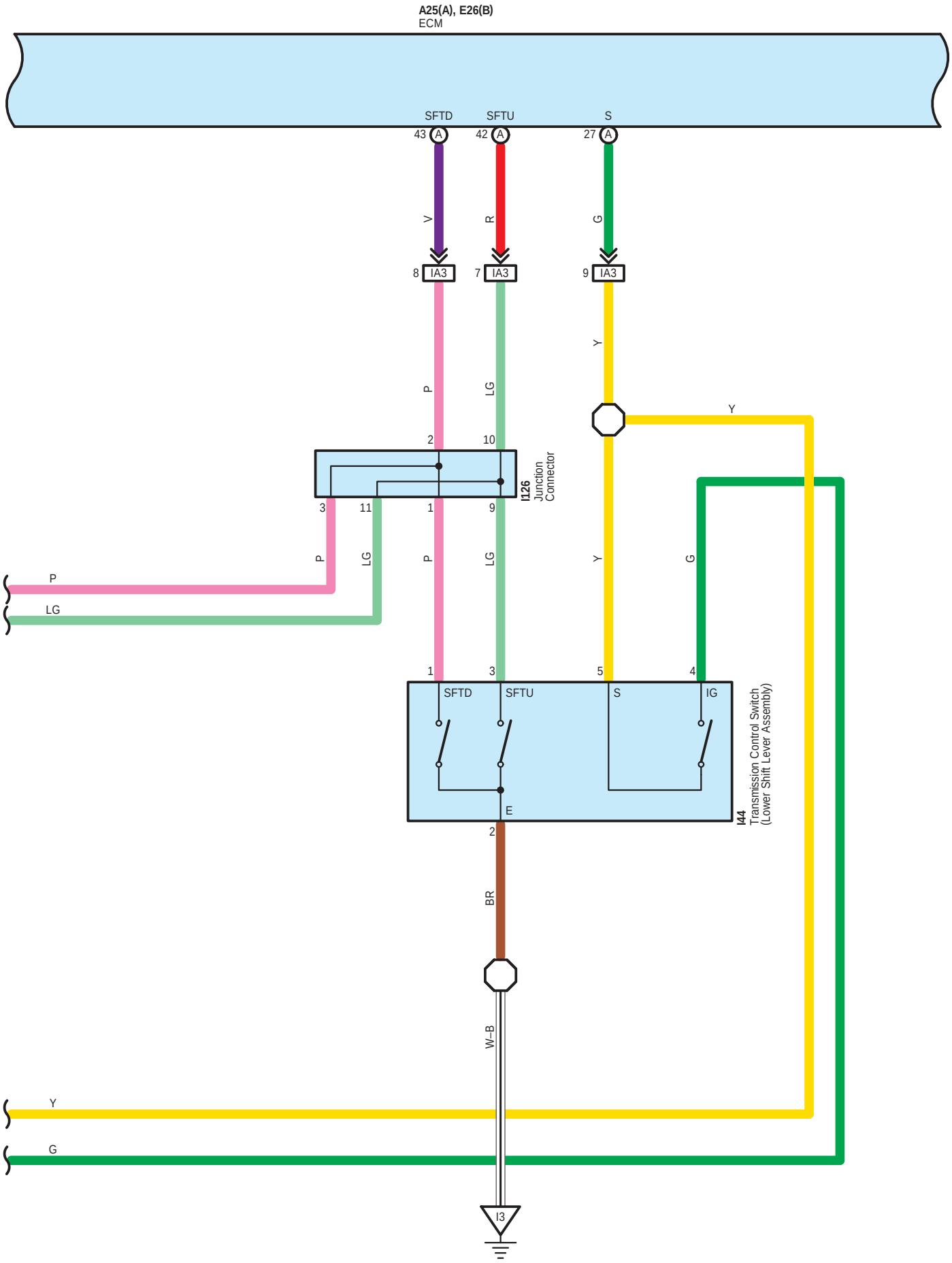
A25(A), E26(B)
ECM
SFTD
SFTU
S
43 A
42 A
27 A
V
R
G
8 IA3
7 IA3
9 IA3
Y
P
LG
Y
2
10
I126
Junction
Connector
3
11
1
9
P
LG
P
LG
Y
G
P
LG
1
3
5
4
SFTD
SFTU
S
IG
E
I44
Transmission Control Switch
(Lower Shift Lever Assembly)
2
BR
W–B
Y
G
I3

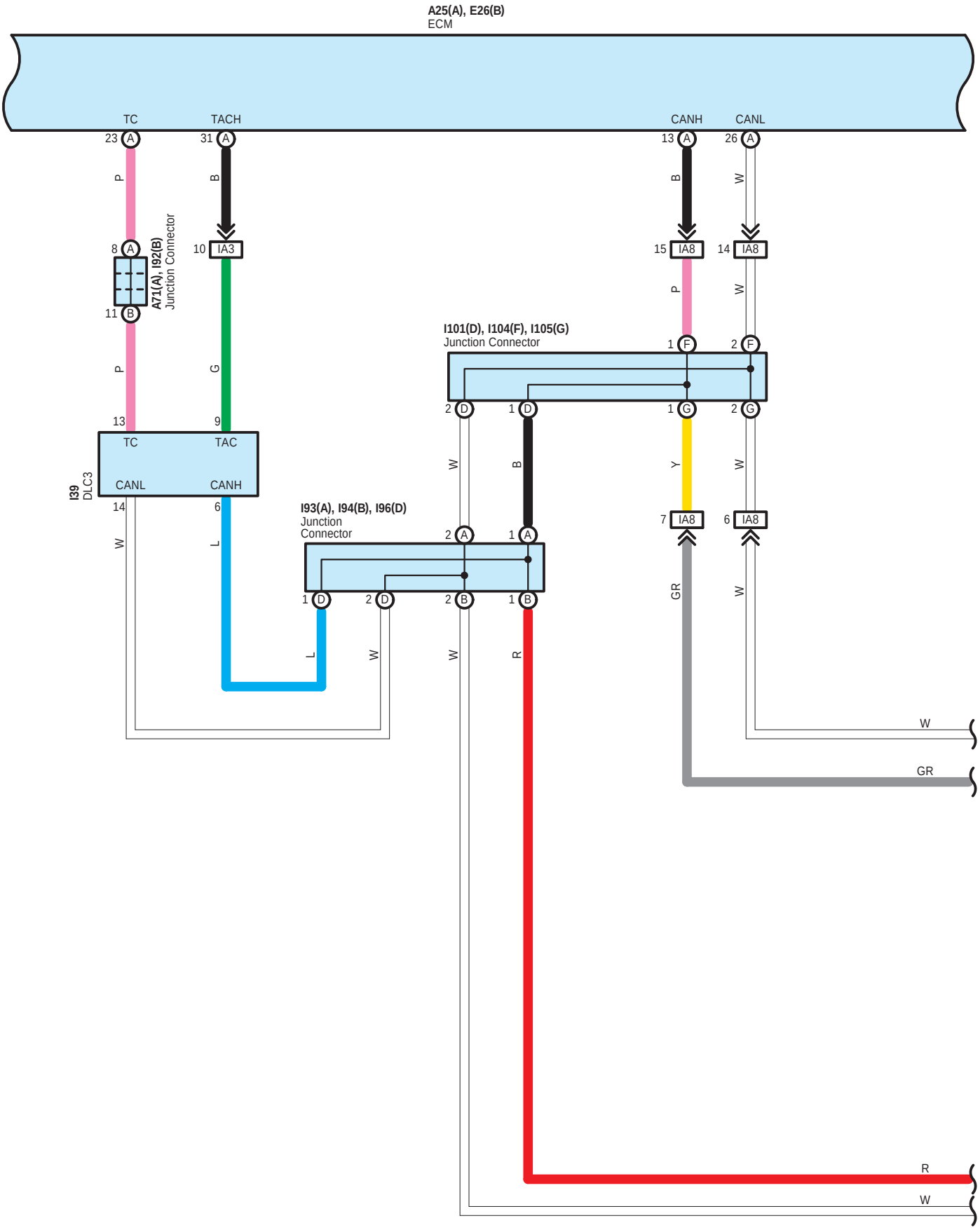
A25(A), E26(B)
ECM
TC
TACH
CANH
CANL
23 A
31 A
13 A
26 A
P
B
B
W
8 A
11 B
A71(A), I92(B)
Junction Connector
10 IA3
15 IA8
14 IA8
P
W
I101(D), I104(F), I105(G)
Junction Connector
1 F
2 F
P
G
13
9
2 D
1 D
1 G
2 G
TC
TAC
CANL
CANH
I39
DLC3
W
B
Y
W
14
6
7 IA8
6 IA8
W
L
I93(A), I94(B), I96(D)
Junction
Connector
2 A
1 A
GR
W
1 D
2 D
2 B
1 B
L
W
W
R
W
GR
R
W

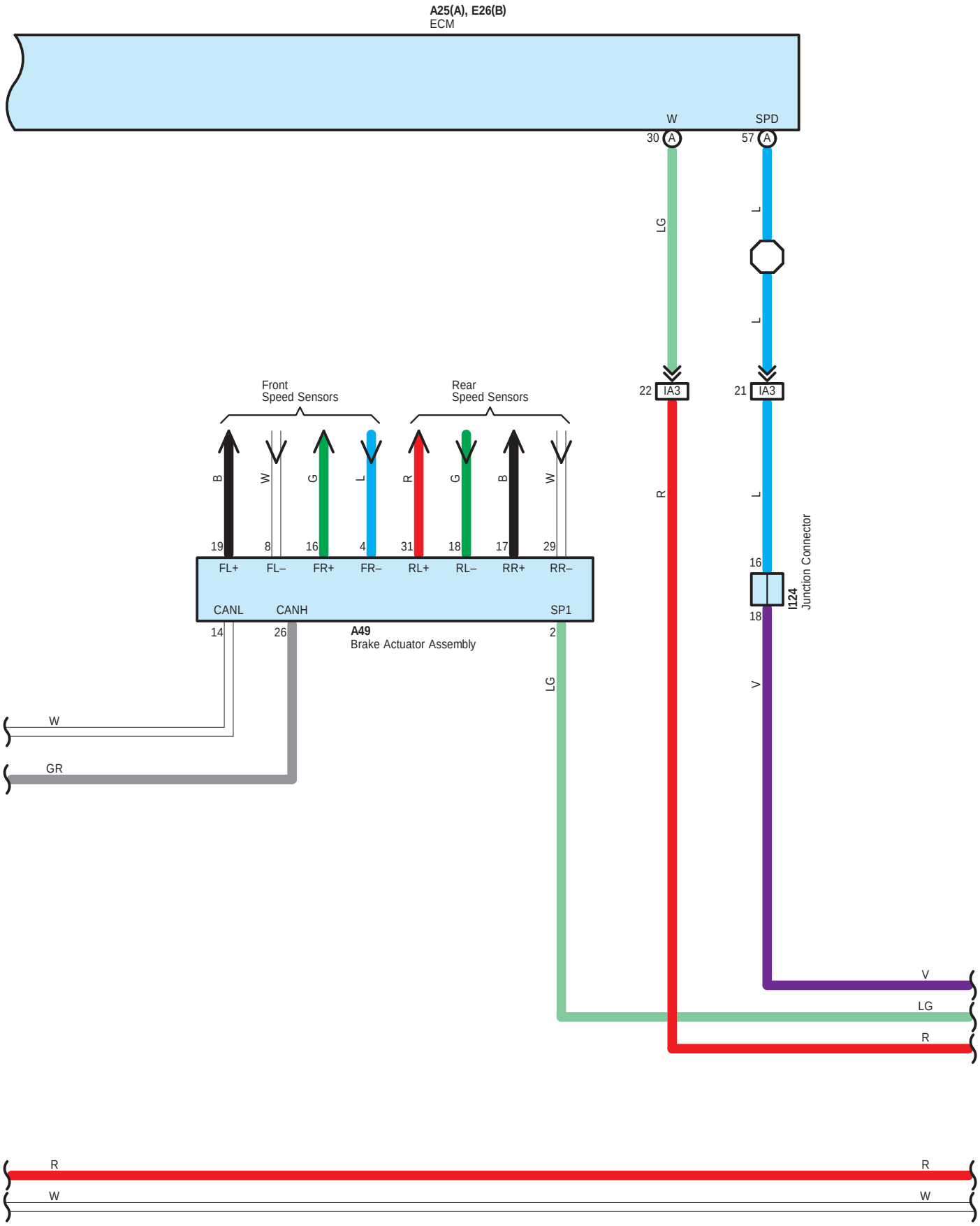
A25(A), E26(B)
ECM
W
SPD
30 A
57 A
LG
L
L
22 IA3
21 IA3
Front
Speed Sensors
Rear
Speed Sensors
B
W
G
L
R
G
B
W
R
L
19
8
16
4
31
18
17
29
FL+
FL–
FR+
FR–
RL+
RL–
RR+
RR–
CANL
CANH
SP1
14
26
2
A49
Brake Actuator Assembly
16
18
I124
Junction Connector
LG
V
W
GR
V
LG
R
R
W
R
W

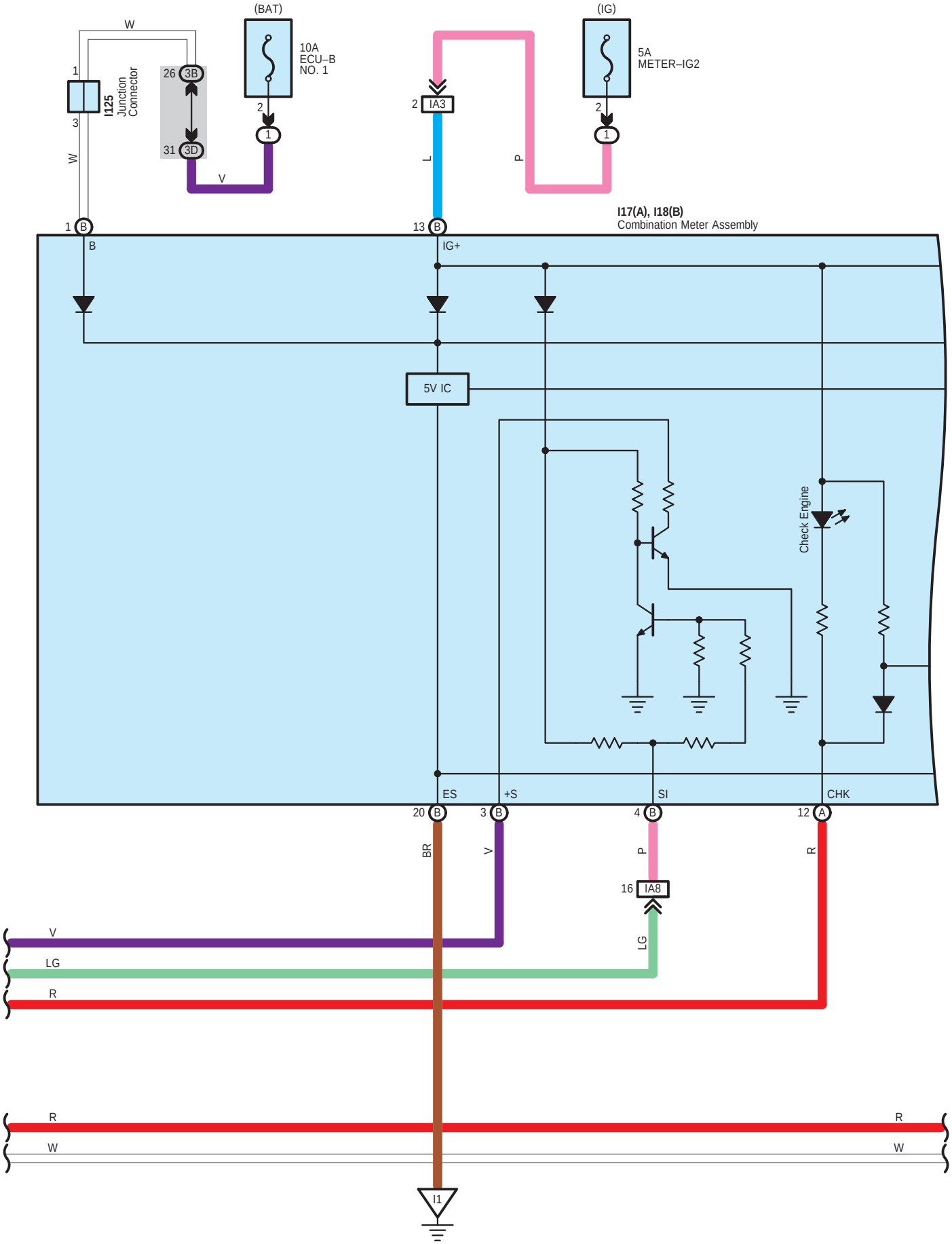
(BAT)
10A
ECU–B
NO. 1
(IG)
5A
METER–IG2
W
1
I125
Junction
Connector
3
26 3B
31 3D
W
V
2
1
2 IA3
L
P
2
1
I17(A), I18(B)
Combination Meter Assembly
1 B
B
13 B
IG+
5V IC
Check Engine
ES
+S
SI
CHK
20 B
3 B
4 B
12 A
BR
V
P
R
16 IA8
LG
V
LG
R
R
W
R
W
I1

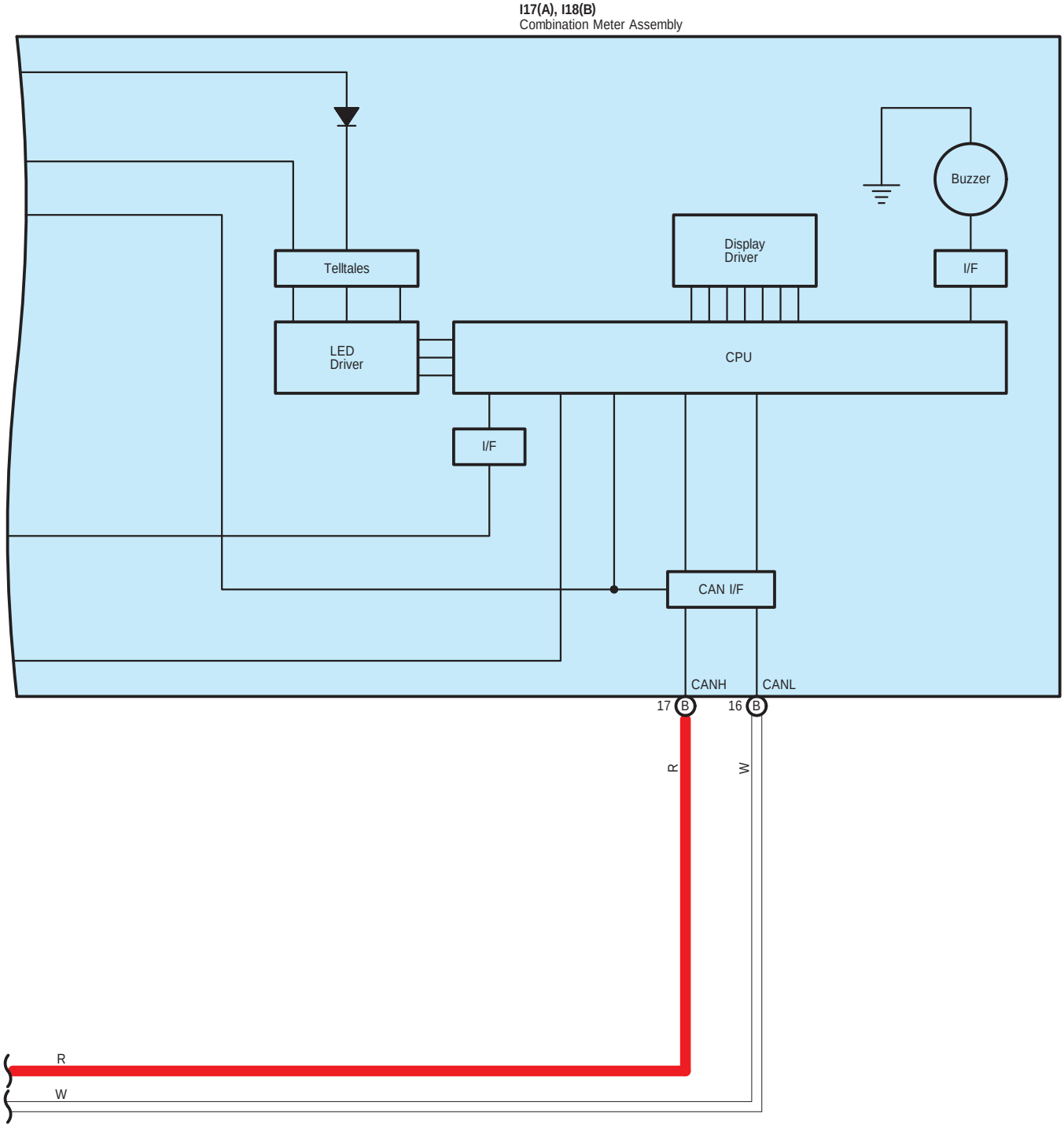
I17(A), I18(B)
Combination Meter Assembly
Buzzer
Display Driver
Telltales
I/F
LED Driver
CPU
I/F
CAN I/F
CANH
CANL
17 B
16 B
R
W
R
W

A 25
Black

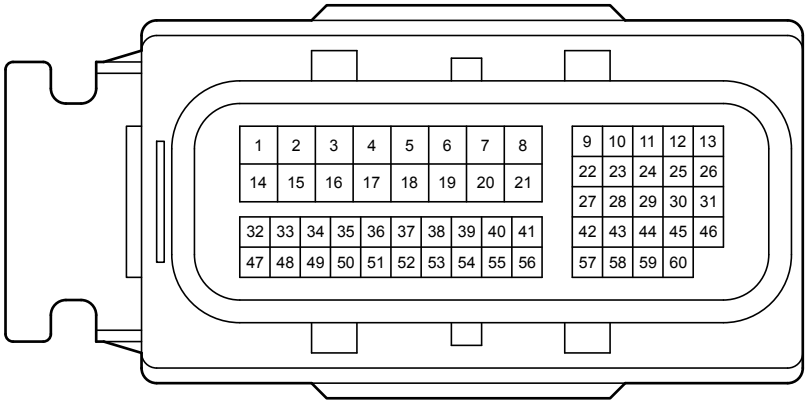


A 33
White

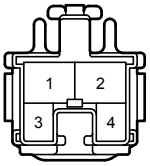


A 36
Black




A 43
White

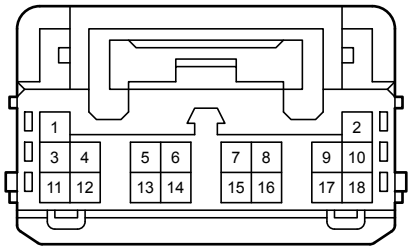


A 49
Black

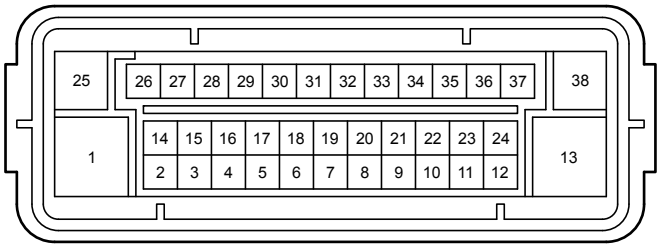


A 70
White

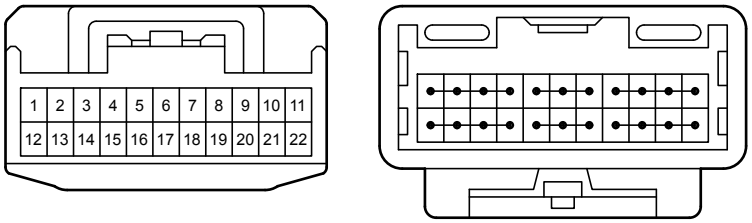


A 71
Gray

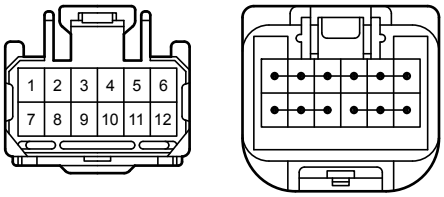

A 73
Gray

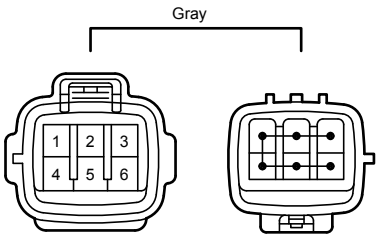


E 8
Black

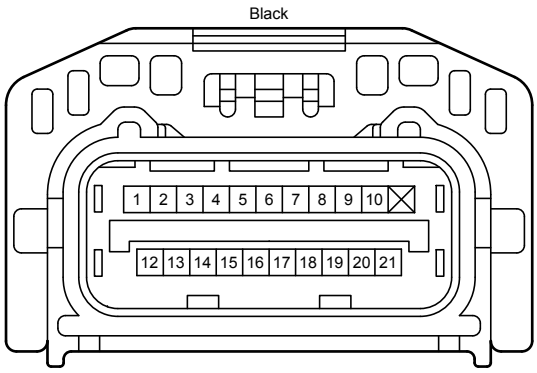


E 14
Black

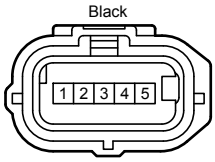


E 16
Black

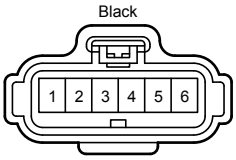


E 19
Dark Gray

E 21
White

E 26
Black

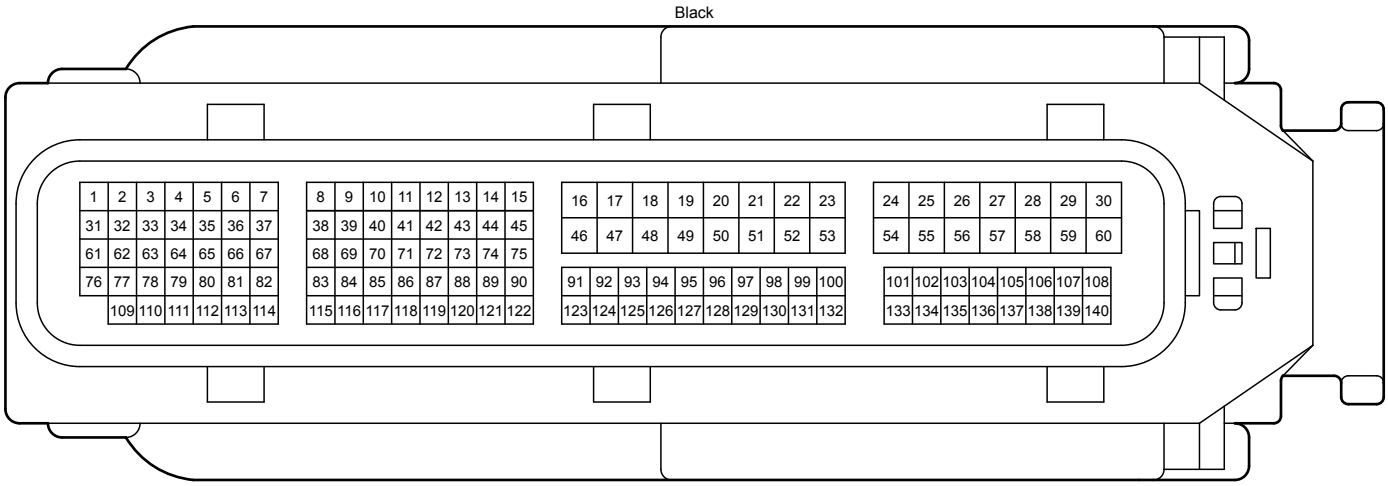


E 29
Black

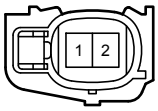


E 31
Black

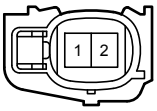


E 34
Gray

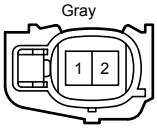


E 35
Gray

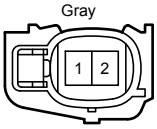


E 45
Black

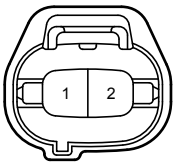


E 47
Black

E 49
Black

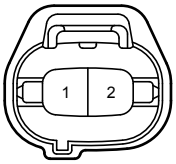


E 52
Gray




E 55
Black

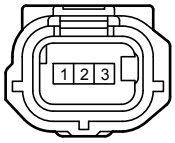


E 56
Gray

E 63
Gray

E 70
Black

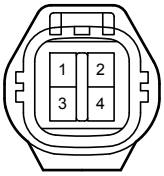


E 72
Black

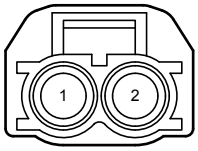


E 76
White

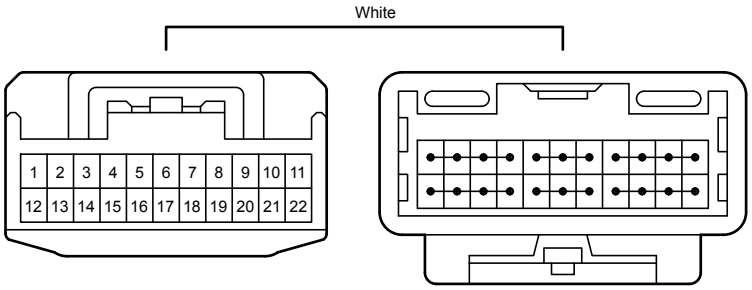


E 85
Gray

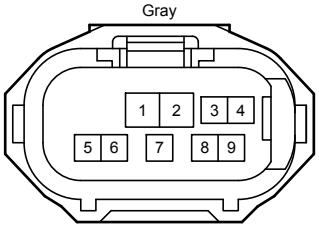


E 86
Black

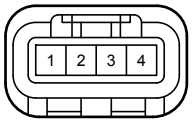


E 87
Black

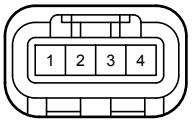


E 89
Black

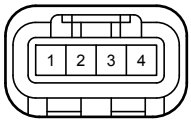


E 91
Gray

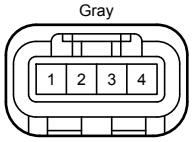


I 17
Black

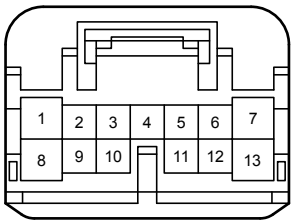


I 18
Black

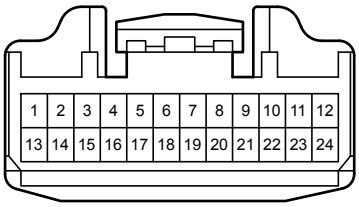


I 28
Black

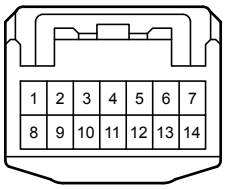


I 39
White

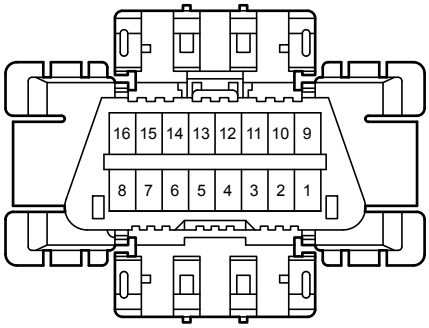


I 44
White

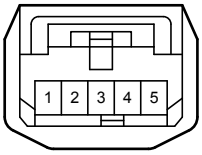


I 58
Black

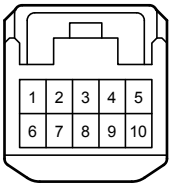

I 78
White

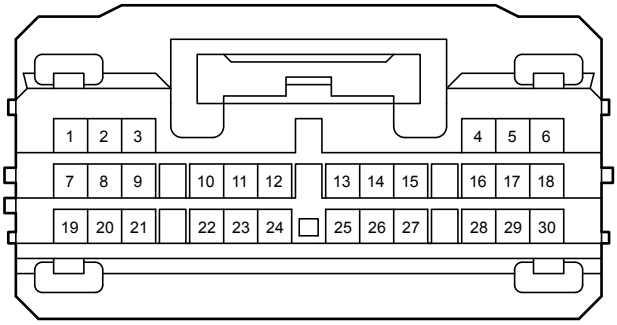


I 92
Gray

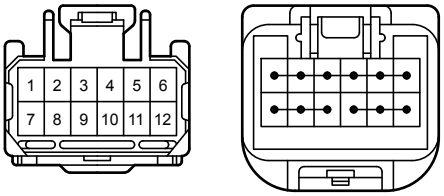


I 93
White

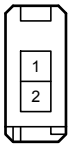


I 94
White

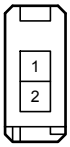


I 96
White

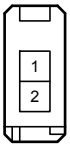


I101
White

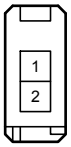


I104
White

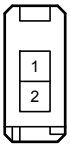


I105
White

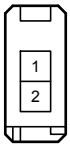


I124
White

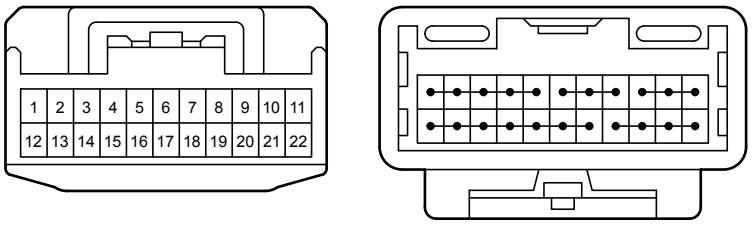


I125
Gray

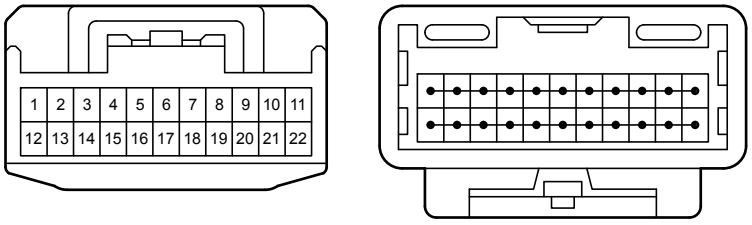


I126
White

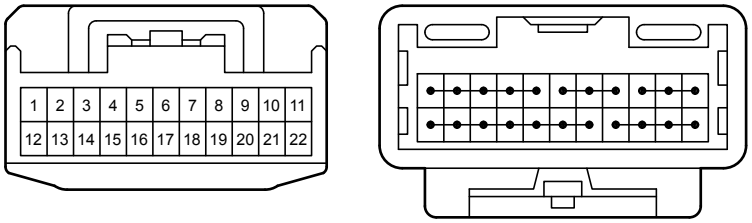


I211
White

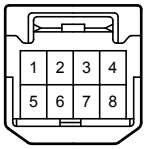


I213
Gray

I214
Gray

I216
Gray

I217
Gray

N 11
White

Y 1
Black

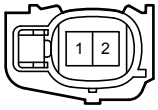


Y 4
Black




z 2
White

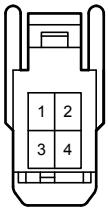


z 3
Black

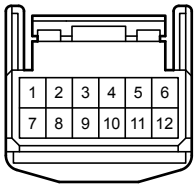


1A
White

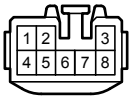


1B
White

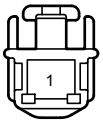


1C
White

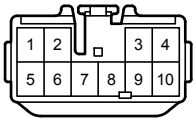


1D
White




1E
White

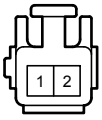


1F
White

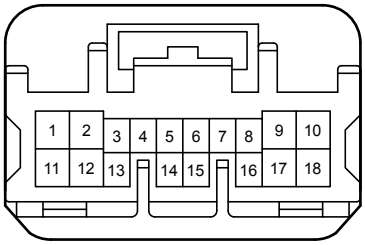


3A
White

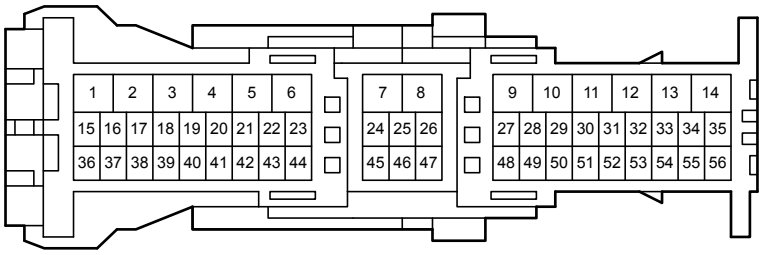


3B
White

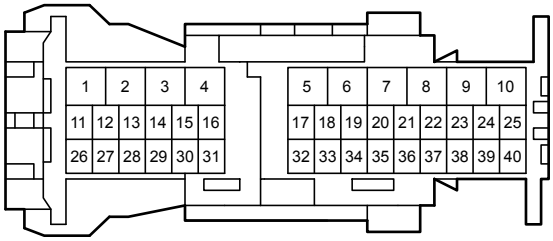


3D
White

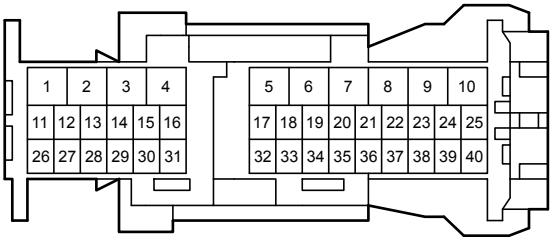

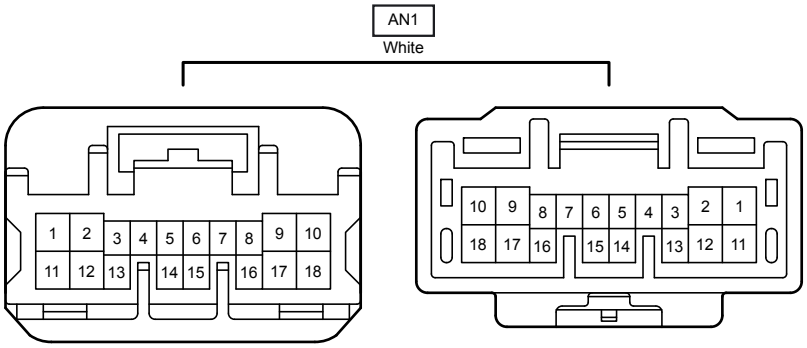
AN1
White
1 2 3 4 5 6 7 8 9 10
11 12 13 14 15 16 17 18
10 9 8 7 6 5 4 3 2 1
18 17 16 15 14 13 12 11

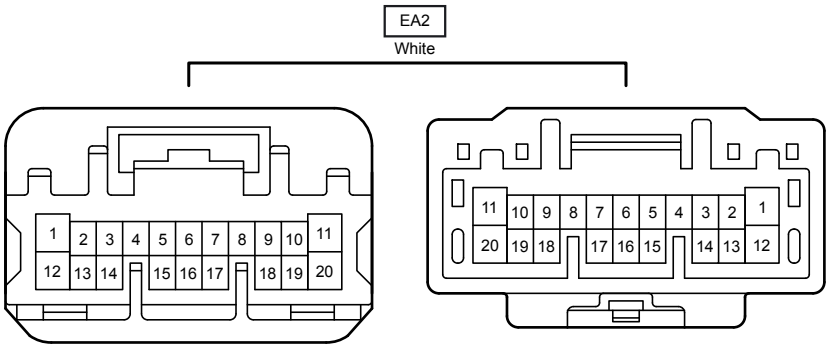
EA2
White
1 2 3 4 5 6 7 8 9 10 11
12 13 14 15 16 17 18 19 20
11 10 9 8 7 6 5 4 3 2 1
20 19 18 17 16 15 14 13 12

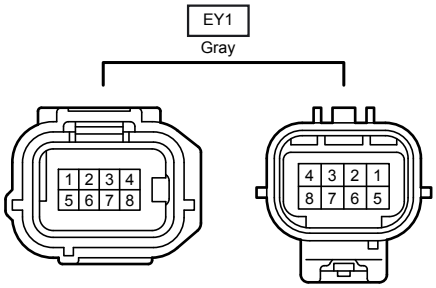
EY1
Gray
1 2 3 4
5 6 7 8
4 3 2 1
8 7 6 5

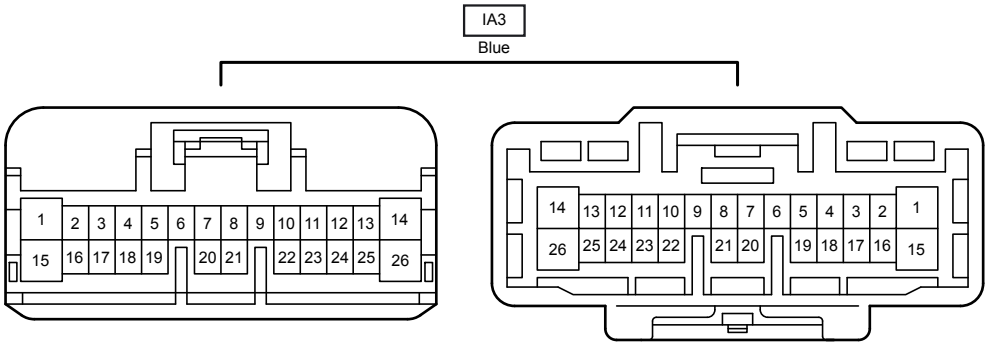
IA3
Blue
1 2 3 4 5 6 7 8 9 10 11 12 13 14
15 16 17 18 19 20 21 22 23 24 25 26
14 13 12 11 10 9 8 7 6 5 4 3 2 1
26 25 24 23 22 21 20 19 18 17 16 15

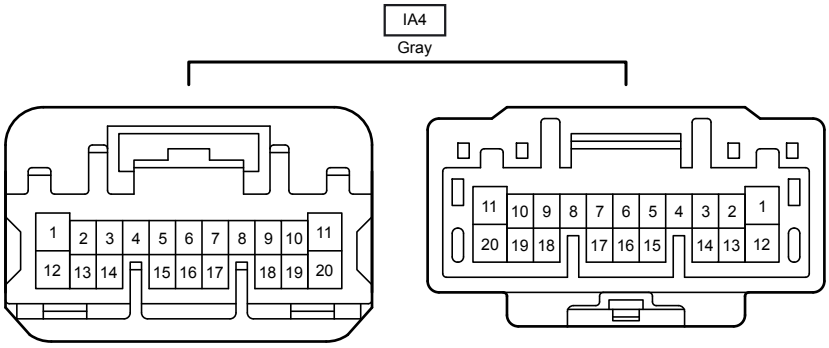
IA4
Gray
1 2 3 4 5 6 7 8 9 10 11
12 13 14 15 16 17 18 19 20
11 10 9 8 7 6 5 4 3 2 1
20 19 18 17 16 15 14 13 12

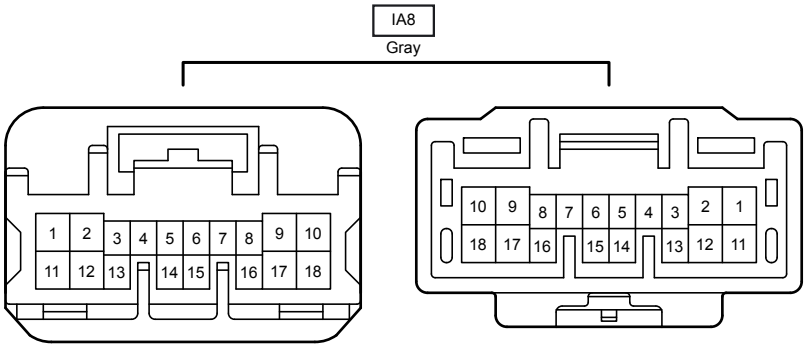
IA8
Gray
1 2 3 4 5 6 7 8 9 10
11 12 13 14 15 16 17 18
10 9 8 7 6 5 4 3 2 1
18 17 16 15 14 13 12 11