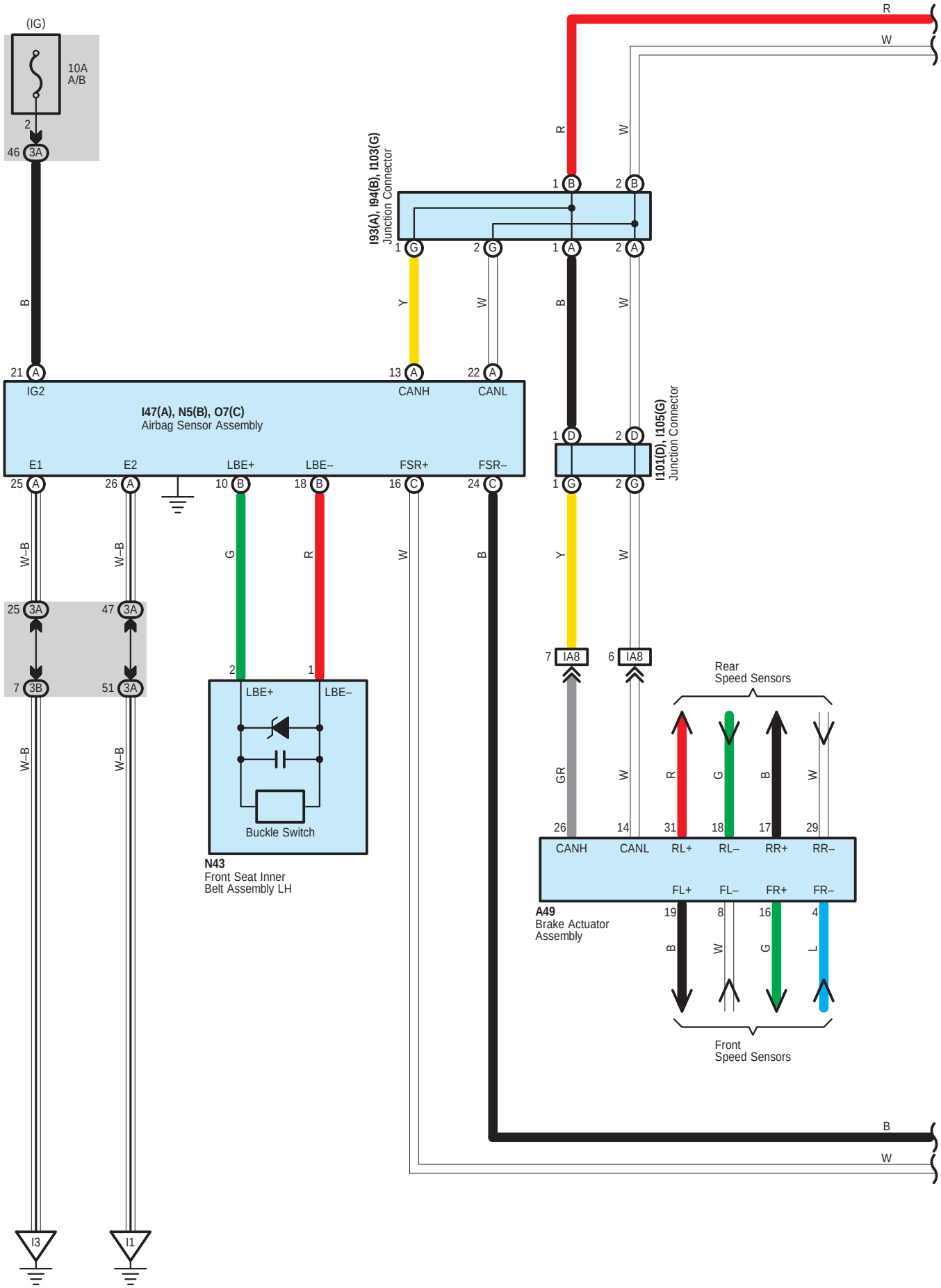
(IG)
10A
A/B
2
46 3A
B
21 A
IG2
I47(A), N5(B), O7(C)
Airbag Sensor Assembly
E1
E2
LBE+
LBE–
FSR+
FSR–
25 A
26 A
10 B
18 B
16 C
24 C
W–B
W–B
G
R
W
B
25 3A
47 3A
7 3B
51 3A
W–B
W–B
2
1
LBE+
LBE–
Buckle Switch
N43
Front Seat Inner
Belt Assembly LH
I3
I1
I93(A), I94(B), I103(G)
Junction Connector
1 G
2 G
1 A
2 A
1 B
2 B
Y
W
B
W
R
W
13 A
22 A
CANH
CANL
I101(D), I105(G)
Junction Connector
1 D
2 D
1 G
2 G
Y
W
7 IA8
6 IA8
GR
W
26
14
CANH
CANL
Rear
Speed Sensors
R
G
B
W
31
18
17
29
RL+
RL–
RR+
RR–
FL+
FL–
FR+
FR–
A49
Brake Actuator
Assembly
19
8
16
4
B
W
G
L
Front
Speed Sensors
R
W
B
W

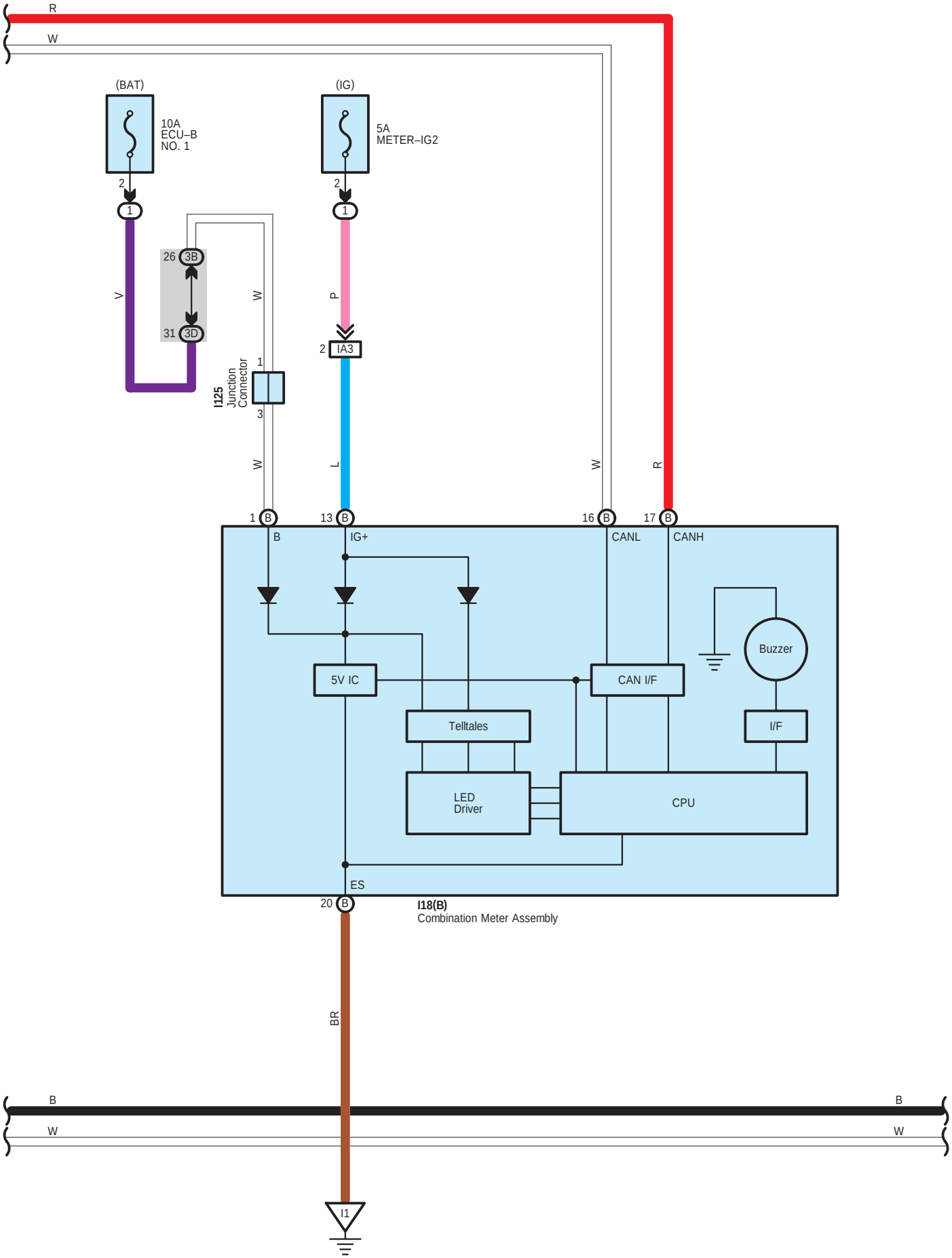
R
W
(BAT)
10A
ECU–B
NO. 1
(IG)
5A
METER–IG2
2
1
26 3B
31 3D
V
W
P
2 IA3
I125
Junction
Connector
1
3
W
L
W
R
1 B
13 B
16 B
17 B
B
IG+
CANL
CANH
5V IC
CAN I/F
Buzzer
Telltales
I/F
LED
Driver
CPU
ES
20 B
I18(B)
Combination Meter Assembly
BR
B
W
I1

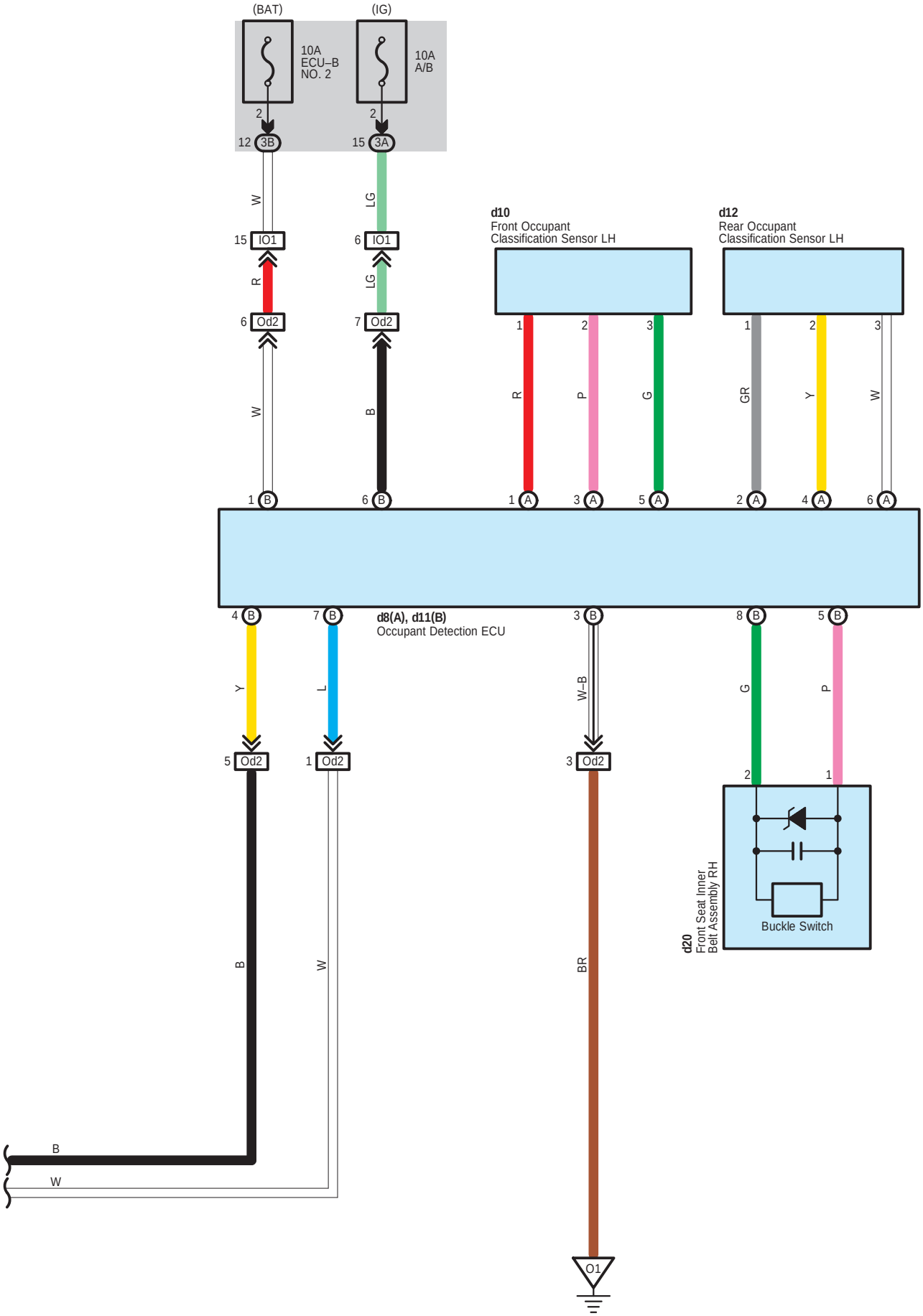
(BAT)
(IG)
10A
ECU–B
NO. 2
10A
A/B
2
2
12 3B
15 3A
W
LG
15 IO1
6 IO1
R
LG
6 Od2
7 Od2
W
B
d10
Front Occupant
Classification Sensor LH
d12
Rear Occupant
Classification Sensor LH
1
2
3
R
P
G
1
2
3
GR
Y
W
1 B
6 B
1 A
3 A
5 A
2 A
4 A
6 A
4 B
7 B
d8(A), d11(B)
Occupant Detection ECU
3 B
8 B
5 B
Y
L
W–B
G
P
5 Od2
1 Od2
3 Od2
2
1
Buckle Switch
d20
Front Seat Inner
Belt Assembly RH
B
W
BR
B
W
O1

A 49
Black

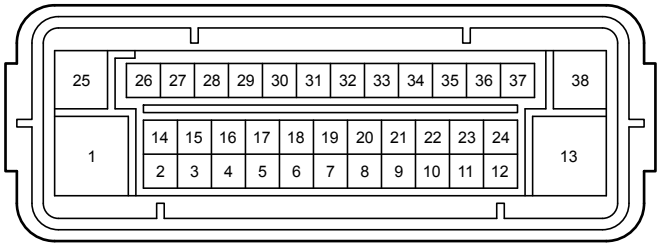

I 18
Black

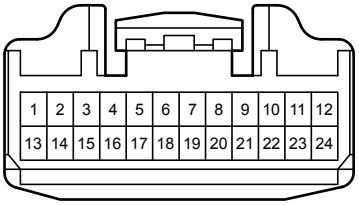

I 47
Yellow

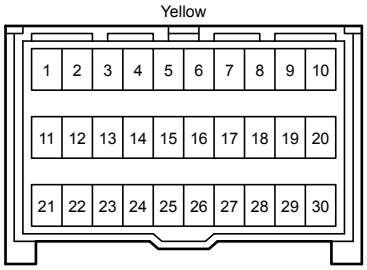

I 93
White

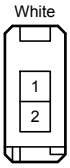

I 94
White

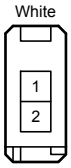

I101
White

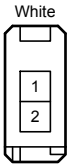

I103
White

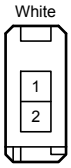

I105
White

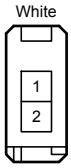

I125
Gray

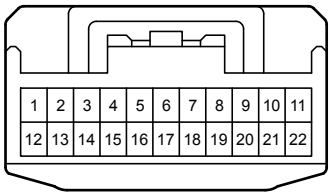

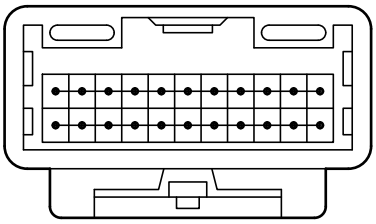

N 5
Yellow

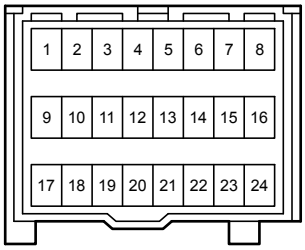

N 43
White

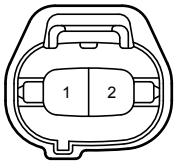

O 7
Yellow

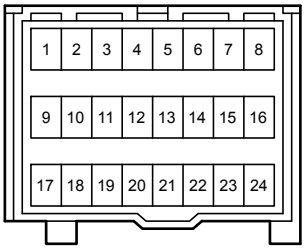

d 8
Black



d 10
Black

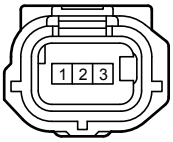

d 11
Black

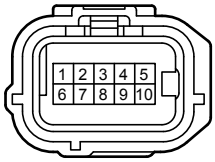

d 12
Gray

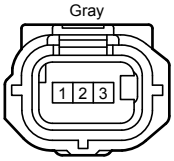

d 20
Gray

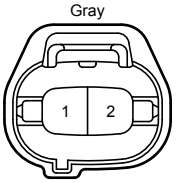

3A
White

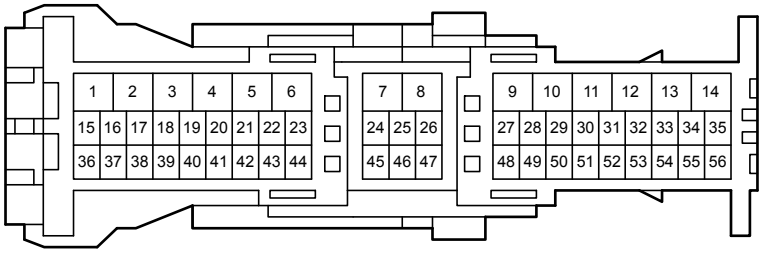

3B
White

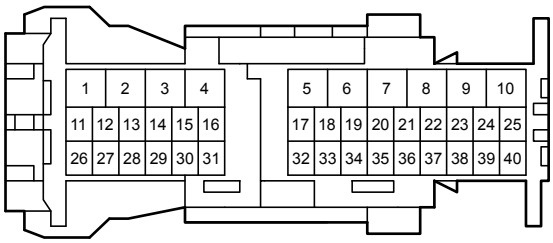

3D
White

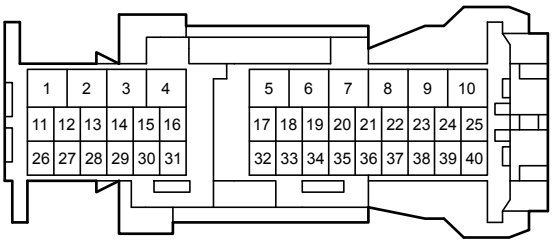

IA3
Blue

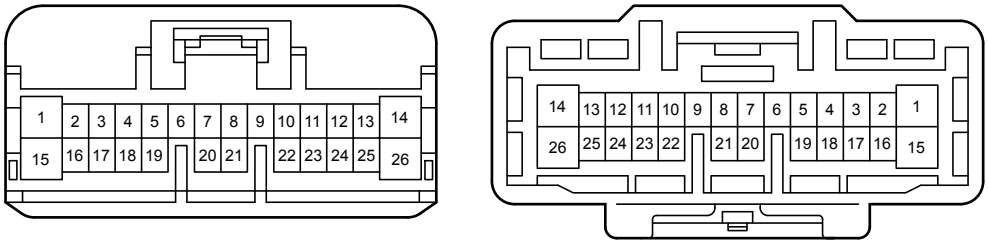

IA8
Gray

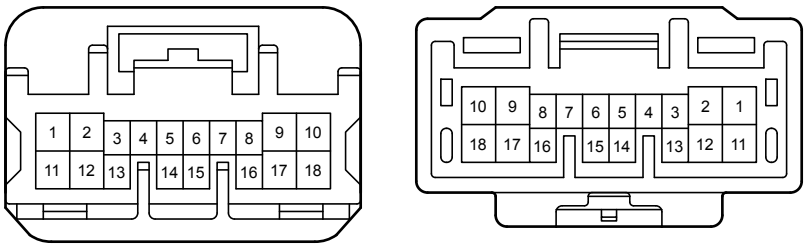

IO1
White

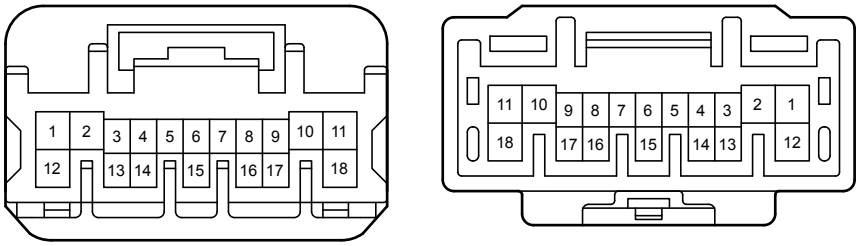

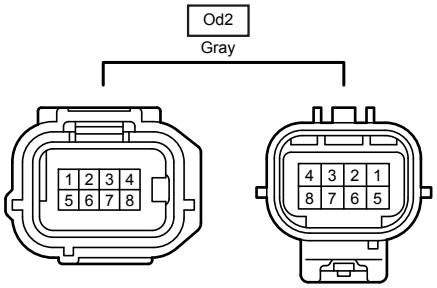
Od2
Gray
1 2 3 4
5 6 7 8
4 3 2 1
8 7 6 5