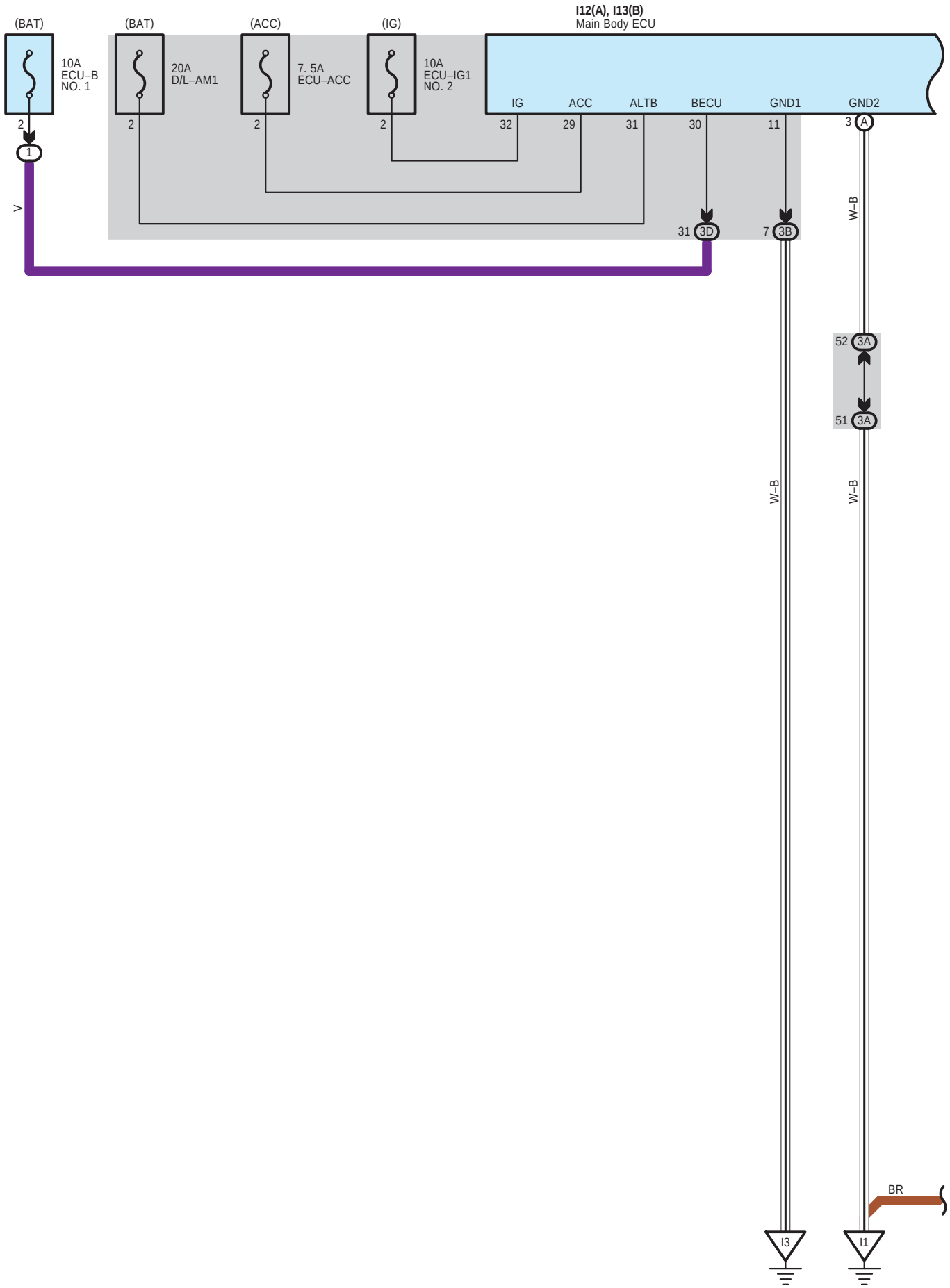
(BAT)
10A
ECU–B
NO. 1
(BAT)
20A
D/L–AM1
(ACC)
7. 5A
ECU–ACC
(IG)
10A
ECU–IG1
NO. 2
I12(A), I13(B)
Main Body ECU
IG
ACC
ALTB
BECU
GND1
GND2
2
1
V
2
2
2
2
32
29
31
30
11
3
A
31
3D
7
3B
W–B
52
3A
51
3A
W–B
W–B
BR
I3
I1

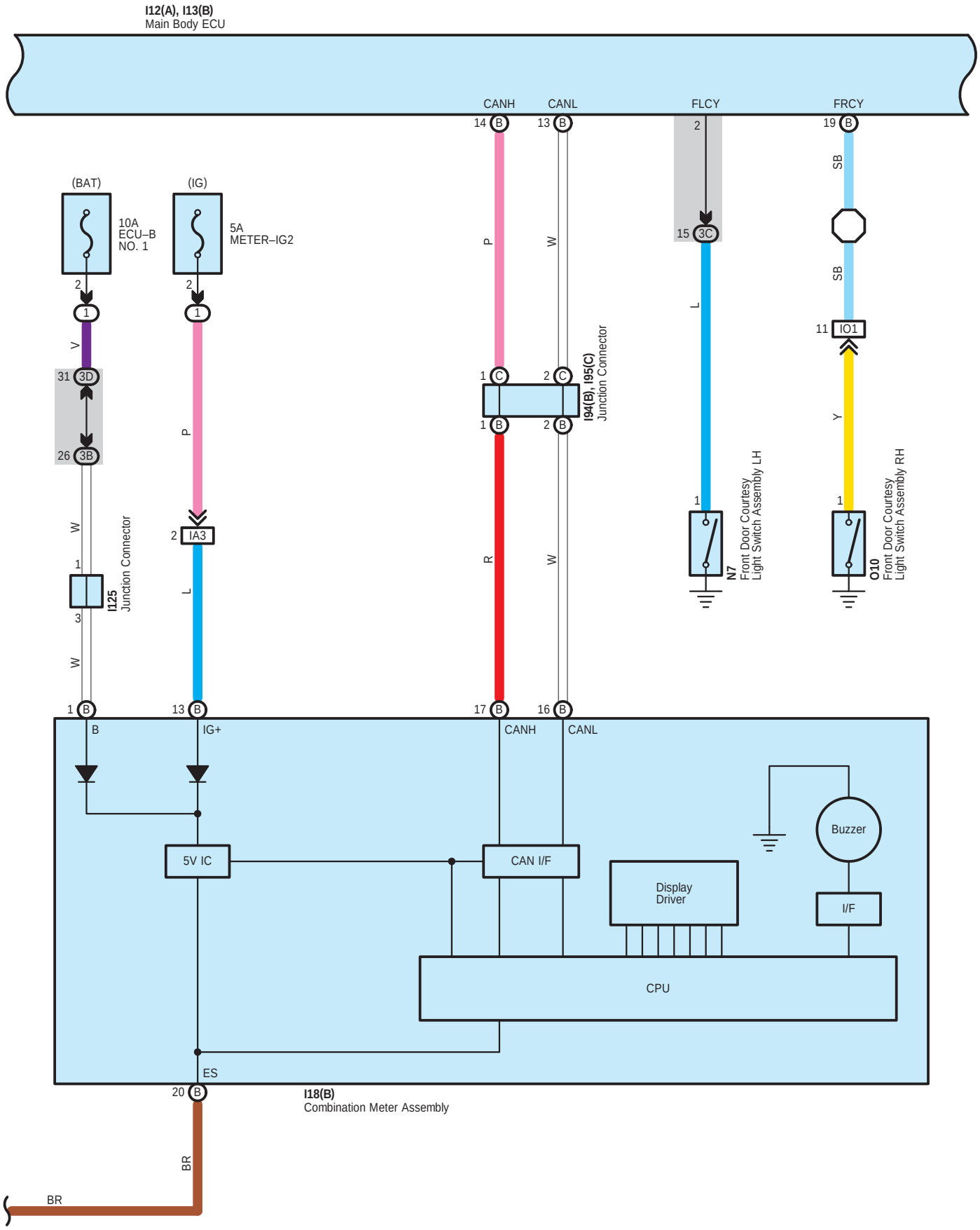
I12(A), I13(B)
Main Body ECU
CANH
CANL
FLCY
FRCY
(BAT)
(IG)
10A
ECU–B
NO. 1
5A
METER–IG2
I94(B), I95(C)
Junction Connector
I125
Junction Connector
N7
Front Door Courtesy
Light Switch Assembly LH
O10
Front Door Courtesy
Light Switch Assembly RH
IA3
IO1
B
IG+
CANH
CANL
5V IC
CAN I/F
Display
Driver
Buzzer
I/F
CPU
ES
I18(B)
Combination Meter Assembly
BR

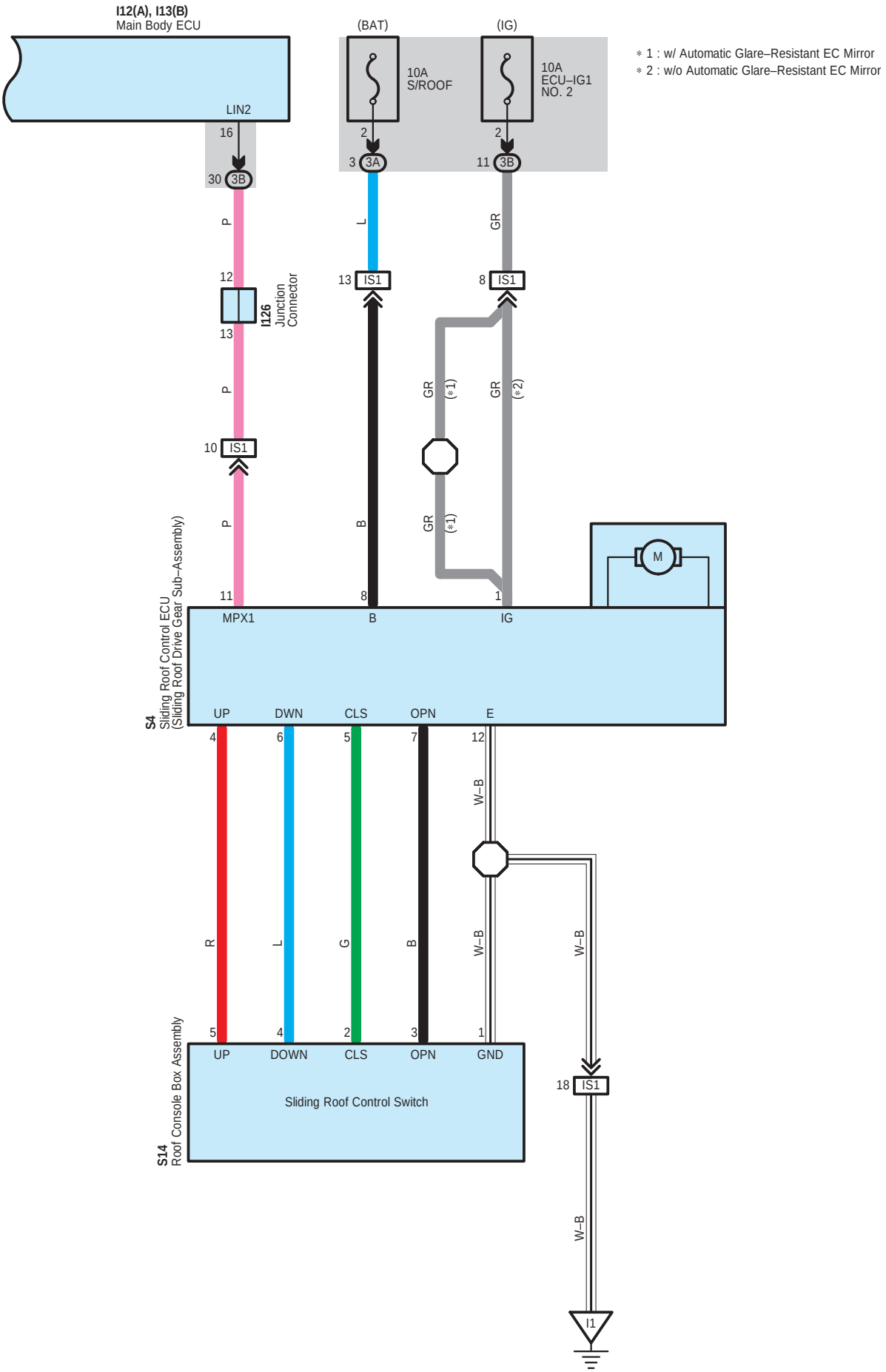
I12(A), I13(B)
Main Body ECU
LIN2
16
30 3B
P
12
I126
Junction
Connector
13
P
10 IS1
P
11
MPX1
(BAT)
10A
S/ROOF
2
3 3A
L
13 IS1
B
8
B
(IG)
10A
ECU–IG1
NO. 2
2
11 3B
GR
8 IS1
GR (*1)
GR (*2)
GR (*1)
1
IG
M
S4
Sliding Roof Control ECU
(Sliding Roof Drive Gear Sub–Assembly)
UP
DWN
CLS
OPN
E
4
6
5
7
12
R
L
G
B
W–B
W–B
W–B
5
4
2
3
1
UP
DOWN
CLS
OPN
GND
S14
Roof Console Box Assembly
Sliding Roof Control Switch
18 IS1
W–B
I1
* 1 : w/ Automatic Glare–Resistant EC Mirror
* 2 : w/o Automatic Glare–Resistant EC Mirror

I 12
White

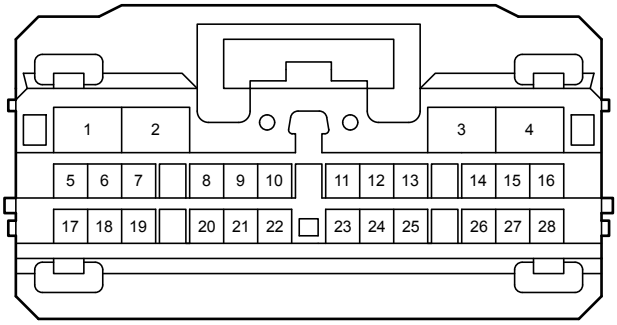

I 13
White

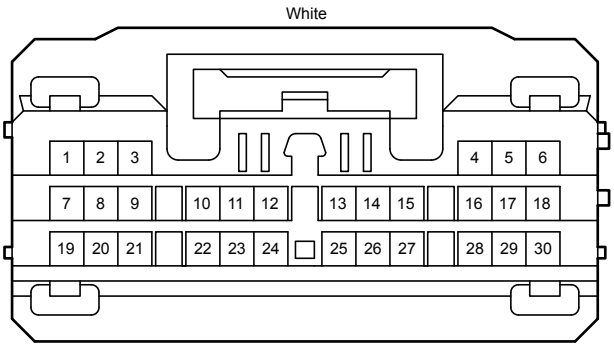

I 18
Black

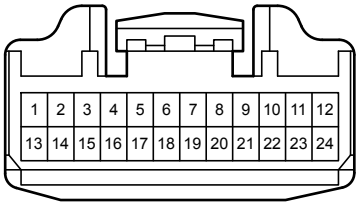

I 94
White

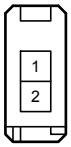

I 95
White

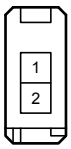

I125
Gray

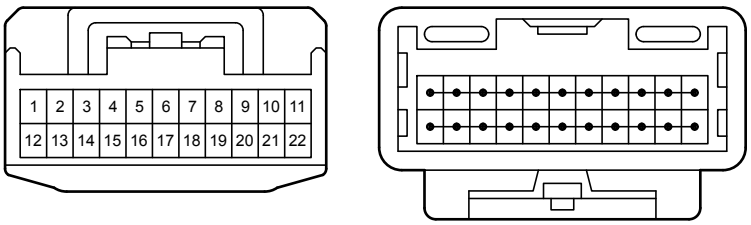

I126
White

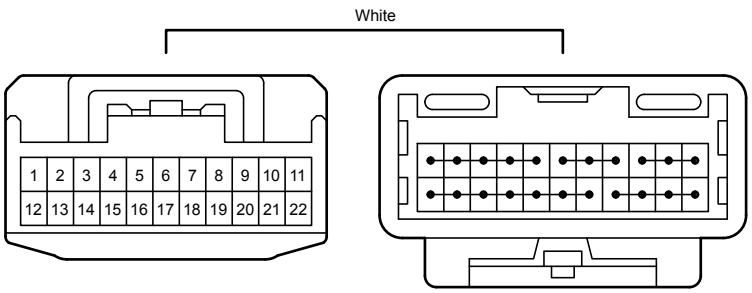

N 7
Black

O 10
Black

S 4
White

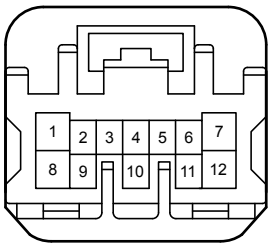

S 14
Black

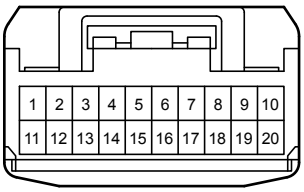

3A
White

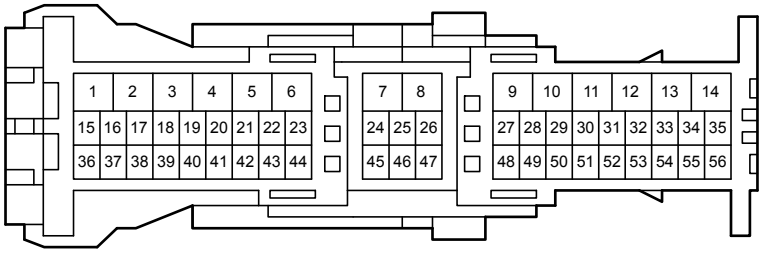

3B
White

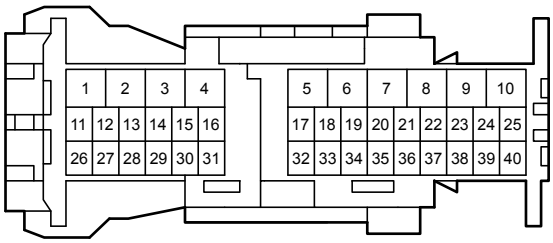

3C
White

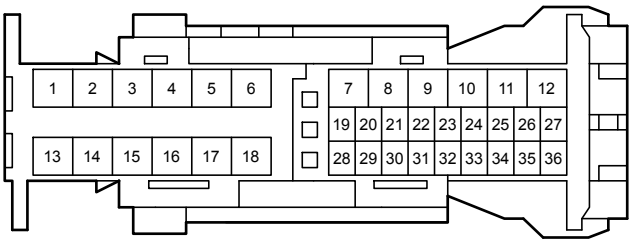

3D
White

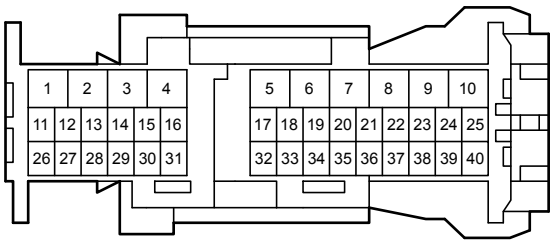

IA3
Blue

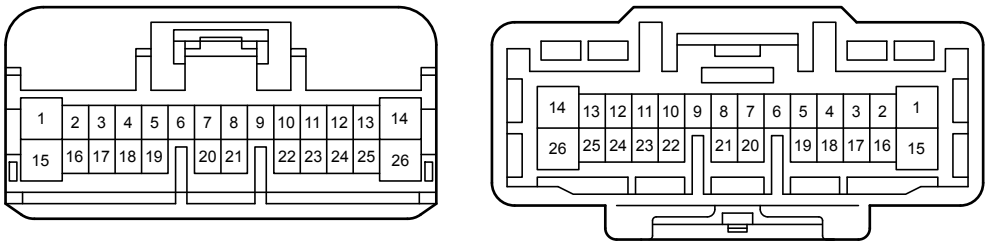

IO1
White

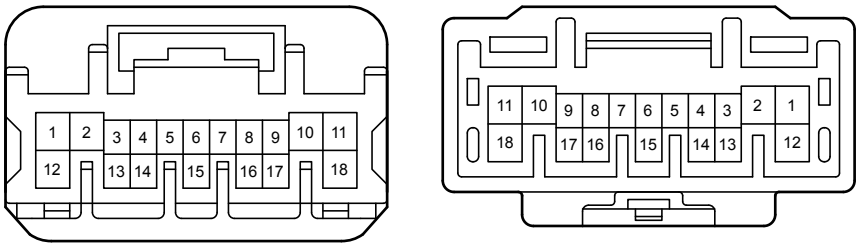

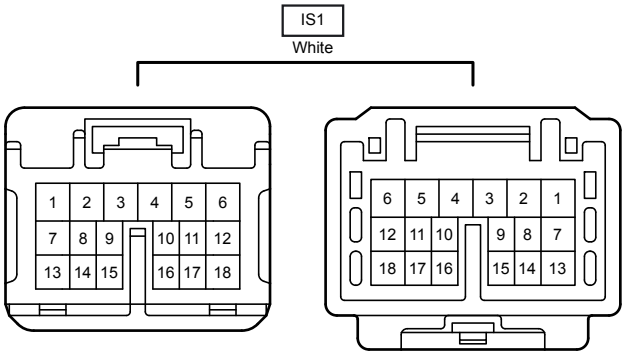
IS1
White
1 2 3 4 5 6
7 8 9 10 11 12
13 14 15 16 17 18
6 5 4 3 2 1
12 11 10 9 8 7
18 17 16 15 14 13