F RELAY LOCATIONS

: Instrument Panel J/B Assembly	**Instrument Panel Reinforcement (See Page 20)**

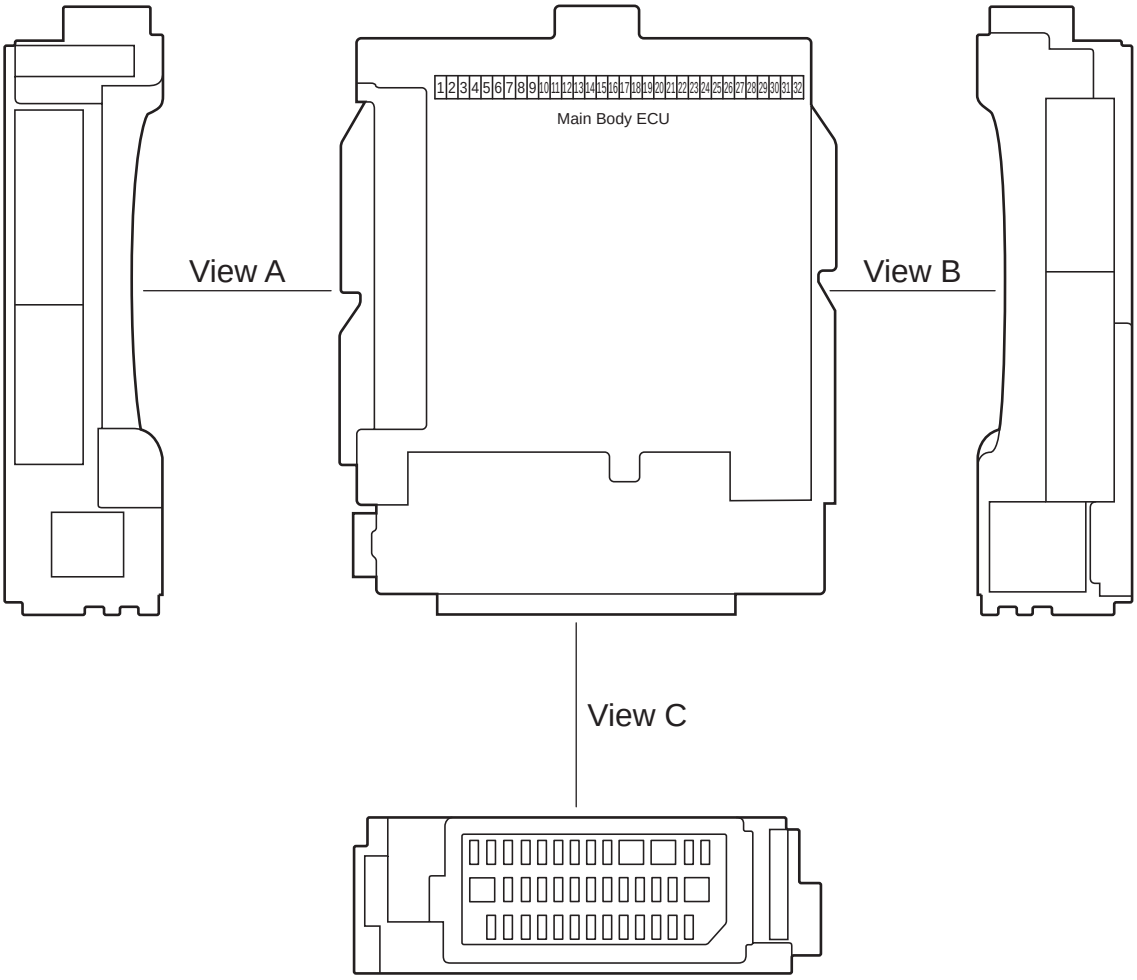

View A

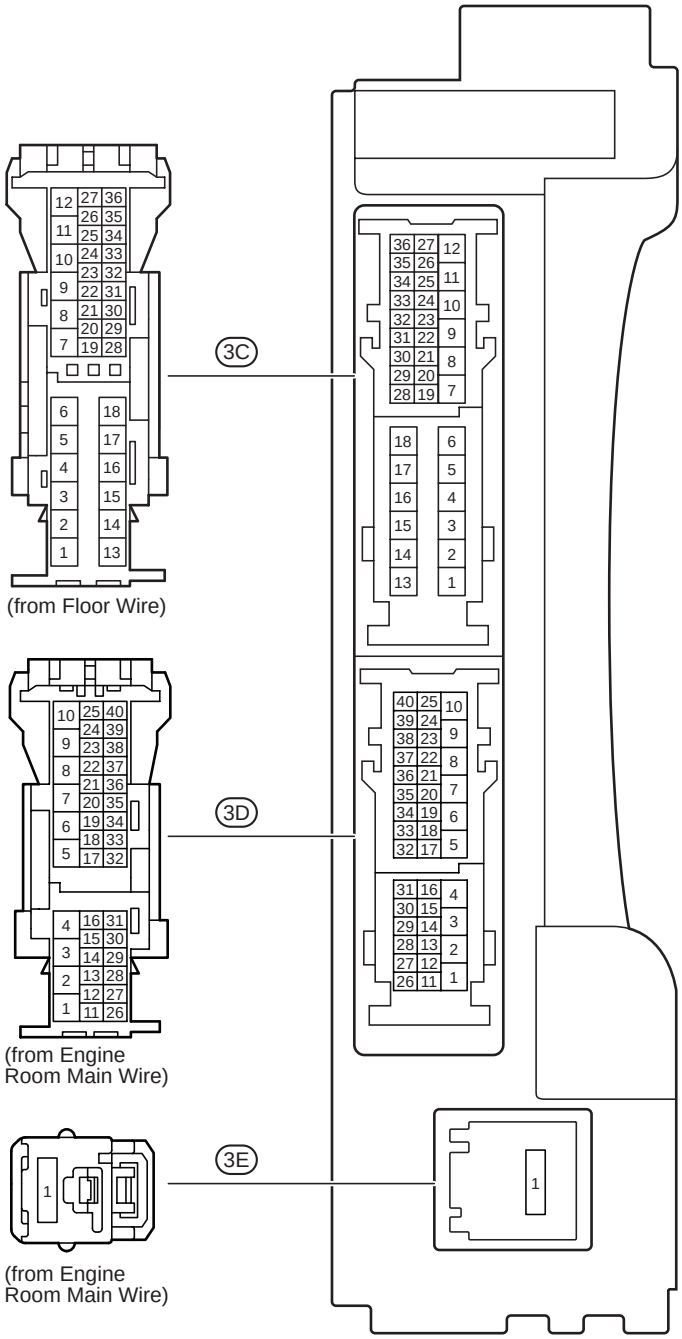
3C
(from Floor Wire)
3D
(from Engine Room Main Wire)
3E
(from Engine Room Main Wire)

: Instrument Panel J/B Assembly	**Instrument Panel Reinforcement (See Page 20)**

View B

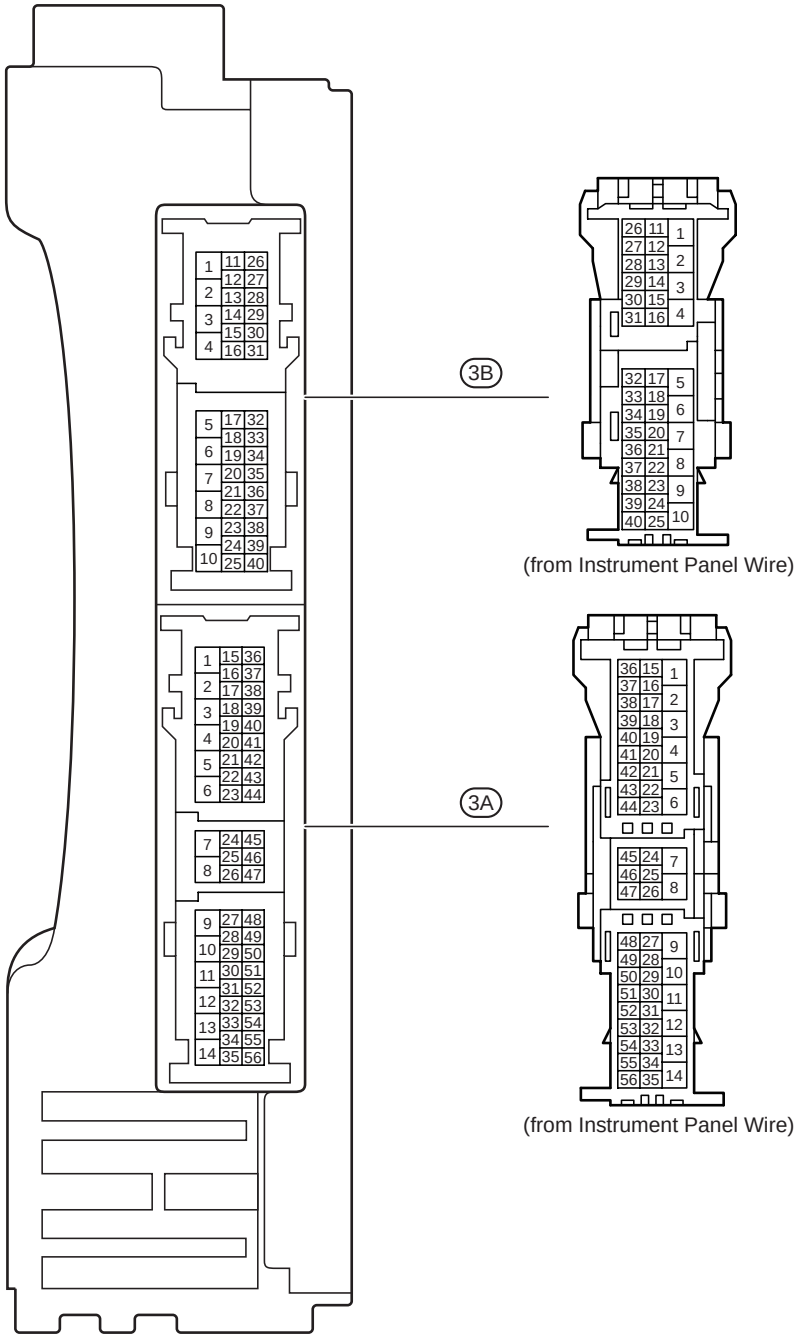

View C

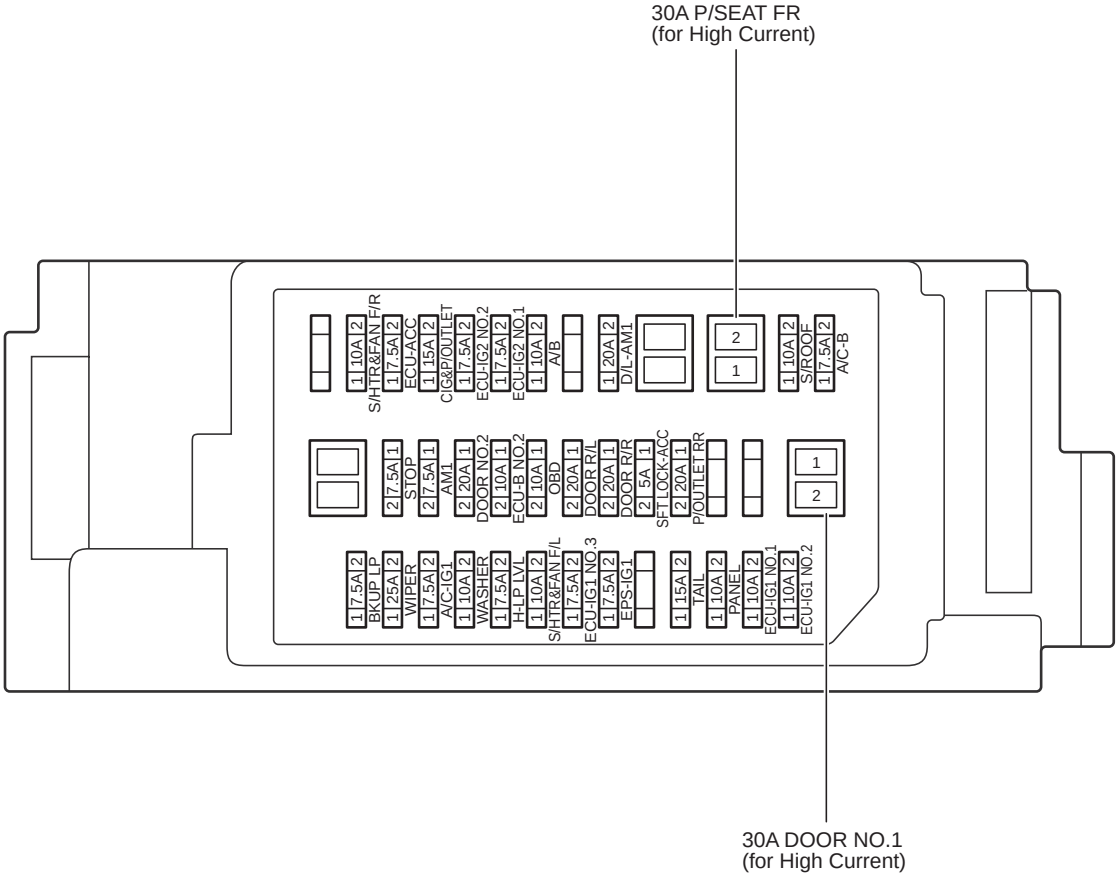
30A P/SEAT FR
(for High Current)
1 10A 2 S/HTR&FAN F/R
1 7.5A 2 ECU-ACC
1 15A 2 CIG&P/OUTLET
1 7.5A 2 ECU-IG2 NO.2
1 7.5A 2 ECU-IG2 NO.1
1 10A 2 A/B
1 20A 2 D/L-AM1
2
1
1 10A 2 S/ROOF
1 7.5A 2 A/C-B
2 7.5A 1 STOP
2 7.5A 1 AM1
2 20A 1 DOOR NO.2
2 10A 1 ECU-B NO.2
2 10A 1 OBD
2 20A 1 DOOR R/L
2 20A 1 DOOR R/R
2 5A 1 SFT LOCK-ACC
2 20A 1 P/OUTLET RR
1
2
1 7.5A 2 BKUP LP
1 25A 2 WIPER
1 7.5A 2 A/C-IG1
1 10A 2 WASHER
1 7.5A 2 H-LP LVL
1 10A 2 S/HTR&FAN F/L
1 7.5A 2 ECU-IG1 NO.3
1 7.5A 2 EPS-IG1
1 15A 2 TAIL
1 10A 2 PANEL
1 10A 2 ECU-IG1 NO.1
1 10A 2 ECU-IG1 NO.2
30A DOOR NO.1
(for High Current)