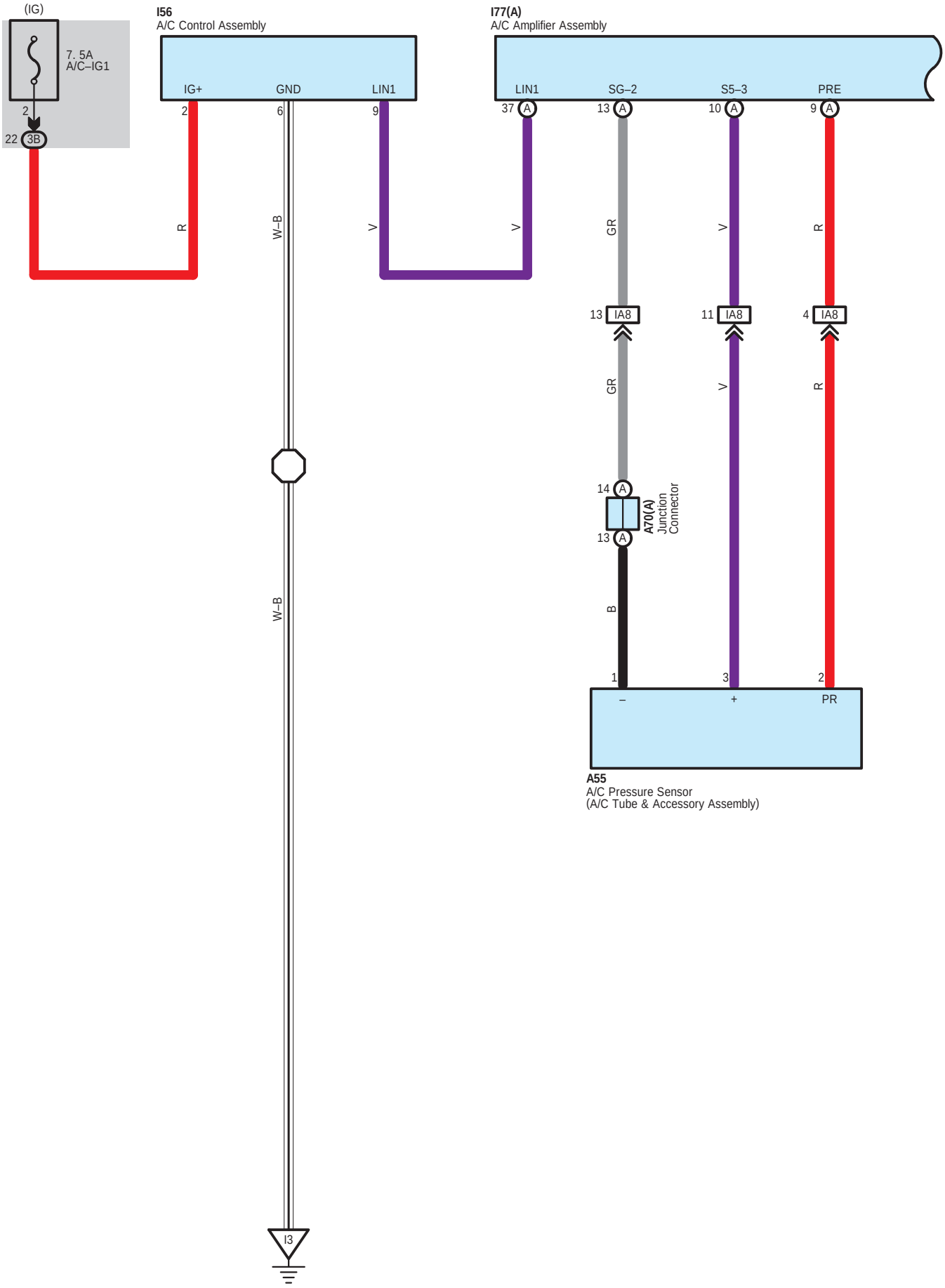
(IG)
7. 5A
A/C–IG1
2
22 3B
I56
A/C Control Assembly
IG+
GND
LIN1
2
6
9
R
W–B
V
V
W–B
I3
I77(A)
A/C Amplifier Assembly
LIN1
SG–2
S5–3
PRE
37 A
13 A
10 A
9 A
GR
V
R
13 IA8
11 IA8
4 IA8
GR
V
R
14 A
13 A
A70(A)
Junction
Connector
B
1
3
2
–
+
PR
A55
A/C Pressure Sensor
(A/C Tube & Accessory Assembly)

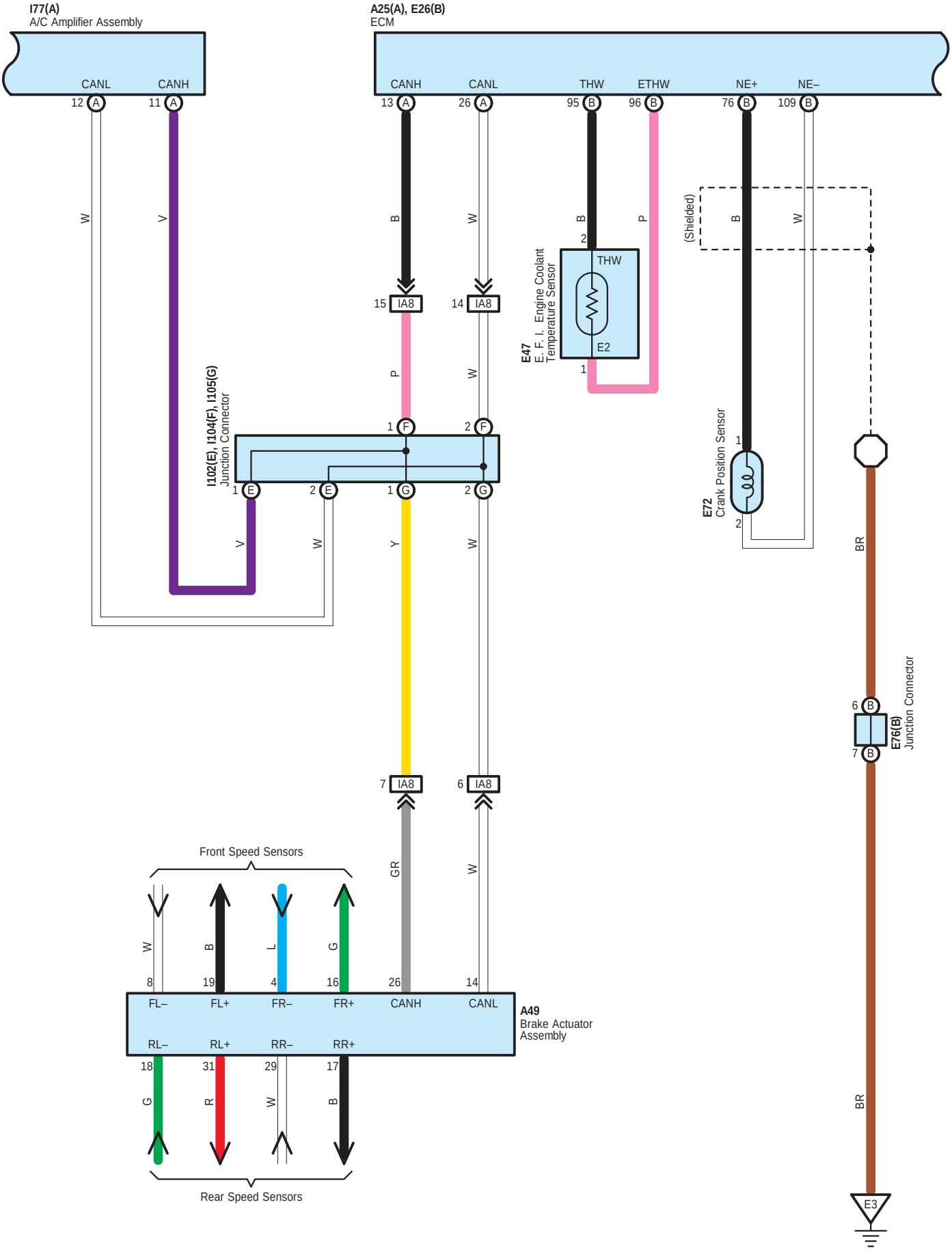
I77(A)
A/C Amplifier Assembly
CANL
CANH
12 A
11 A
A25(A), E26(B)
ECM
CANH
CANL
THW
ETHW
NE+
NE–
13 A
26 A
95 B
96 B
76 B
109 B
W
V
B
W
B
P
B
W
(Shielded)
2
THW
E2
1
E47
E. F. I. Engine Coolant Temperature Sensor
15 IA8
14 IA8
P
W
I102(E), I104(F), I105(G)
Junction Connector
1 F
2 F
1 E
2 E
1 G
2 G
V
W
Y
W
E72
Crank Position Sensor
1
2
BR
6 B
7 B
E76(B)
Junction Connector
7 IA8
6 IA8
GR
W
Front Speed Sensors
W
B
L
G
8
19
4
16
26
14
FL–
FL+
FR–
FR+
CANH
CANL
A49
Brake Actuator Assembly
RL–
RL+
RR–
RR+
18
31
29
17
G
R
W
B
Rear Speed Sensors
BR
E3

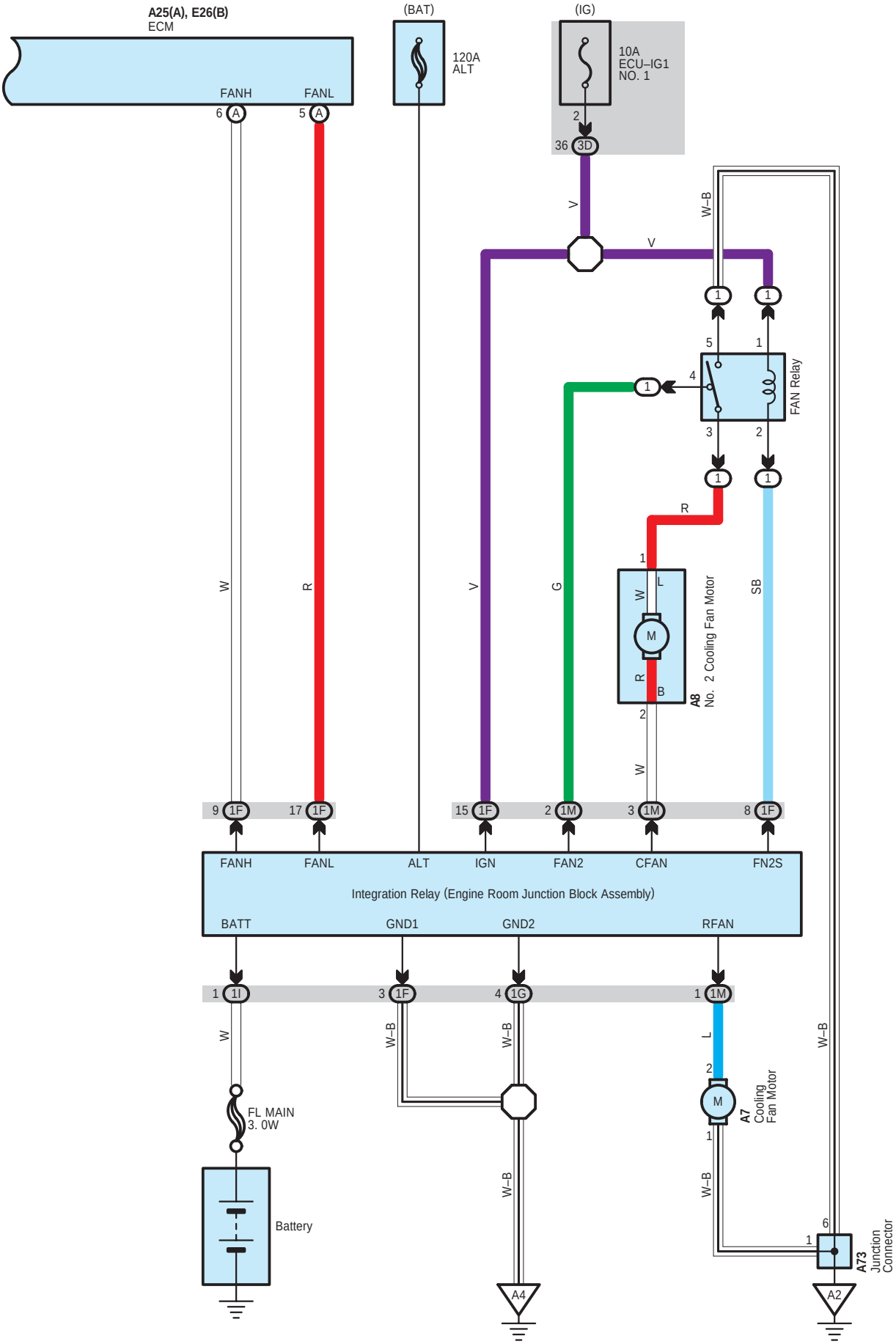
A25(A), E26(B)
ECM
FANH
FANL
(BAT)
120A
ALT
(IG)
10A
ECU–IG1
NO. 1
FAN Relay
A8
No. 2 Cooling Fan Motor
FANH
FANL
ALT
IGN
FAN2
CFAN
FN2S
Integration Relay (Engine Room Junction Block Assembly)
BATT
GND1
GND2
RFAN
FL MAIN
3. 0W
Battery
A7
Cooling
Fan Motor
A73
Junction
Connector
A4
A2

A 7
Gray

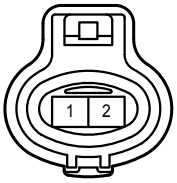

A 8
Gray

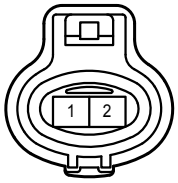

A 25
Black

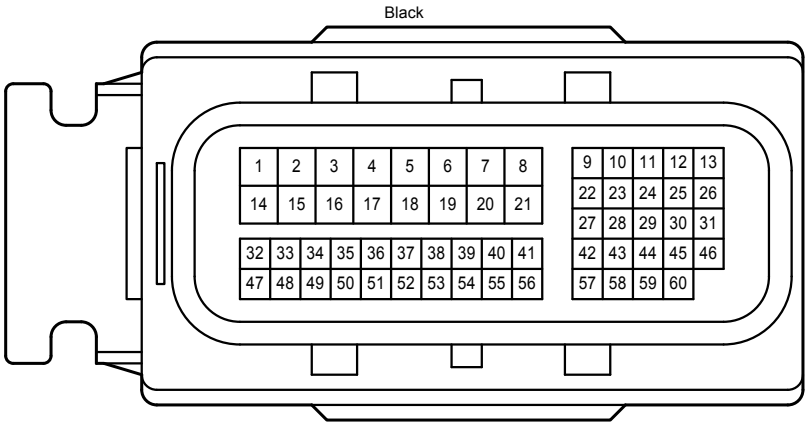

A 49
Black

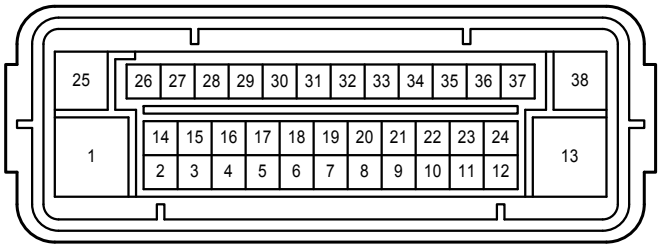

A 55
Black



A 70
White

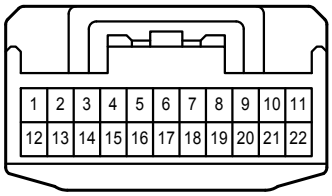

A 73
Gray

E 26
Black

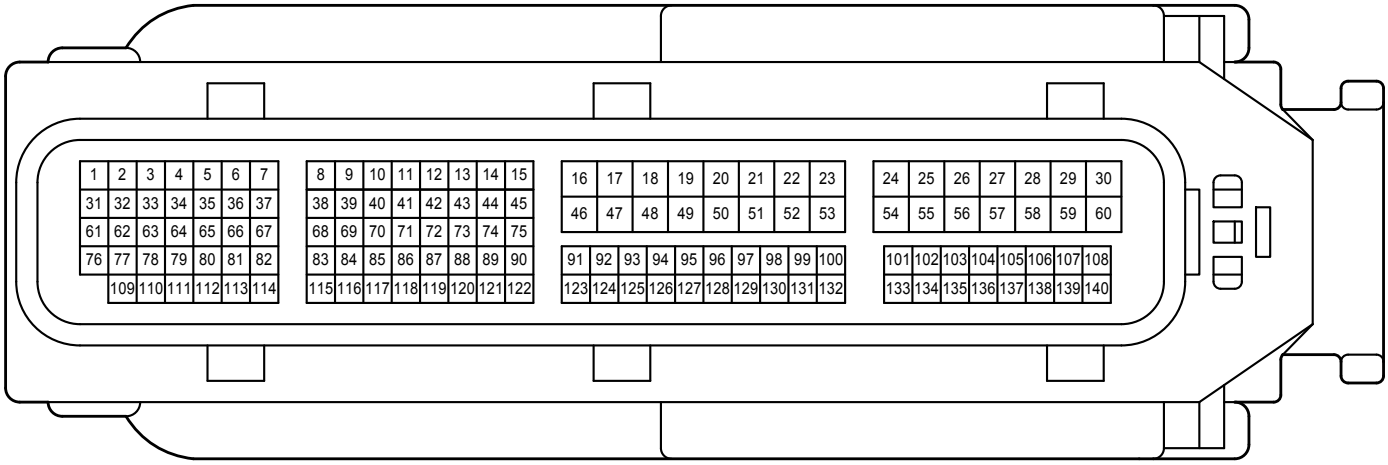

E 47
Black

E 72
Black



E 76
White

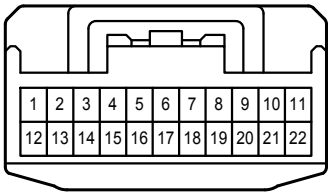

I 56
Black

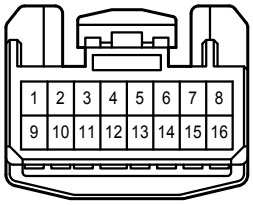

I 77
White

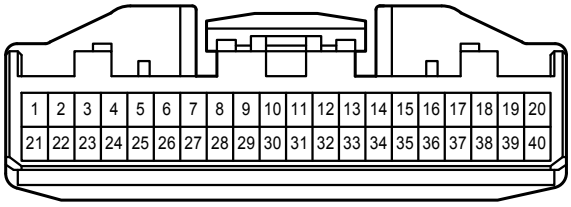

I102
White

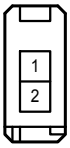

I104
White

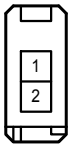

I105
White

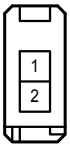

1F
White

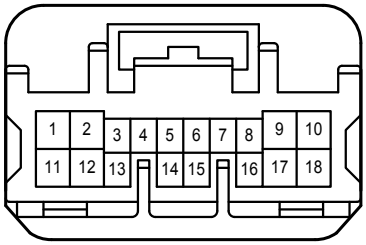

1G
White

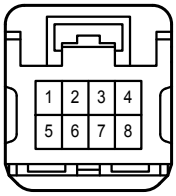

1I
White

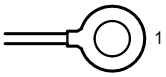

1M

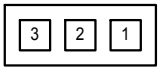

3B
White

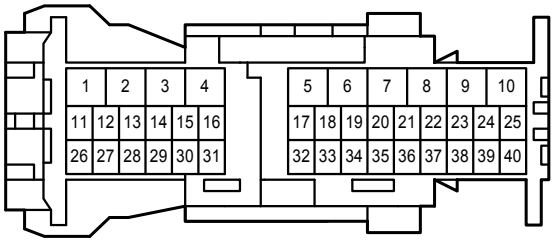

3D
White

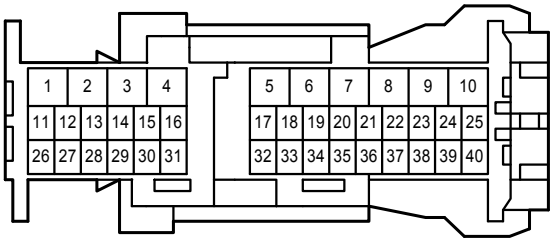

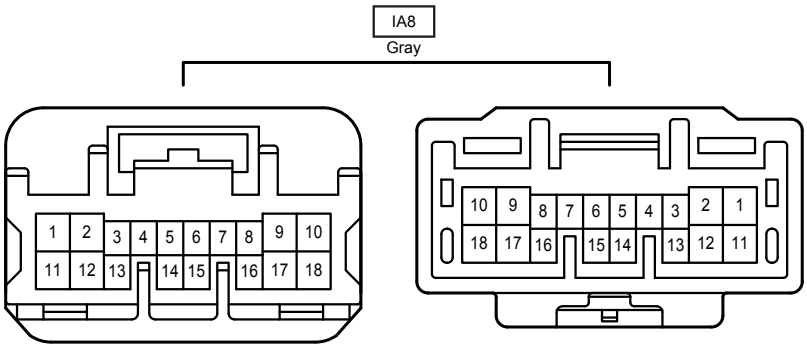
IA8
Gray
1
2
3
4
5
6
7
8
9
10
11
12
13
14
15
16
17
18
10
9
8
7
6
5
4
3
2
1
18
17
16
15
14
13
12
11