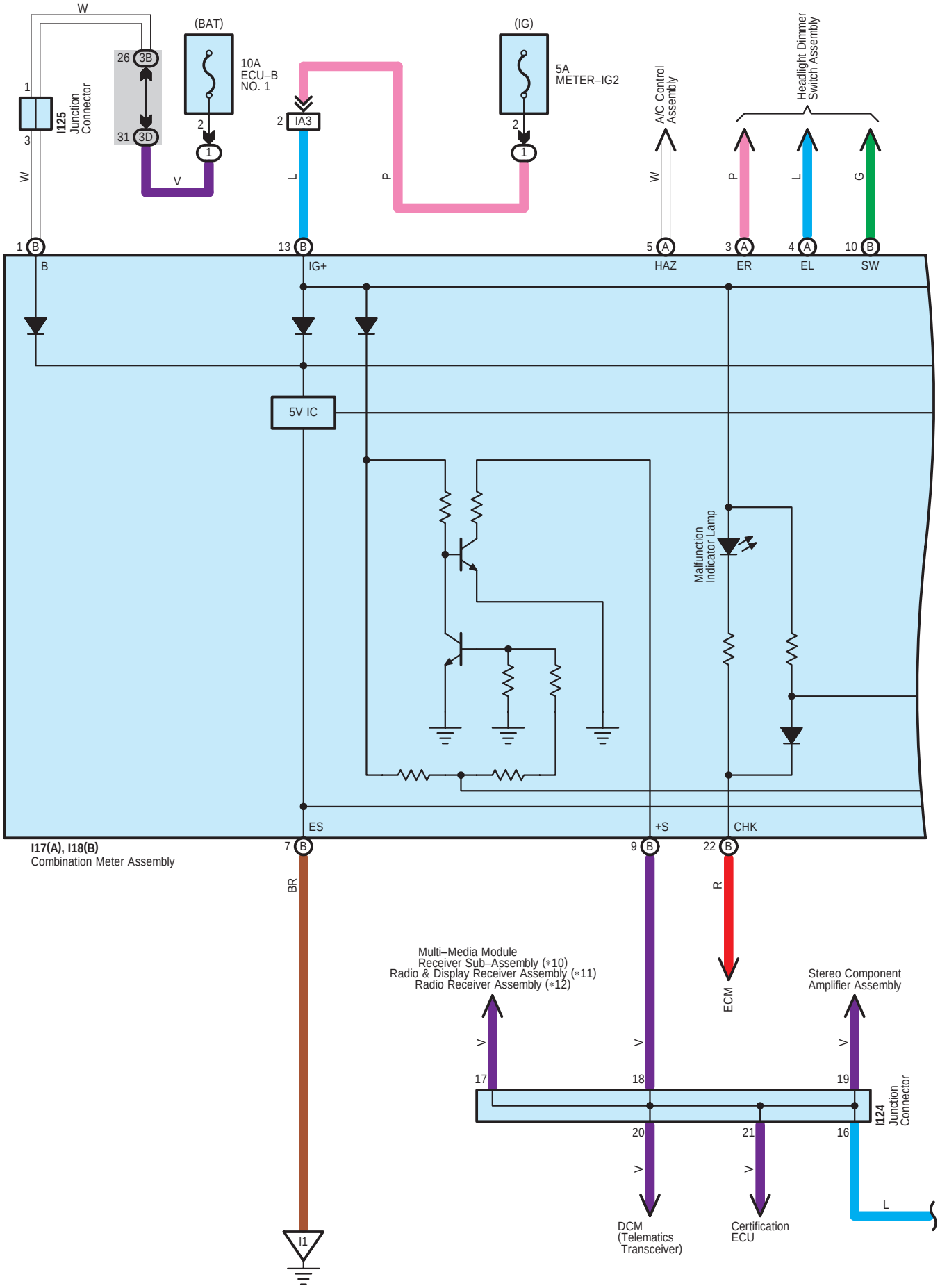
W
(BAT)
10A
ECU–B
NO. 1
(IG)
5A
METER–IG2
A/C Control
Assembly
Headlight Dimmer
Switch Assembly
I125
Junction
Connector
26 3B
31 3D
IA3
1 B
13 B
5 A
3 A
4 A
10 B
B
IG+
HAZ
ER
EL
SW
5V IC
Malfunction
Indicator Lamp
ES
+S
CHK
I17(A), I18(B)
Combination Meter Assembly
7 B
9 B
22 B
BR
R
Multi–Media Module
Receiver Sub–Assembly (*10)
Radio & Display Receiver Assembly (*11)
Radio Receiver Assembly (*12)
ECM
Stereo Component
Amplifier Assembly
17
18
19
20
21
16
I124
Junction
Connector
DCM
(Telematics
Transceiver)
Certification
ECU
L
I1

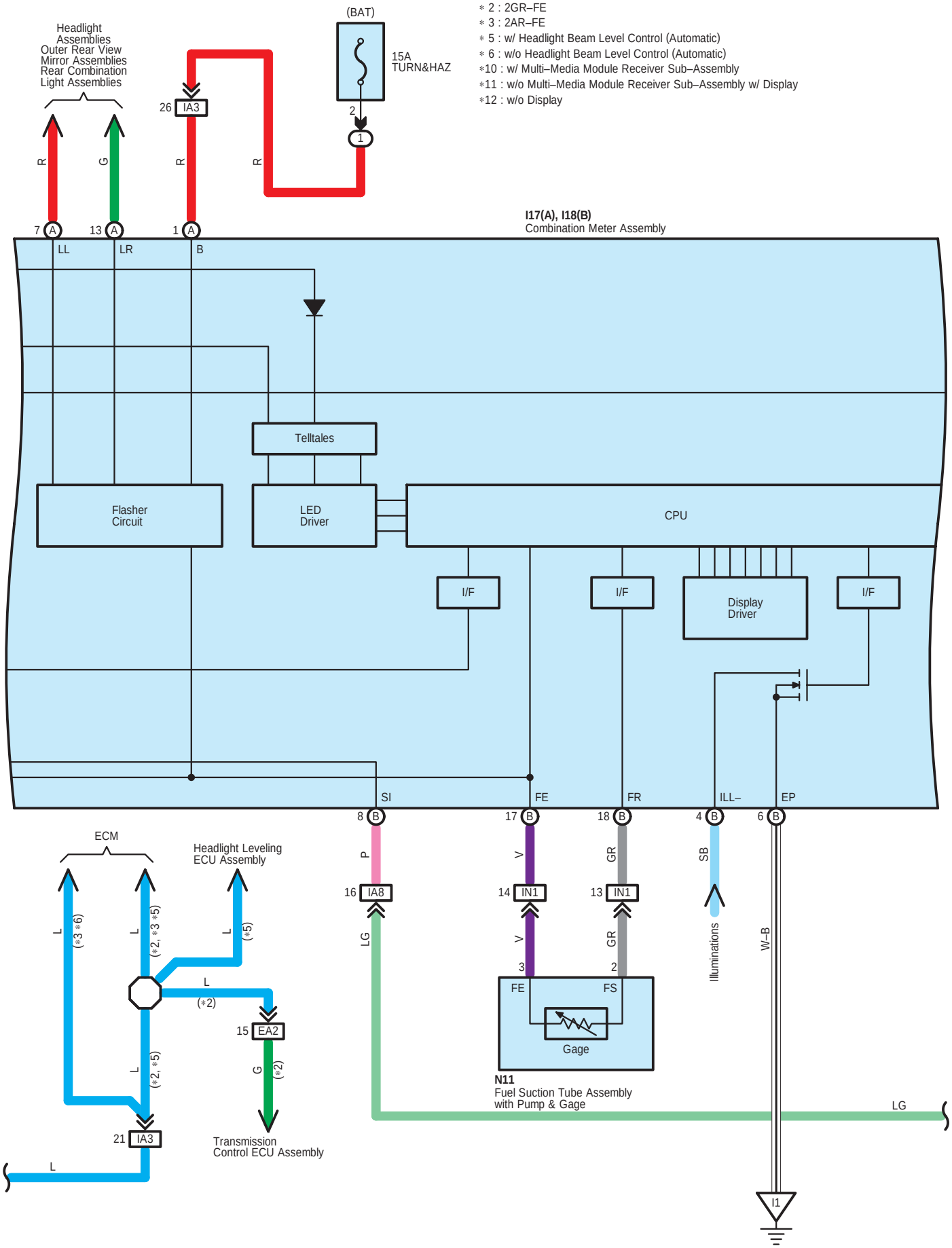
∗ 2 : 2GR–FE
∗ 3 : 2AR–FE
∗ 5 : w/ Headlight Beam Level Control (Automatic)
∗ 6 : w/o Headlight Beam Level Control (Automatic)
∗10 : w/ Multi–Media Module Receiver Sub–Assembly
∗11 : w/o Multi–Media Module Receiver Sub–Assembly w/ Display
∗12 : w/o Display
(BAT)
15A
TURN&HAZ
Headlight Assemblies
Outer Rear View Mirror Assemblies
Rear Combination Light Assemblies
26 IA3
I17(A), I18(B)
Combination Meter Assembly
7 A
13 A
1 A
LL
LR
B
Telltales
Flasher Circuit
LED Driver
CPU
I/F
I/F
Display Driver
I/F
SI
FE
FR
ILL–
EP
8 B
17 B
18 B
4 B
6 B
ECM
Headlight Leveling ECU Assembly
16 IA8
14 IN1
13 IN1
15 EA2
21 IA3
FE
FS
Gage
N11
Fuel Suction Tube Assembly with Pump & Gage
Illuminations
W–B
LG
Transmission Control ECU Assembly
I1

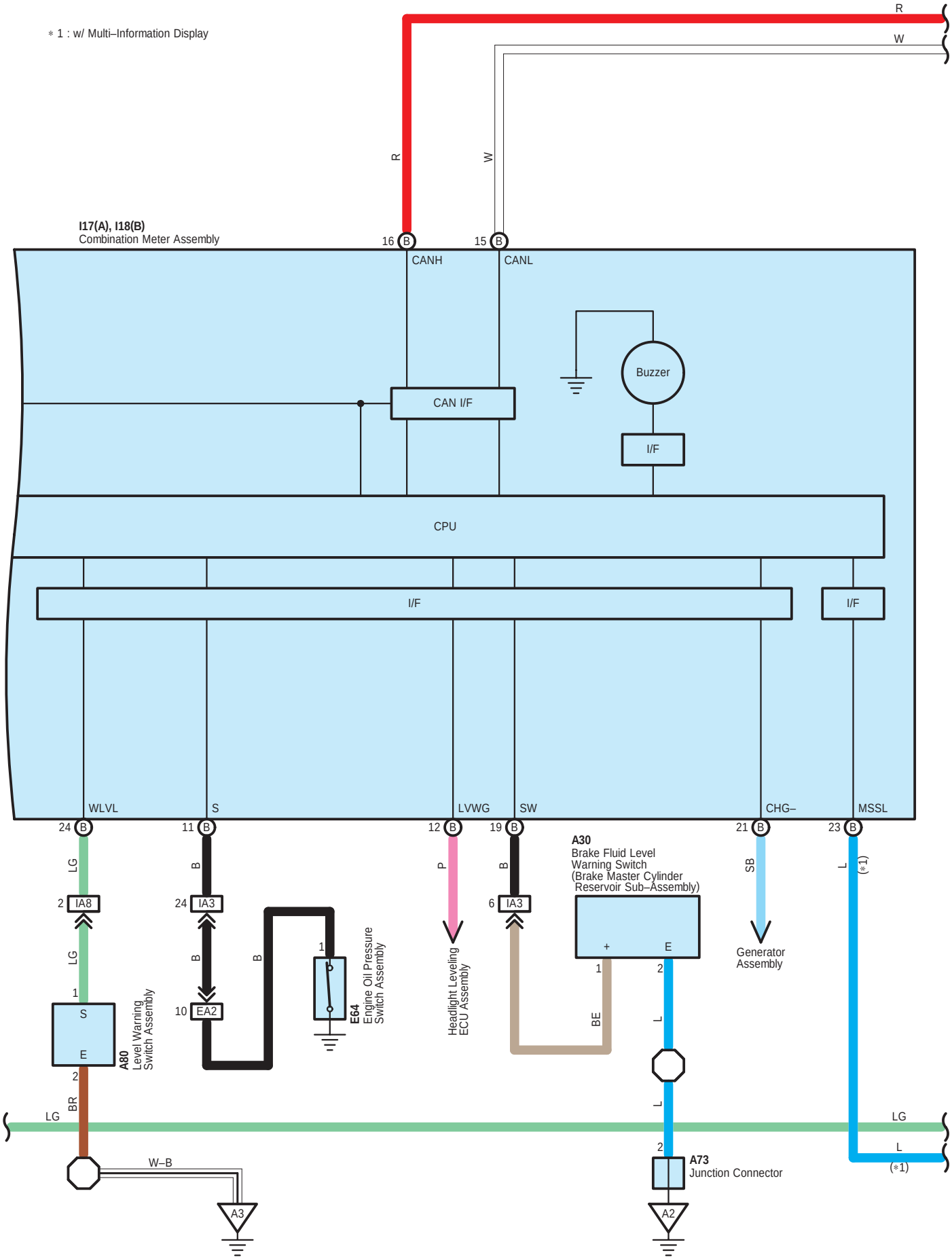
* 1 : w/ Multi–Information Display
R
W
I17(A), I18(B)
Combination Meter Assembly
16 B
15 B
CANH
CANL
Buzzer
CAN I/F
I/F
CPU
I/F
I/F
WLVL
S
LVWG
SW
CHG–
MSSL
24 B
11 B
12 B
19 B
21 B
23 B
LG
B
P
B
SB
L
(*1)
2 IA8
24 IA3
6 IA3
A30
Brake Fluid Level
Warning Switch
(Brake Master Cylinder
Reservoir Sub–Assembly)
+
E
1
2
BE
L
Generator
Assembly
Headlight Leveling
ECU Assembly
1
10 EA2
E64
Engine Oil Pressure
Switch Assembly
S
E
A80
Level Warning
Switch Assembly
BR
LG
W–B
A3
A73
Junction Connector
A2
(*1)

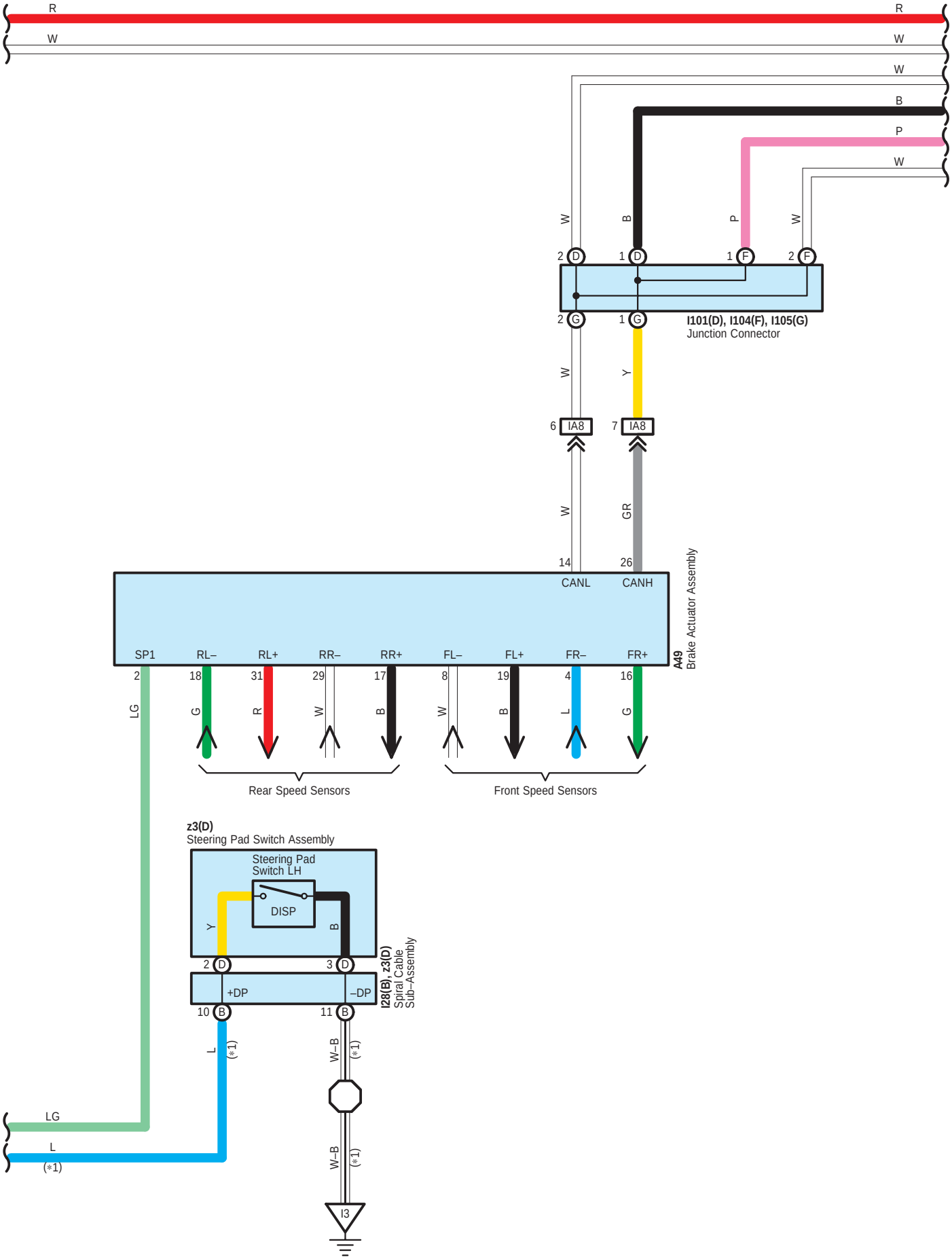
R
W
W
B
P
W
W
B
P
W
2 D
1 D
1 F
2 F
2 G
1 G
I101(D), I104(F), I105(G)
Junction Connector
W
Y
6 IA8
7 IA8
W
GR
14
26
CANL
CANH
A49
Brake Actuator Assembly
SP1
RL–
RL+
RR–
RR+
FL–
FL+
FR–
FR+
2
18
31
29
17
8
19
4
16
LG
G
R
W
B
W
B
L
G
Rear Speed Sensors
Front Speed Sensors
z3(D)
Steering Pad Switch Assembly
Steering Pad
Switch LH
DISP
Y
B
2 D
3 D
+DP
–DP
10 B
11 B
I28(B), z3(D)
Spiral Cable
Sub–Assembly
L
(*1)
W–B
(*1)
LG
L
(*1)
W–B
(*1)
I3

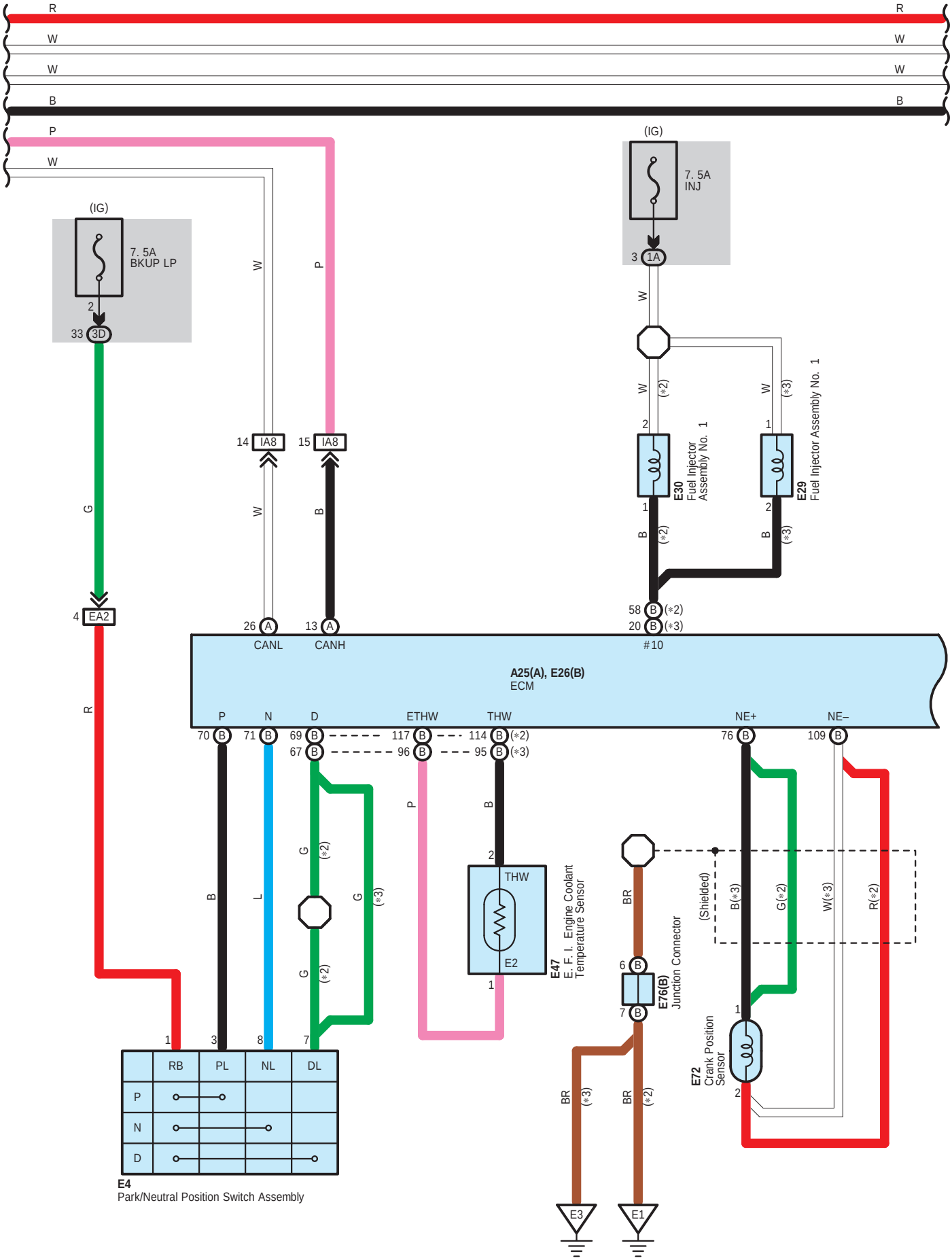
R
W
W
B
P
W
(IG)
7. 5A
BKUP LP
2
33 3D
G
4 EA2
R
14 IA8
15 IA8
W
W
P
B
26 A
13 A
CANL
CANH
(IG)
7. 5A
INJ
3 1A
W
W (*2)
W (*3)
2
1
E30
Fuel Injector
Assembly No. 1
E29
Fuel Injector Assembly No. 1
1
2
B (*2)
B (*3)
58 B (*2)
20 B (*3)
#10
A25(A), E26(B)
ECM
P
N
D
ETHW
THW
NE+
NE–
70 B
71 B
69 B
67 B
117 B
96 B
114 B (*2)
95 B (*3)
76 B
109 B
B
L
G (*2)
G (*3)
P
B
2
THW
E2
1
E47
E. F. I. Engine Coolant
Temperature Sensor
BR
6 B
7 B
E76(B)
Junction Connector
(Shielded)
B(*3)
G(*2)
W(*3)
R(*2)
1
2
E72
Crank Position
Sensor
BR (*3)
BR (*2)
E3
E1
1
3
8
7
RB
PL
NL
DL
P
N
D
E4
Park/Neutral Position Switch Assembly

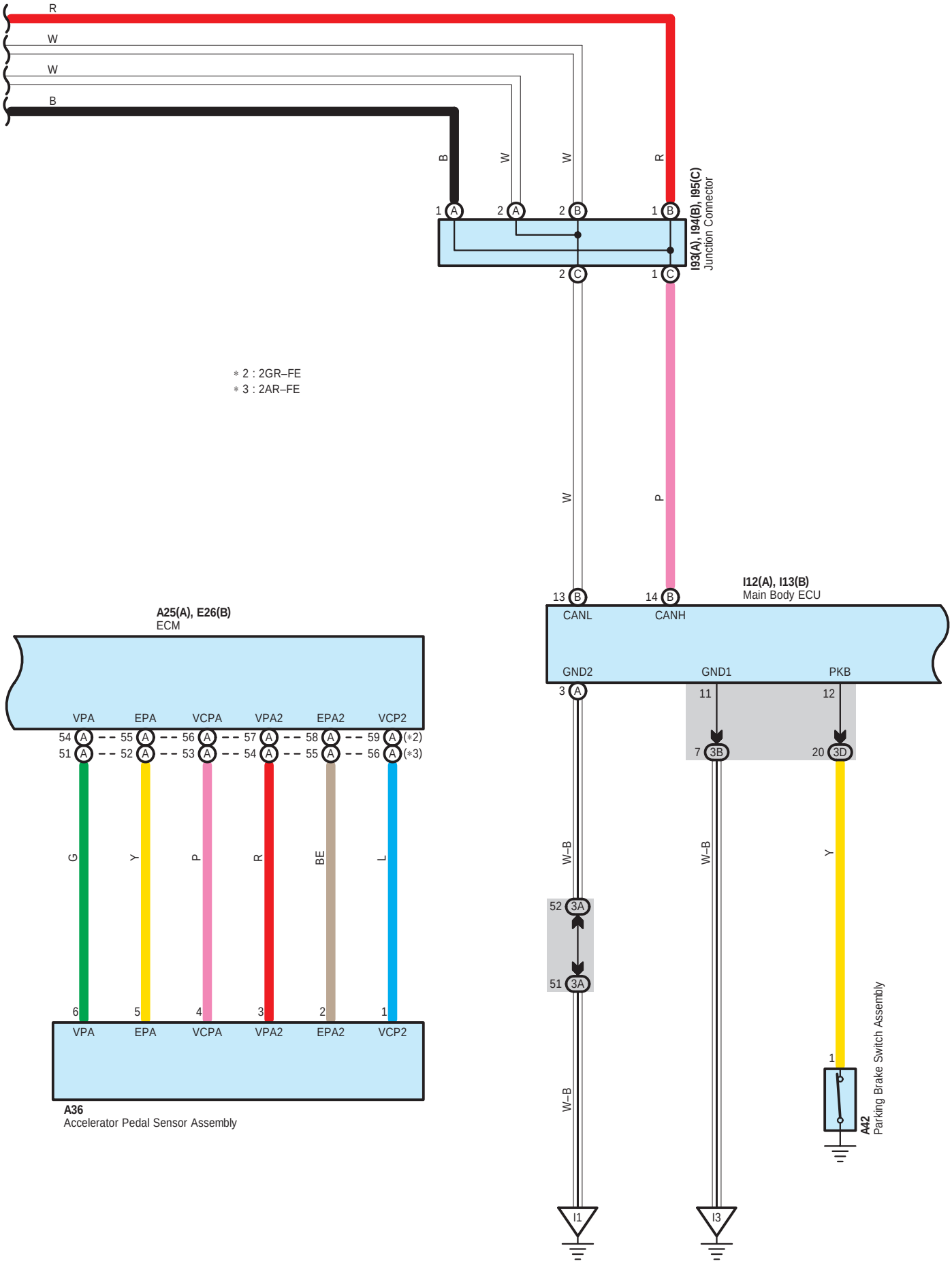
R
W
W
B
B
W
W
R
1 A
2 A
2 B
1 B
2 C
1 C
I93(A), I94(B), I95(C)
Junction Connector
* 2 : 2GR–FE
* 3 : 2AR–FE
W
P
13 B
14 B
CANL
CANH
I12(A), I13(B)
Main Body ECU
GND2
GND1
PKB
3 A
11
12
7 3B
20 3D
A25(A), E26(B)
ECM
VPA
EPA
VCPA
VPA2
EPA2
VCP2
54 A
55 A
56 A
57 A
58 A
59 A (*2)
51 A
52 A
53 A
54 A
55 A
56 A (*3)
G
Y
P
R
BE
L
W–B
W–B
Y
52 3A
51 3A
6
5
4
3
2
1
VPA
EPA
VCPA
VPA2
EPA2
VCP2
A36
Accelerator Pedal Sensor Assembly
W–B
1
A42
Parking Brake Switch Assembly
I1
I3

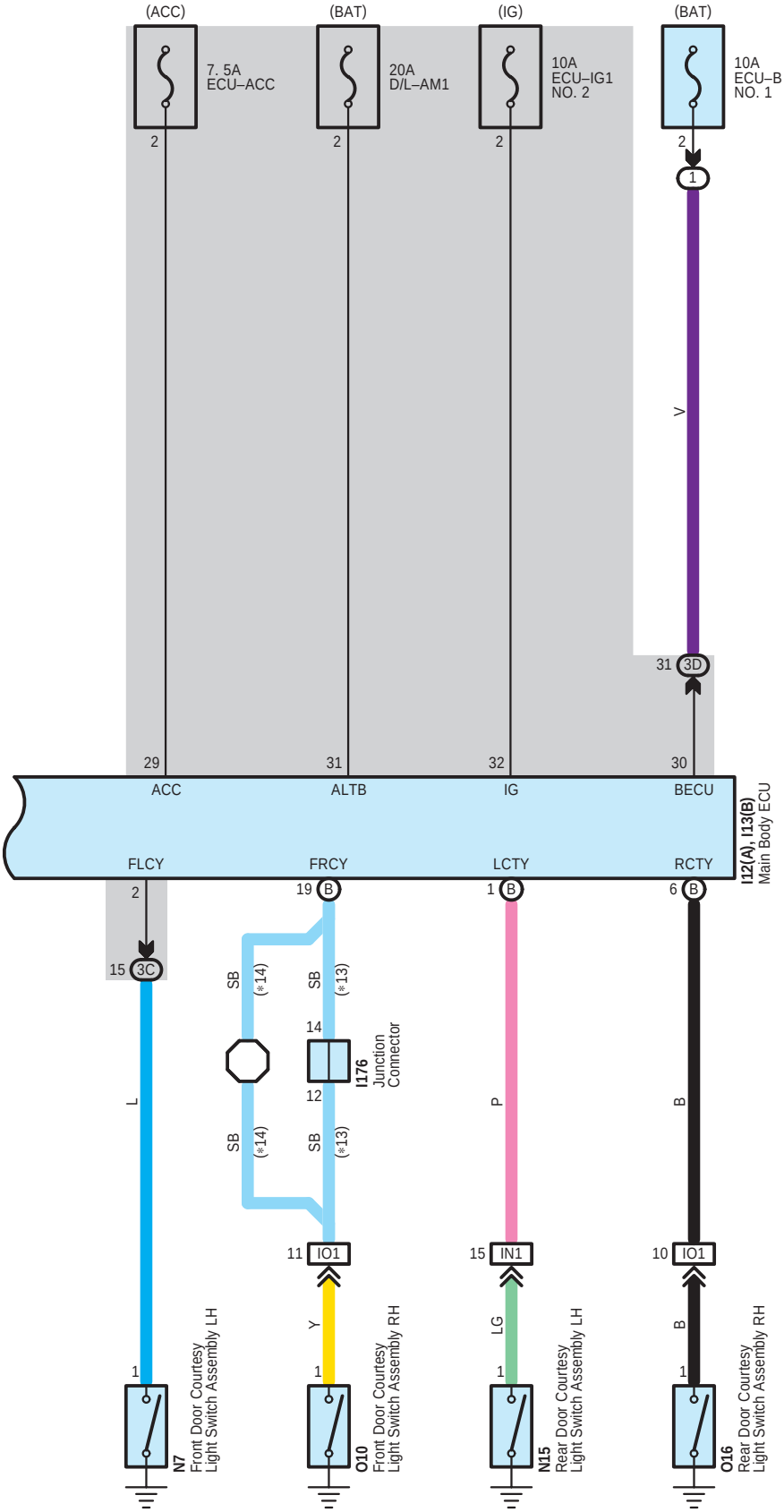

*13 : Before Dec. 2013 Production
*14 : From Dec. 2013 Production

A 25
Black

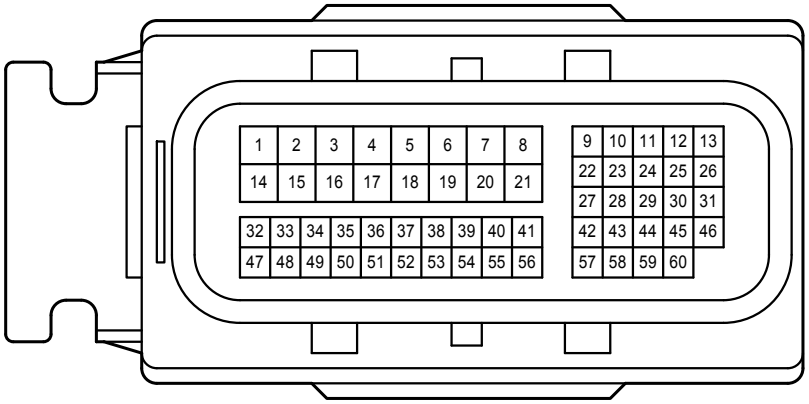

A 30
Gray

A 36
Black



A 42
Black

A 49
Black

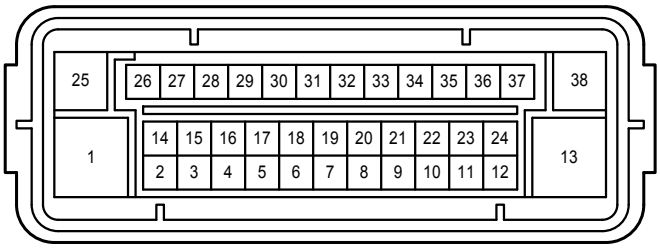

A 73
Gray

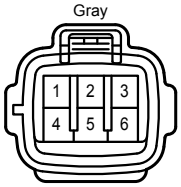

A 80
Black



E 4
Gray

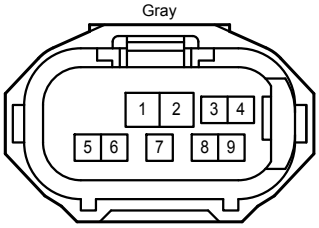

E 26
Black

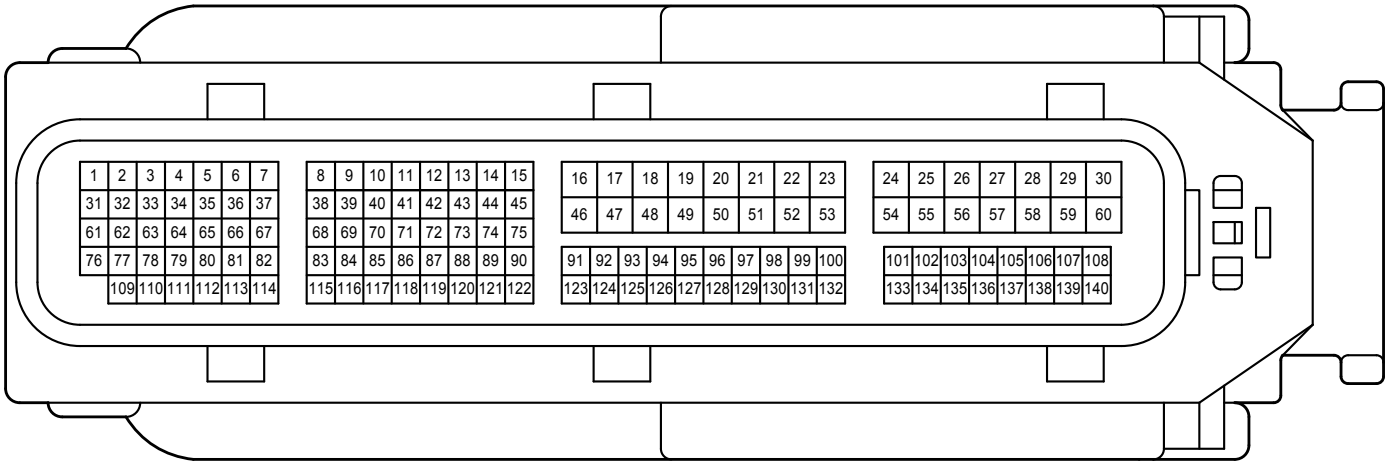

E 29
Black

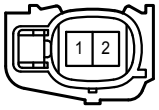

E 30
Gray

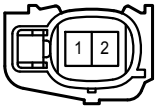

E 47
Black

E 64
Gray

E 72
Black



E 76
White

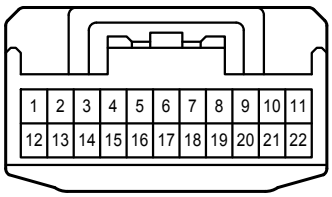

I 12
White

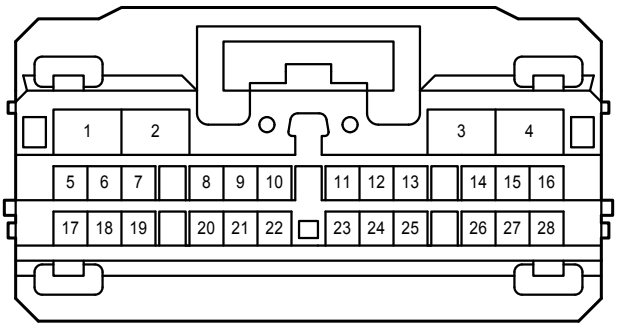

I 13
White

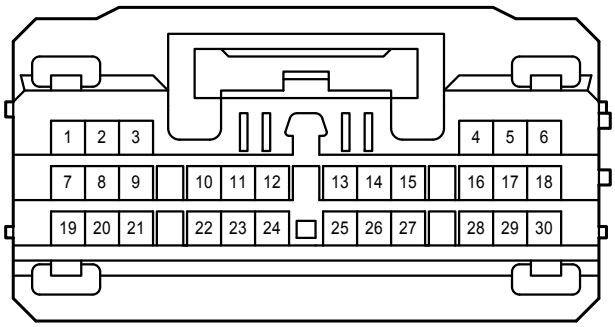

I 17
Black

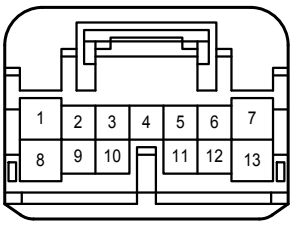

I 18
Black

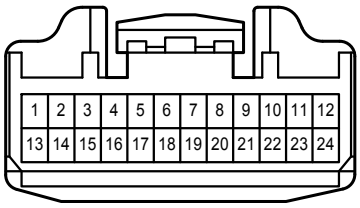

I 28
Black

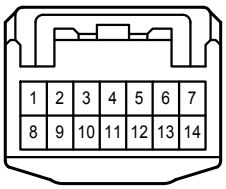

I 93
White

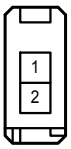

I 94
White

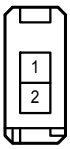

I 95
White

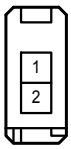

I101
White

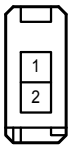

I104
White

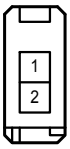

I105
White

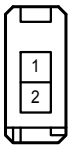

I124
White

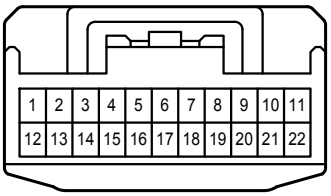

I125
Gray

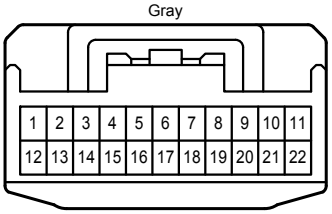

I176
White

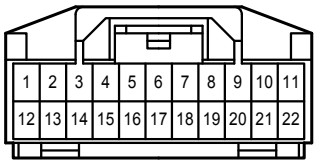

N 7
Black

N 11
White

N 15
Black

O 10
Black

O 16
Black

z 3
Black

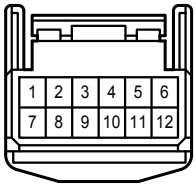

1A
White

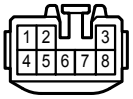

3A
White

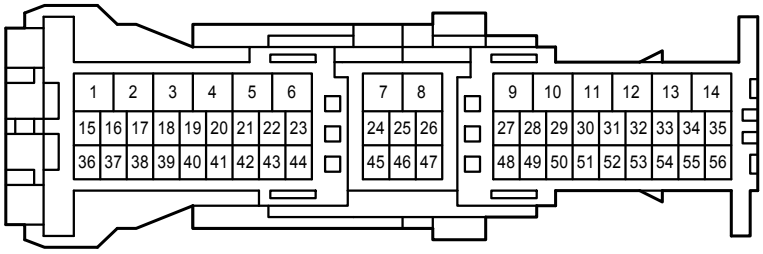

3B
White

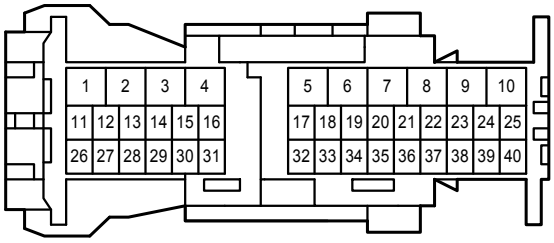

3C
White

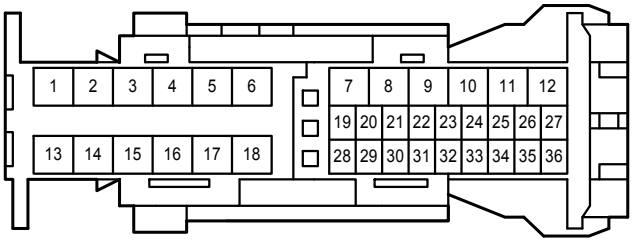

3D
White

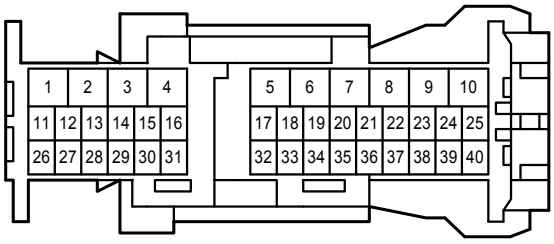

EA2
White

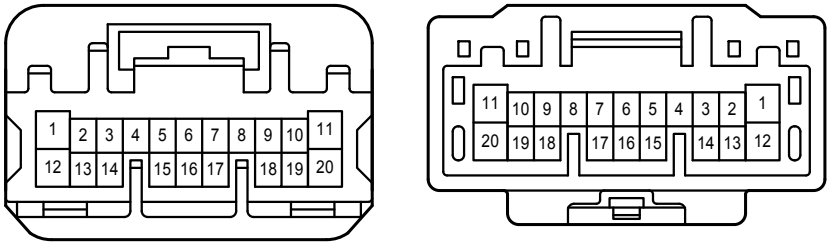

IA3
Blue

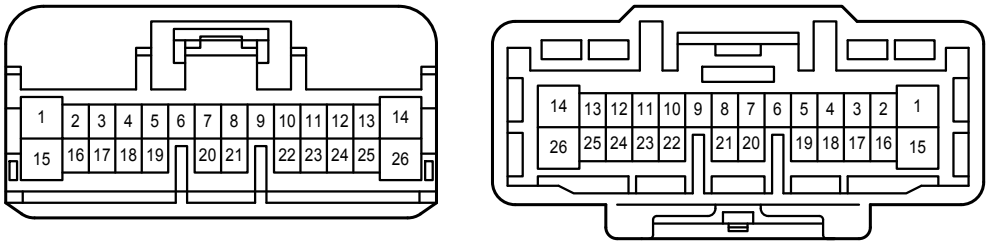

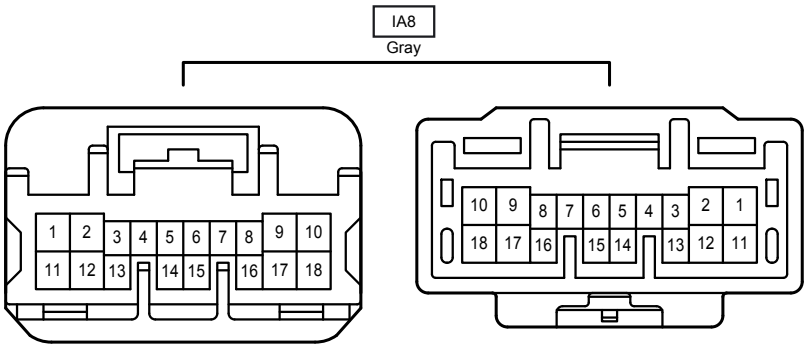
IA8
Gray
1 2 3 4 5 6 7 8 9 10
11 12 13 14 15 16 17 18
10 9 8 7 6 5 4 3 2 1
18 17 16 15 14 13 12 11

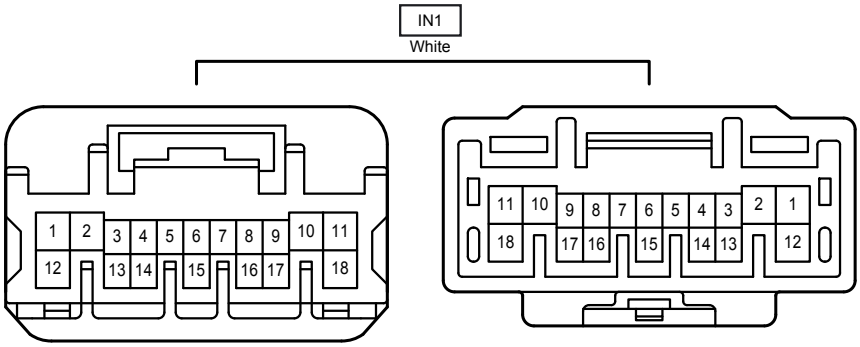
IN1
White
1 2 3 4 5 6 7 8 9 10 11
12 13 14 15 16 17 18
11 10 9 8 7 6 5 4 3 2 1
18 17 16 15 14 13 12

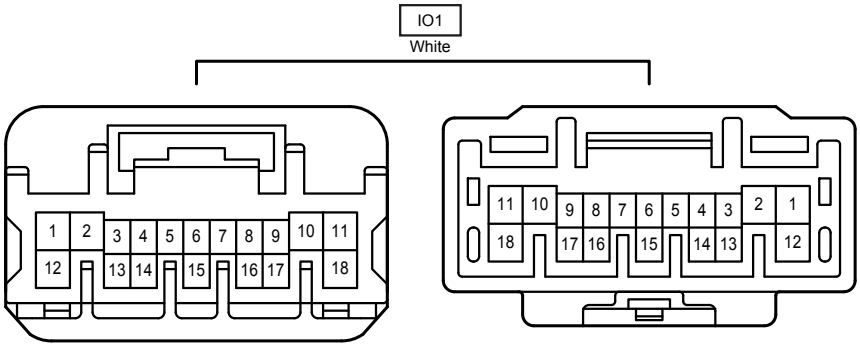
IO1
White
1 2 3 4 5 6 7 8 9 10 11
12 13 14 15 16 17 18
11 10 9 8 7 6 5 4 3 2 1
18 17 16 15 14 13 12