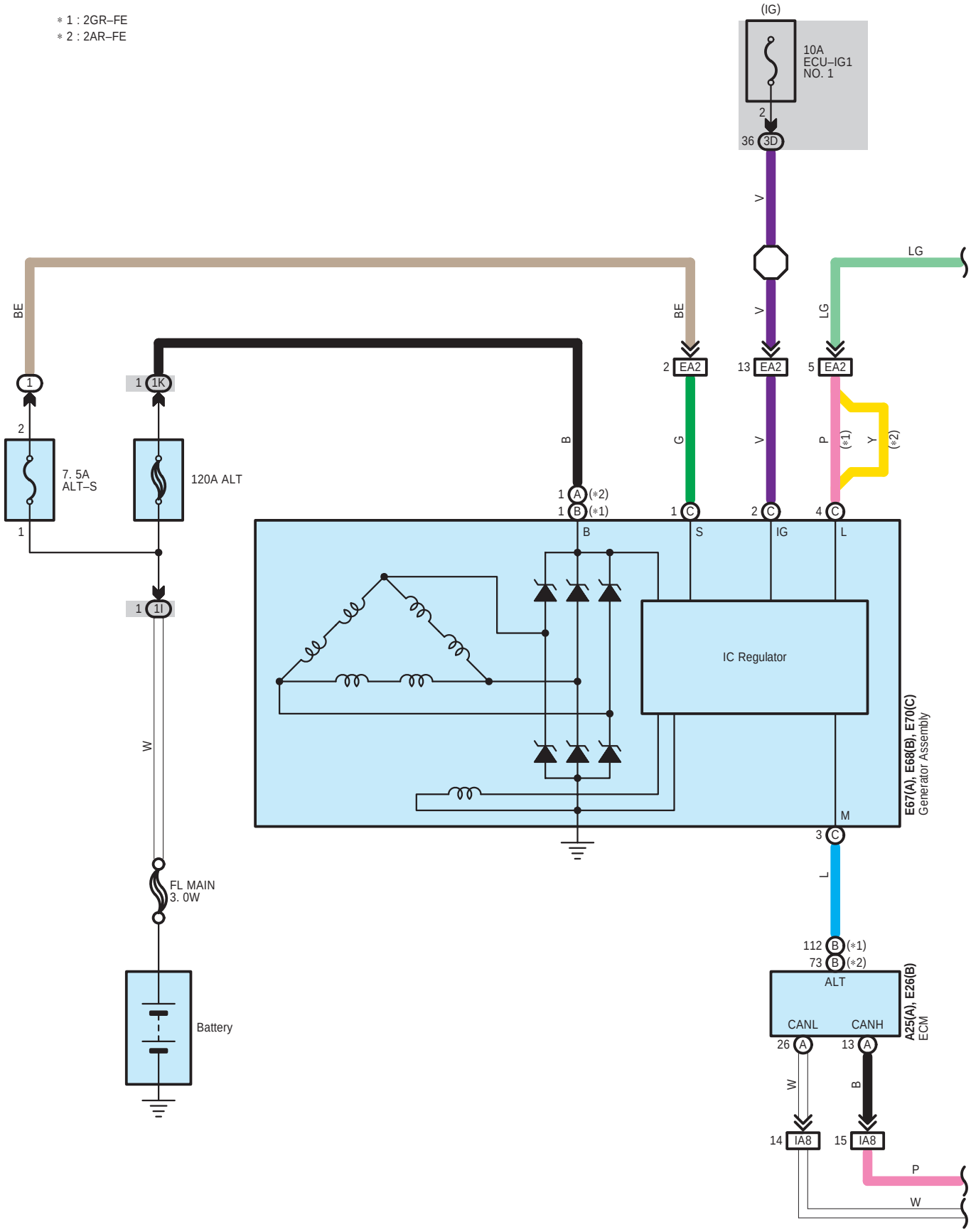
* 1 : 2GR–FE
* 2 : 2AR–FE
(IG)
10A
ECU–IG1
NO. 1
2
36 3D
V
LG
BE
1
2
7. 5A
ALT–S
1
1 1K
120A ALT
1 1I
W
FL MAIN
3. 0W
Battery
B
1 A (*2)
1 B (*1)
B
2 EA2
G
1 C
S
13 EA2
V
2 C
IG
5 EA2
P
(*1)
Y
(*2)
4 C
L
IC Regulator
E67(A), E68(B), E70(C)
Generator Assembly
M
3 C
L
112 B (*1)
73 B (*2)
ALT
CANL
CANH
26 A
13 A
A25(A), E26(B)
ECM
W
B
14 IA8
15 IA8
P
W

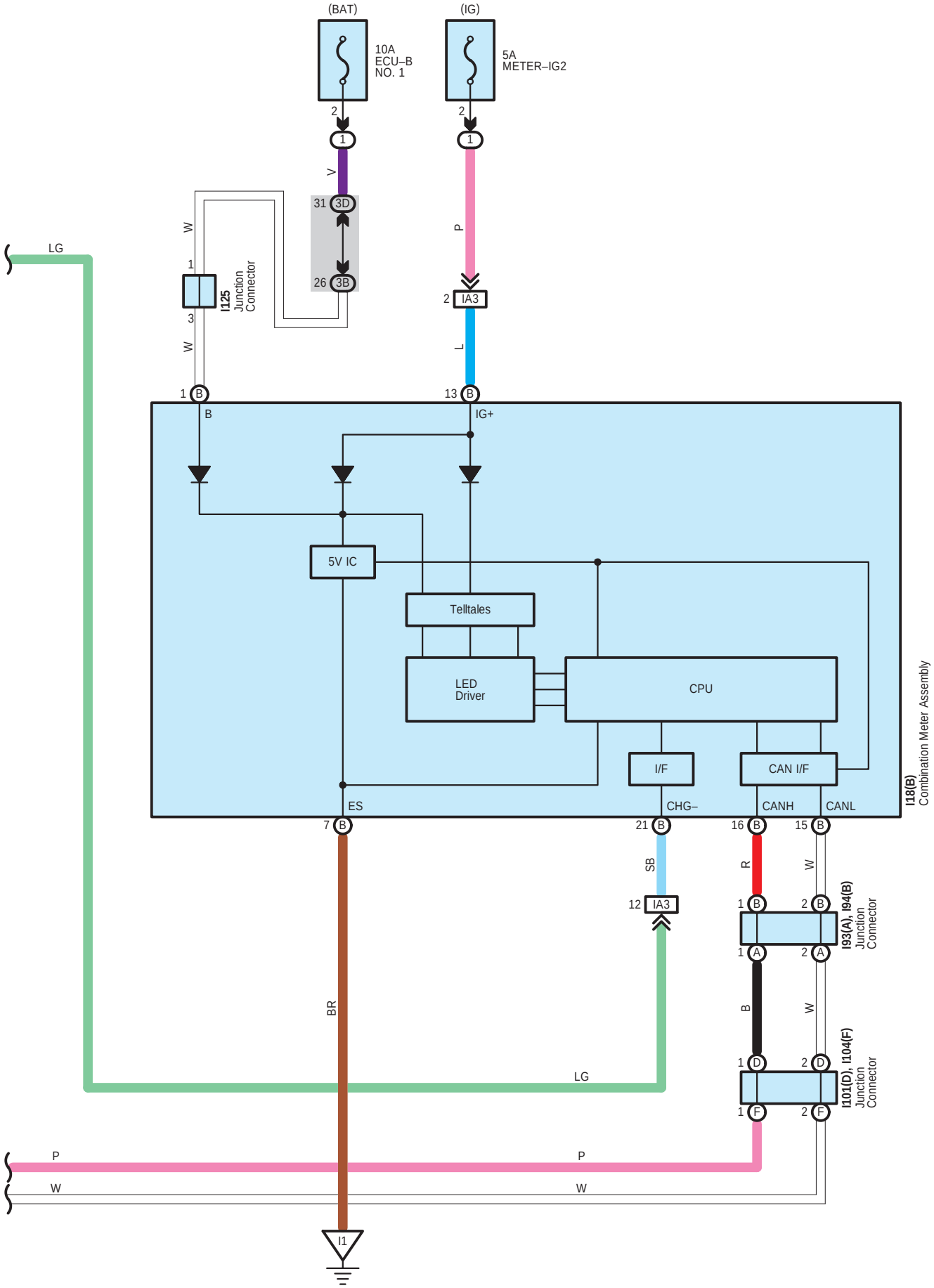
(BAT)
10A
ECU–B
NO. 1
(IG)
5A
METER–IG2
2
1
V
31 3D
26 3B
W
1
3
W
I125
Junction
Connector
LG
P
2 IA3
L
1 B
13 B
B
IG+
5V IC
Telltales
LED
Driver
CPU
I/F
CAN I/F
ES
CHG–
CANH
CANL
7 B
21 B
16 B
15 B
SB
R
W
12 IA3
1 B
2 B
I93(A), I94(B)
Junction
Connector
1 A
2 A
BR
B
W
1 D
2 D
I101(D), I104(F)
Junction
Connector
LG
1 F
2 F
P
W
I18(B)
Combination Meter Assembly
I1

A 25
Black

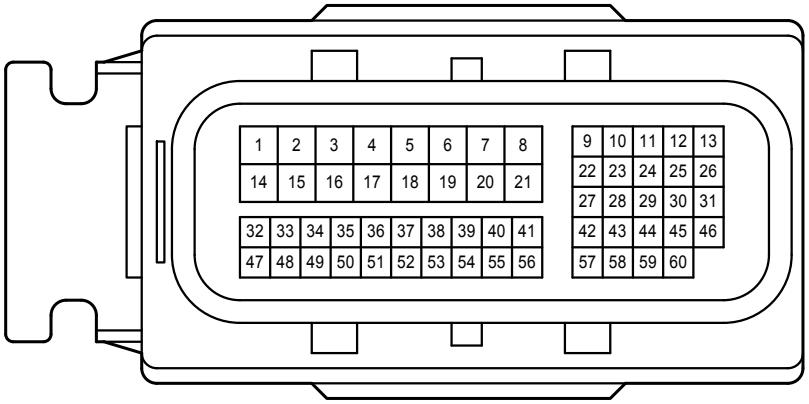

E 26
Black

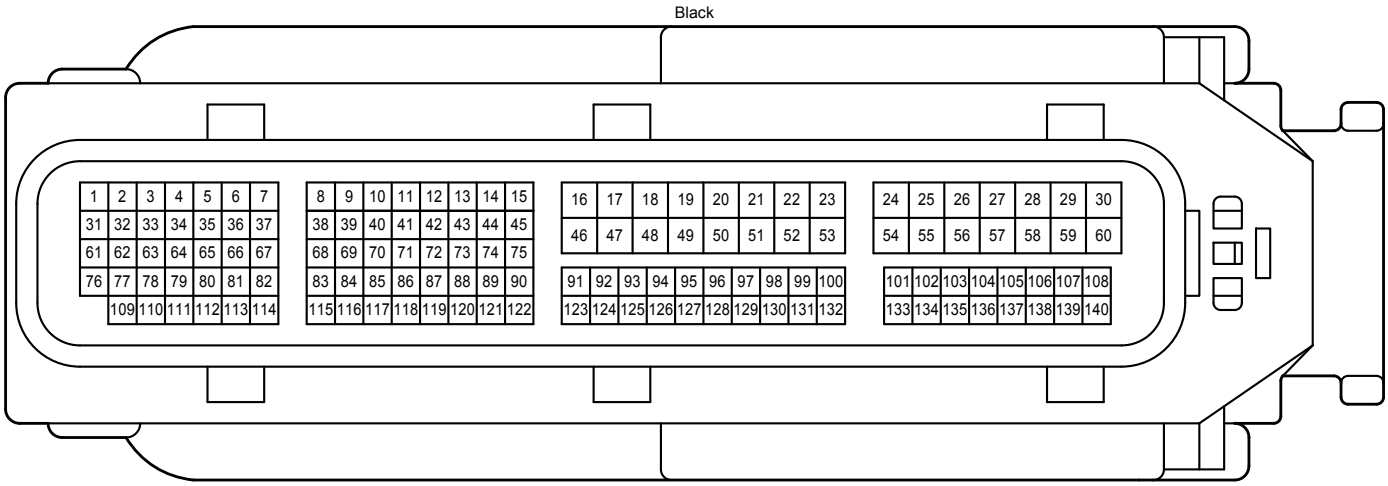

E 67

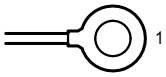

E 68

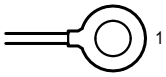

E 70
Black

I 18
Black

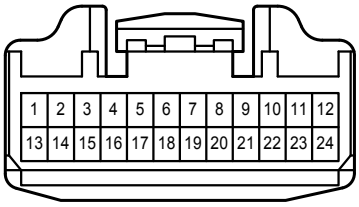

I 93
White

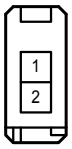

I 94
White

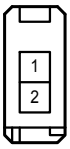

I101
White

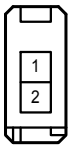

I104
White

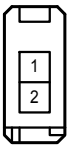

I125
Gray

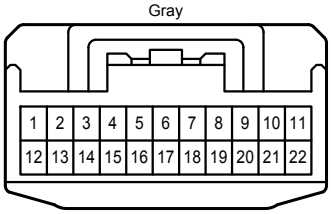

1I
White

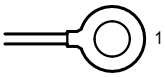

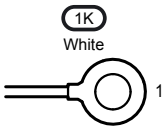
1K
White
1

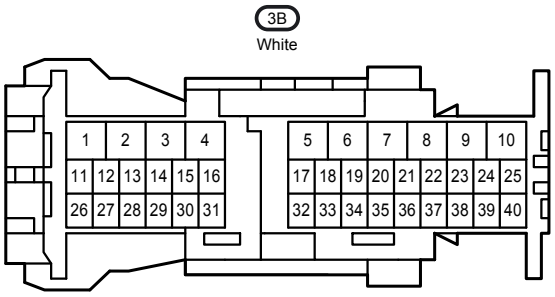
3B
White
1 2 3 4 5 6 7 8 9 10
11 12 13 14 15 16 17 18 19 20 21 22 23 24 25
26 27 28 29 30 31 32 33 34 35 36 37 38 39 40

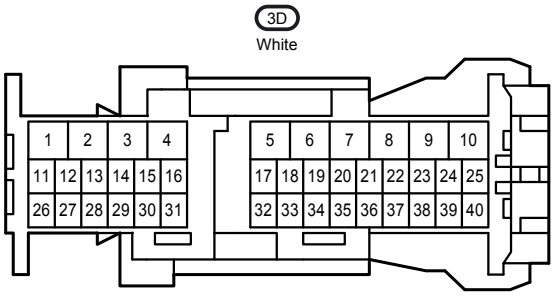
3D
White
1 2 3 4 5 6 7 8 9 10
11 12 13 14 15 16 17 18 19 20 21 22 23 24 25
26 27 28 29 30 31 32 33 34 35 36 37 38 39 40

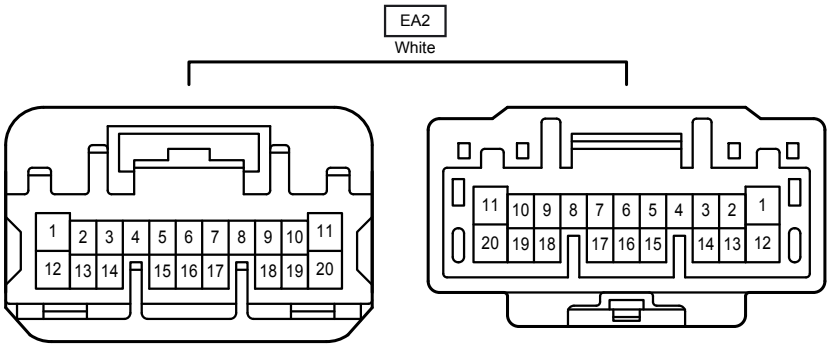
EA2
White
1 2 3 4 5 6 7 8 9 10 11
12 13 14 15 16 17 18 19 20
11 10 9 8 7 6 5 4 3 2 1
20 19 18 17 16 15 14 13 12

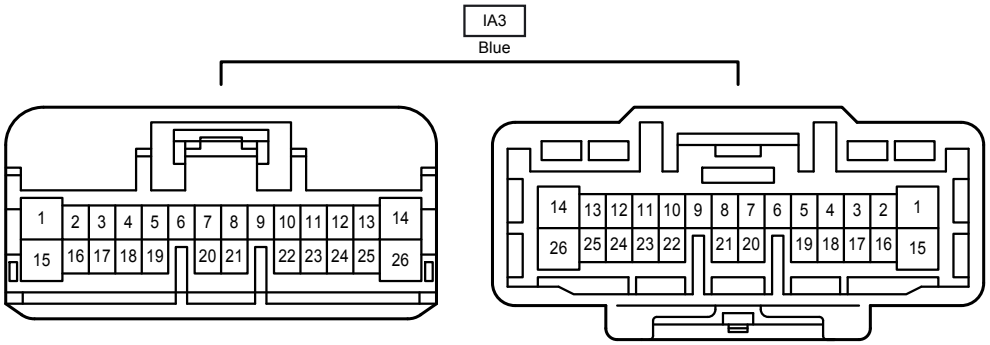
IA3
Blue
1 2 3 4 5 6 7 8 9 10 11 12 13 14
15 16 17 18 19 20 21 22 23 24 25 26
14 13 12 11 10 9 8 7 6 5 4 3 2 1
26 25 24 23 22 21 20 19 18 17 16 15

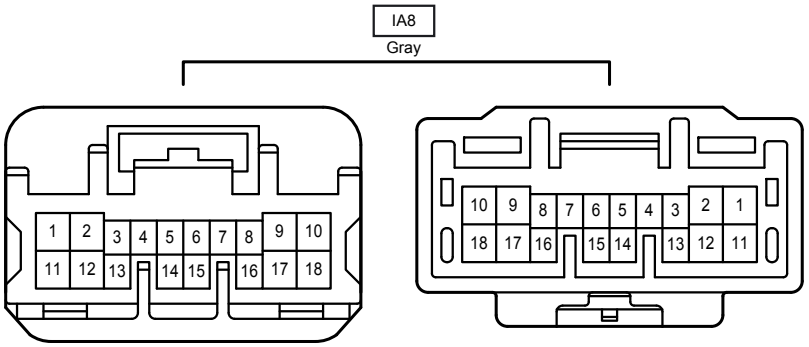
IA8
Gray
1 2 3 4 5 6 7 8 9 10
11 12 13 14 15 16 17 18
10 9 8 7 6 5 4 3 2 1
18 17 16 15 14 13 12 11