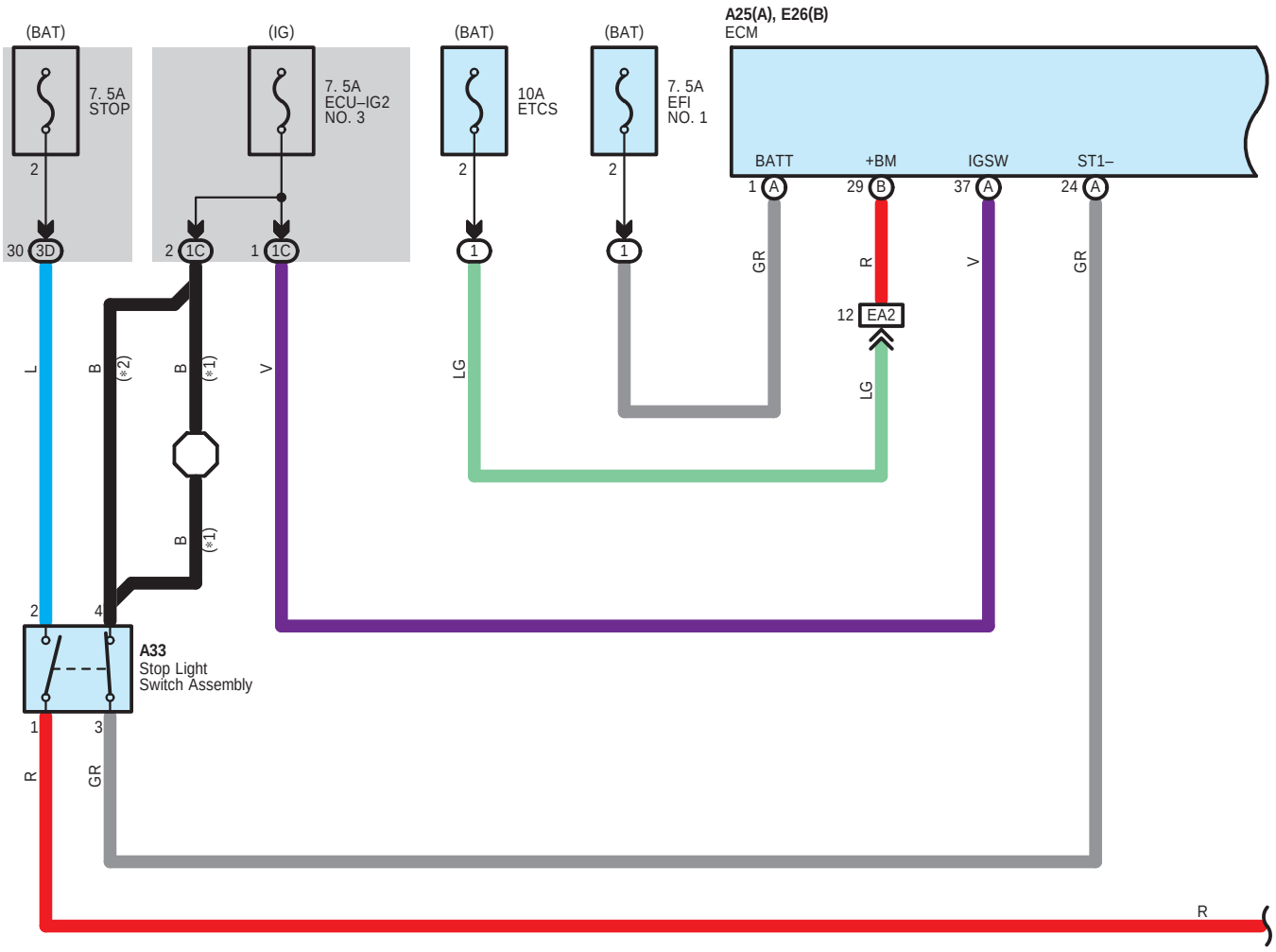

* 1 : w/ Smart Key System
* 2 : w/o Smart Key System

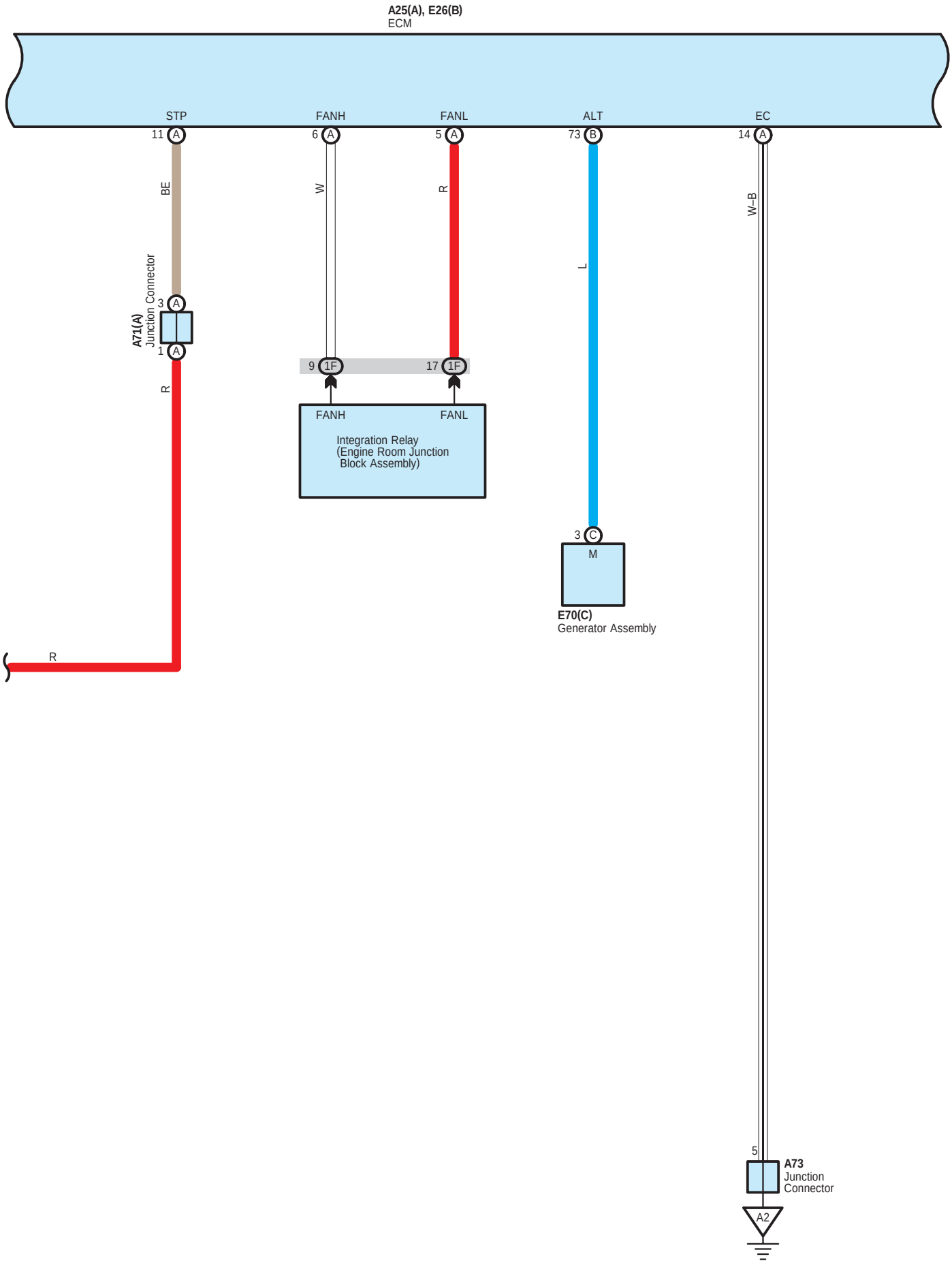
A25(A), E26(B)
ECM
STP
FANH
FANL
ALT
EC
11 A
6 A
5 A
73 B
14 A
BE
W
R
L
W–B
A71(A)
Junction Connector
3 A
1 A
R
9 1F
17 1F
FANH
FANL
Integration Relay
(Engine Room Junction
Block Assembly)
3 C
M
E70(C)
Generator Assembly
R
5
A73
Junction
Connector
A2

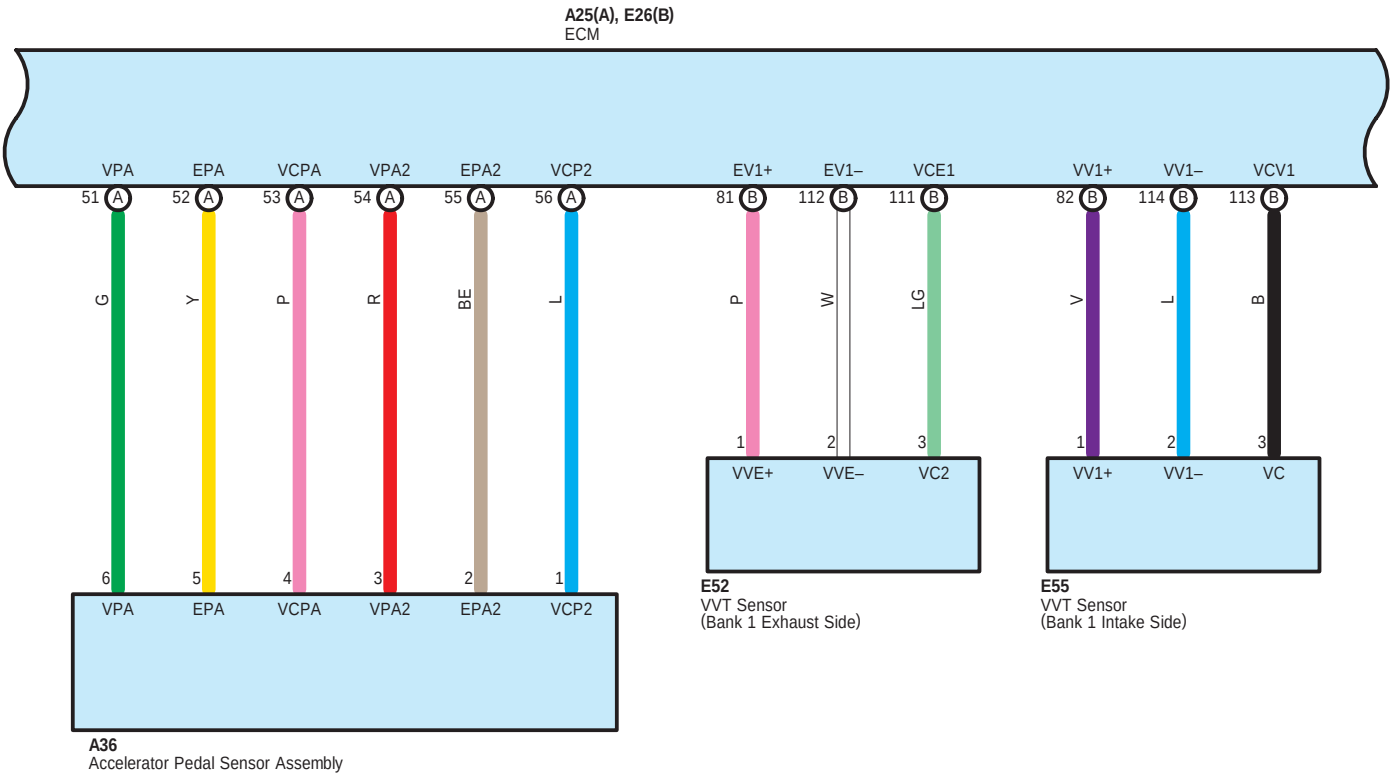
A25(A), E26(B)
ECM
VPA
EPA
VCPA
VPA2
EPA2
VCP2
EV1+
EV1–
VCE1
VV1+
VV1–
VCV1
51 A
52 A
53 A
54 A
55 A
56 A
81 B
112 B
111 B
82 B
114 B
113 B
G
Y
P
R
BE
L
P
W
LG
V
L
B
1
2
3
1
2
3
VVE+
VVE–
VC2
VV1+
VV1–
VC
6
5
4
3
2
1
VPA
EPA
VCPA
VPA2
EPA2
VCP2
E52
VVT Sensor
(Bank 1 Exhaust Side)
E55
VVT Sensor
(Bank 1 Intake Side)
A36
Accelerator Pedal Sensor Assembly

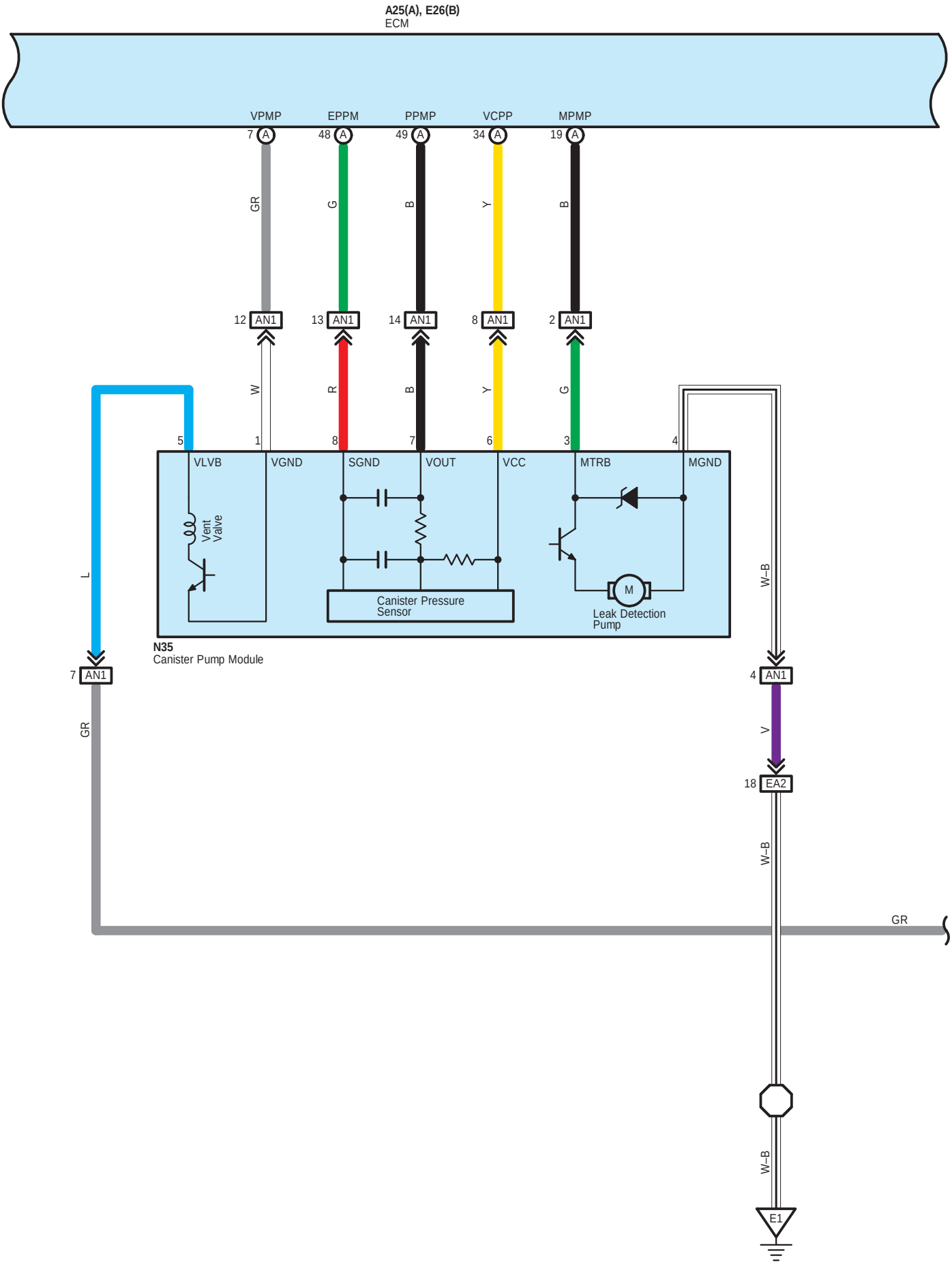
A25(A), E26(B)
ECM
VPMP
EPPM
PPMP
VCPP
MPMP
7 A
48 A
49 A
34 A
19 A
GR
G
B
Y
B
12 AN1
13 AN1
14 AN1
8 AN1
2 AN1
W
R
B
Y
G
5
1
8
7
6
3
4
VLVB
VGND
SGND
VOUT
VCC
MTRB
MGND
Vent Valve
Canister Pressure Sensor
M
Leak Detection Pump
N35
Canister Pump Module
L
W–B
7 AN1
4 AN1
GR
V
18 EA2
W–B
GR
W–B
E1

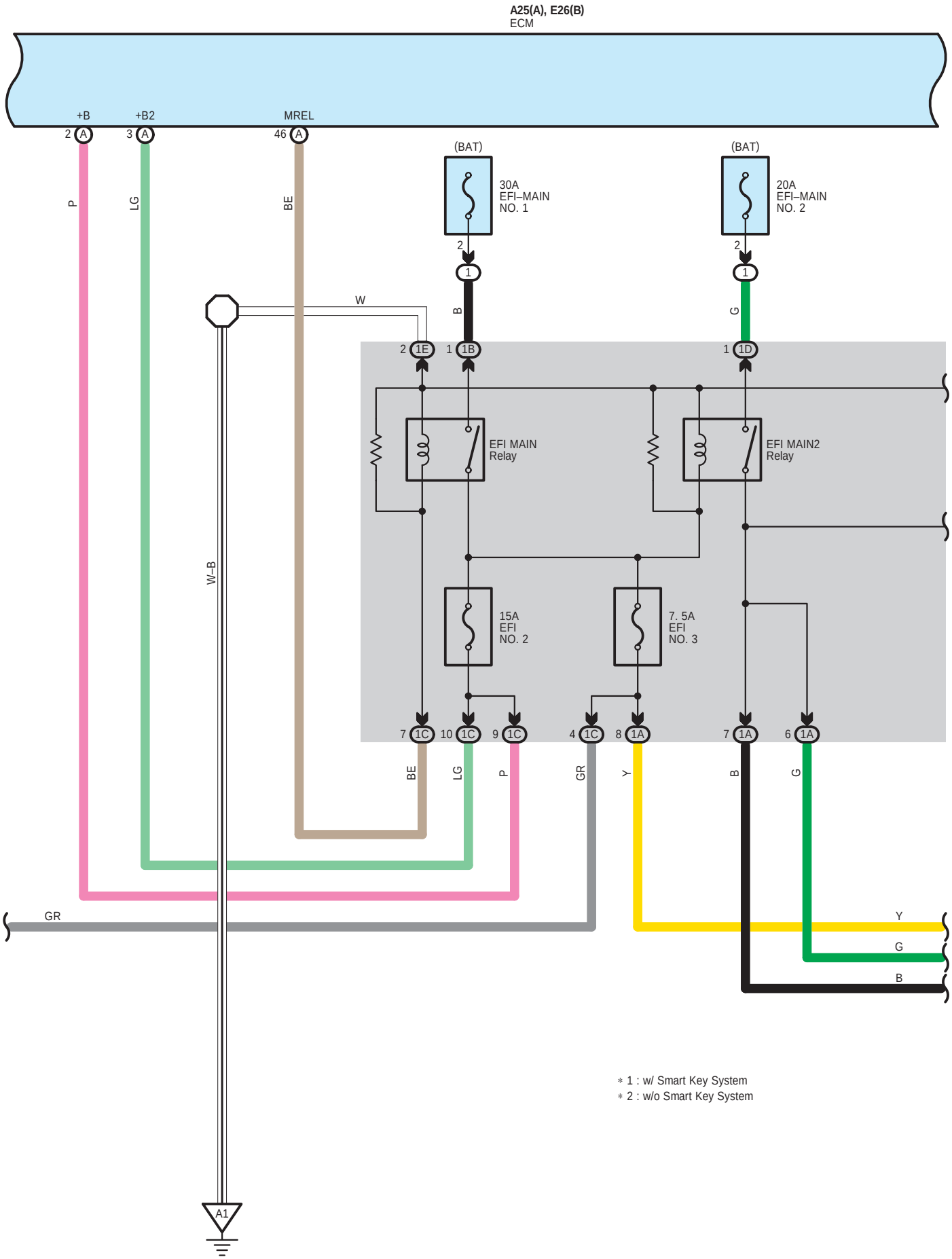

∗ 1 : w/ Smart Key System
∗ 2 : w/o Smart Key System

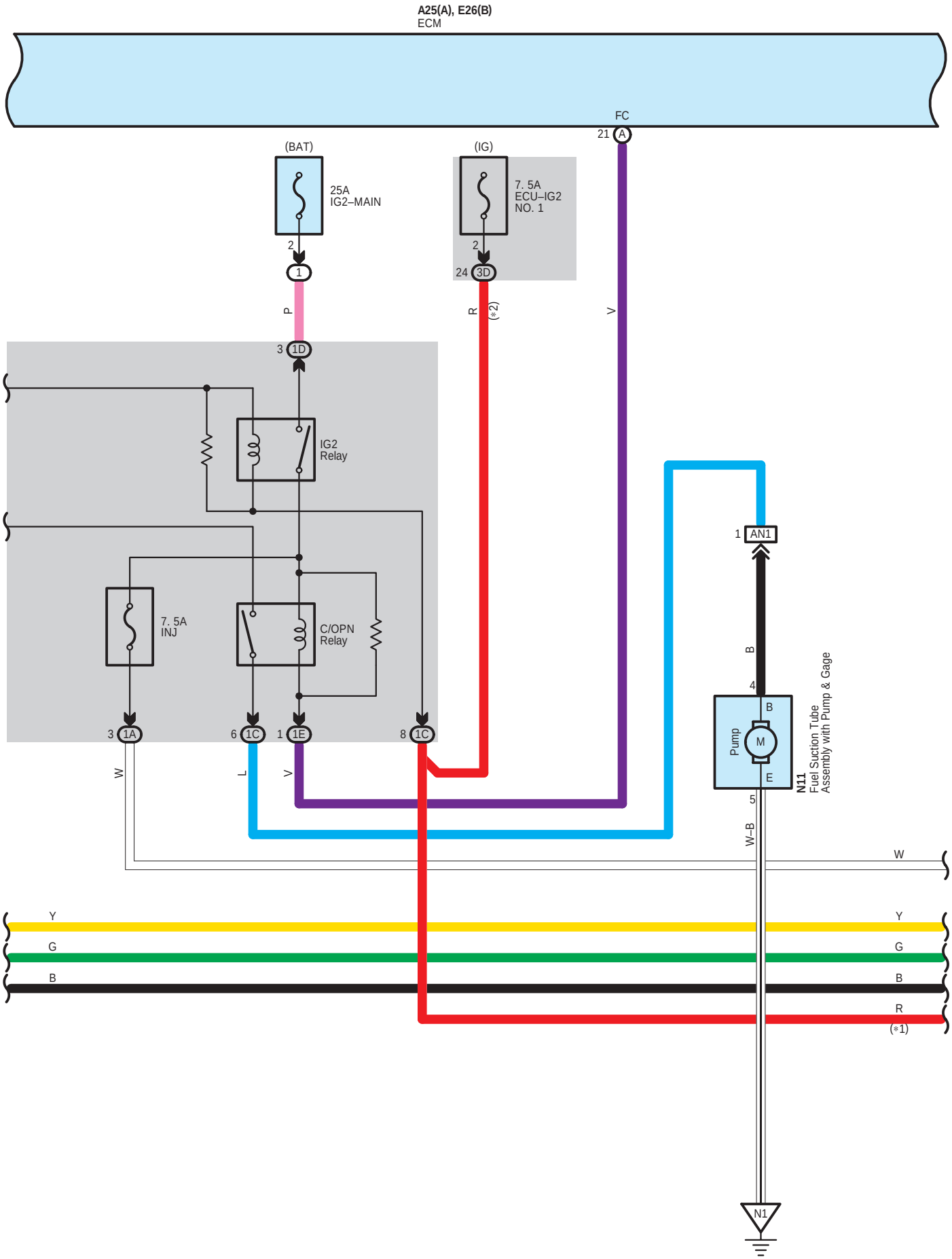
A25(A), E26(B)
ECM
FC
21 A
(BAT)
25A
IG2–MAIN
2
1
P
3 1D
(IG)
7. 5A
ECU–IG2
NO. 1
2
24 3D
R
(*2)
V
IG2
Relay
7. 5A
INJ
C/OPN
Relay
3 1A
6 1C
1 1E
8 1C
W
L
V
1 AN1
B
4
B
Pump
M
E
5
W–B
N11
Fuel Suction Tube
Assembly with Pump & Gage
W
Y
G
B
Y
G
B
R
(*1)
N1

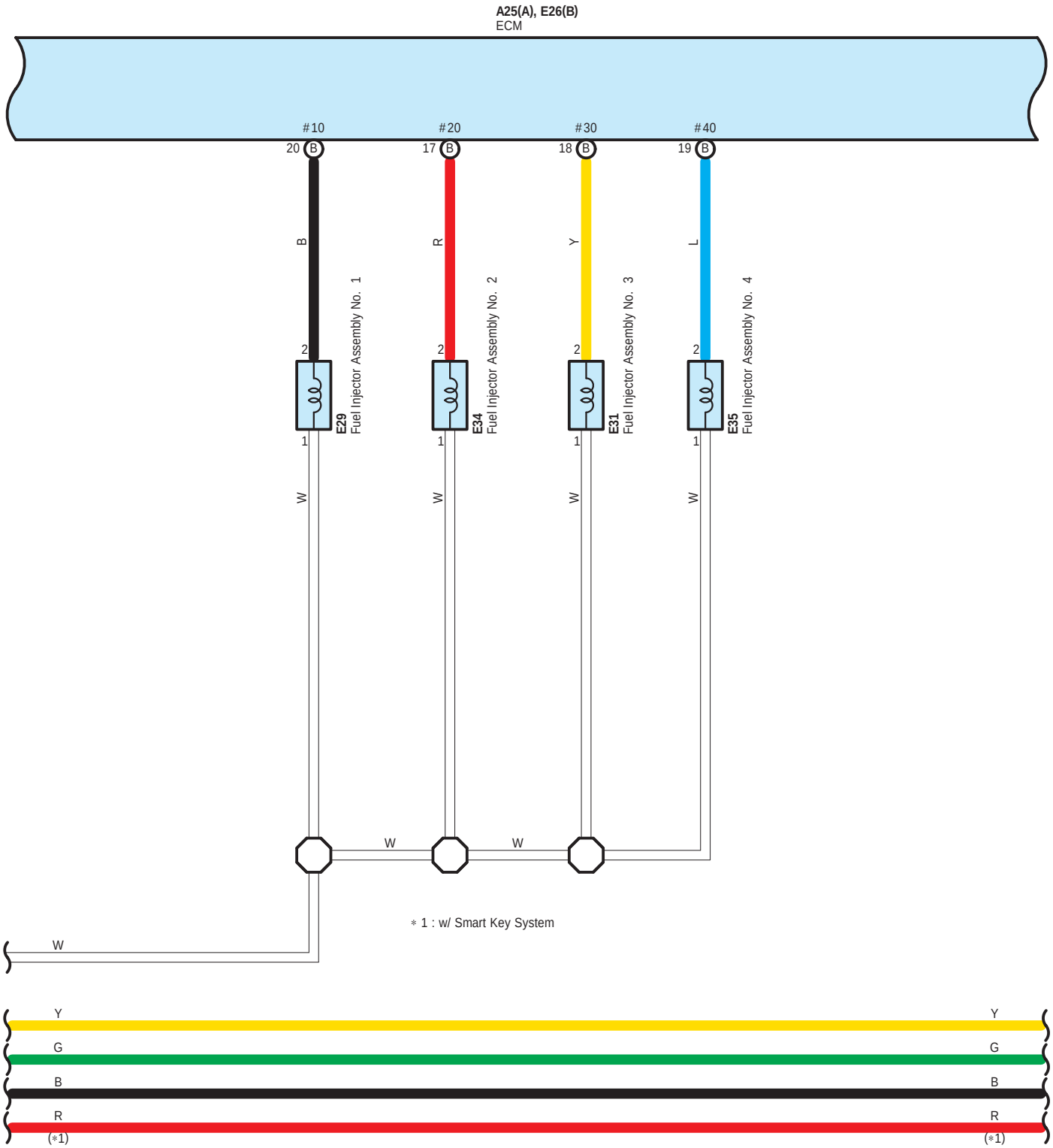
A25(A), E26(B)
ECM
#10
#20
#30
#40
20 B
17 B
18 B
19 B
B
R
Y
L
2
1
E29
Fuel Injector Assembly No. 1
E34
Fuel Injector Assembly No. 2
E31
Fuel Injector Assembly No. 3
E35
Fuel Injector Assembly No. 4
W
＊1 : w/ Smart Key System
Y
G
B
R
(＊1)

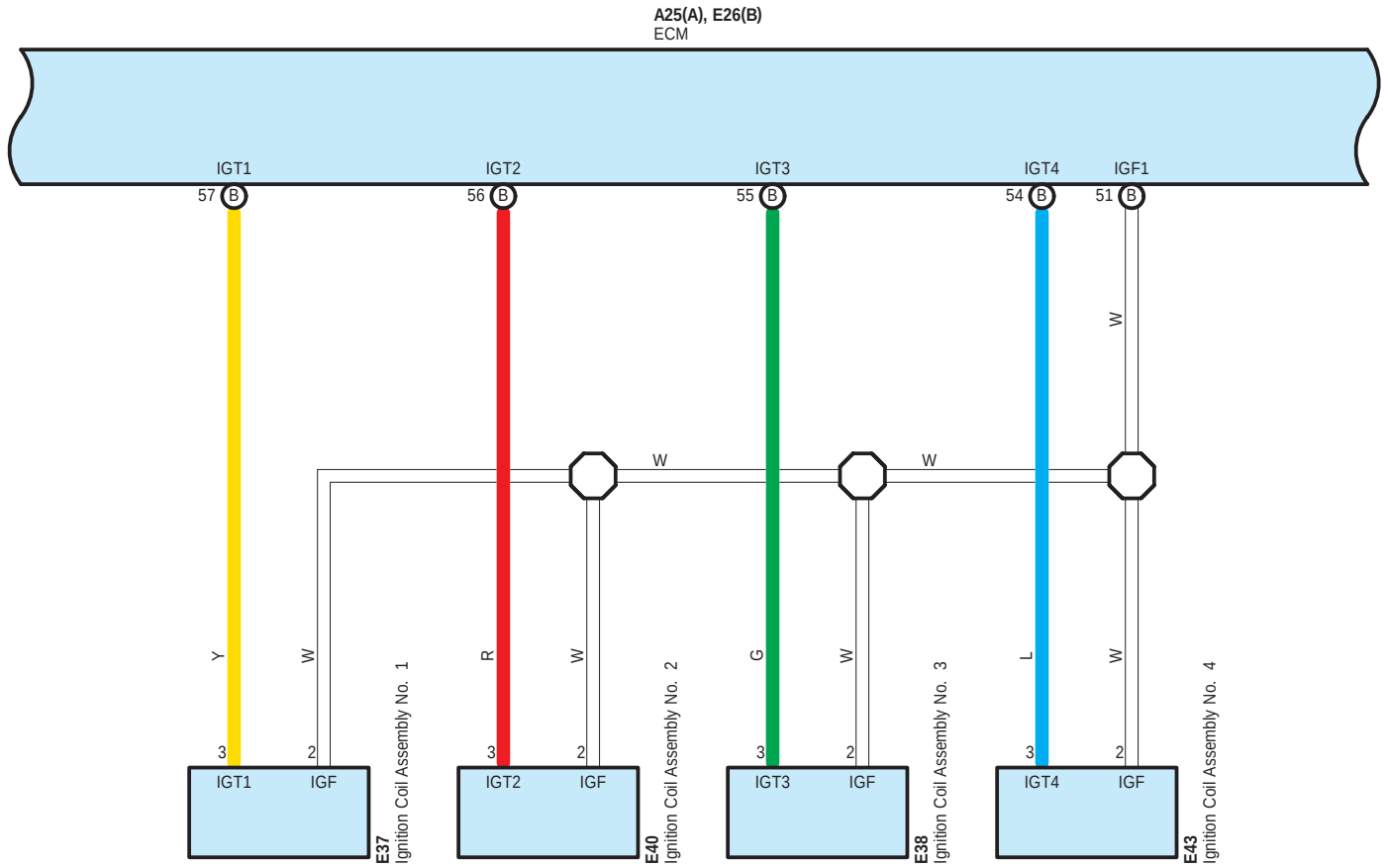
A25(A), E26(B)
ECM
IGT1
57 B
IGT2
56 B
IGT3
55 B
IGT4
54 B
IGF1
51 B
W
W
W
Y
W
R
W
G
W
L
W
3
2
IGT1
IGF
E37
Ignition Coil Assembly No. 1
IGT2
IGF
E40
Ignition Coil Assembly No. 2
IGT3
IGF
E38
Ignition Coil Assembly No. 3
IGT4
IGF
E43
Ignition Coil Assembly No. 4

Y
Y
G
G
B
B
R
(*1)
R
(*1)

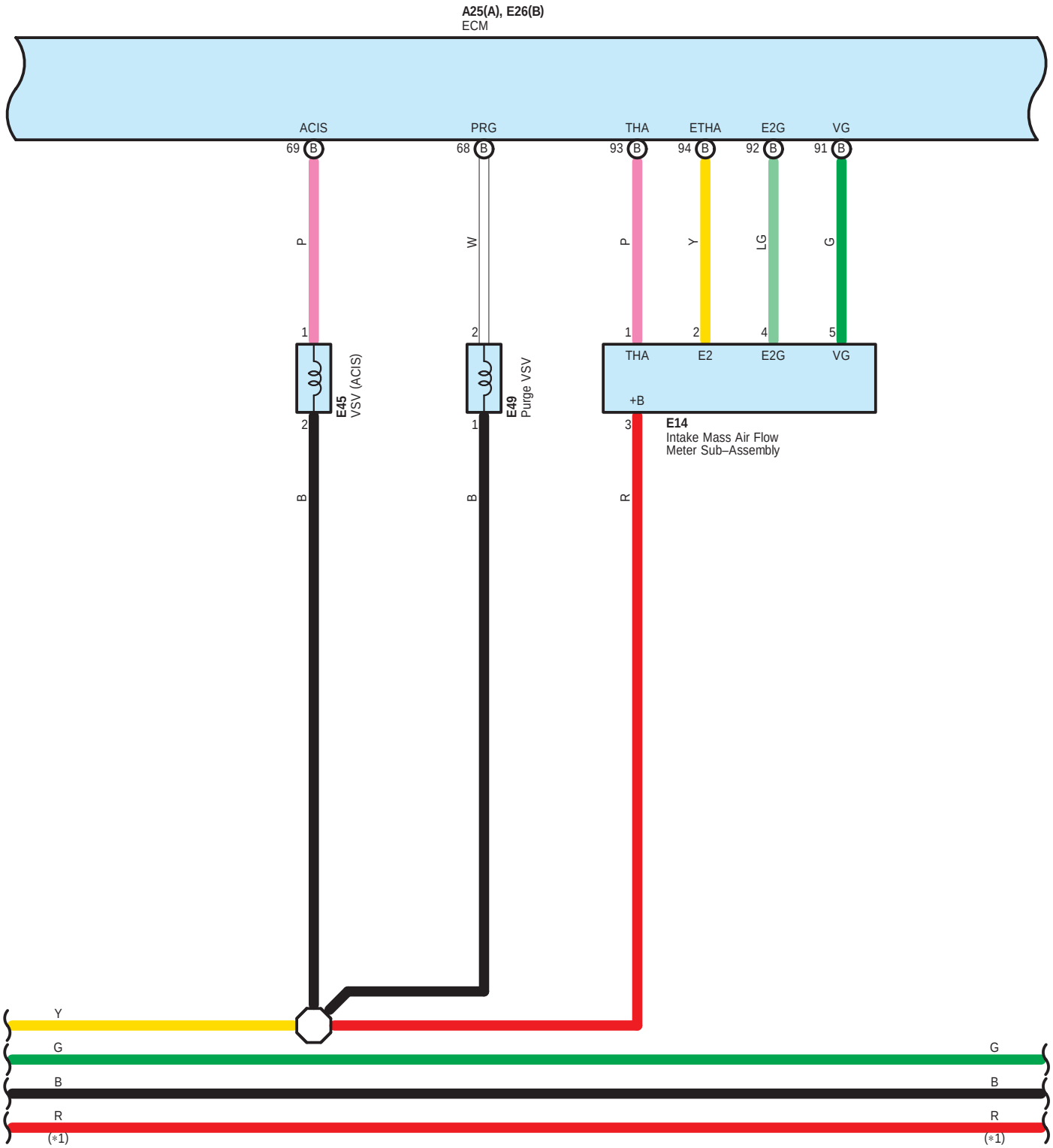
A25(A), E26(B)
ECM
ACIS
PRG
THA
ETHA
E2G
VG
69 B
68 B
93 B
94 B
92 B
91 B
P
W
P
Y
LG
G
1
2
1
2
4
5
THA
E2
E2G
VG
+B
E45
VSV (ACIS)
E49
Purge VSV
2
1
3
E14
Intake Mass Air Flow
Meter Sub–Assembly
B
B
R
Y
G
B
R
(*1)
G
B
R
(*1)

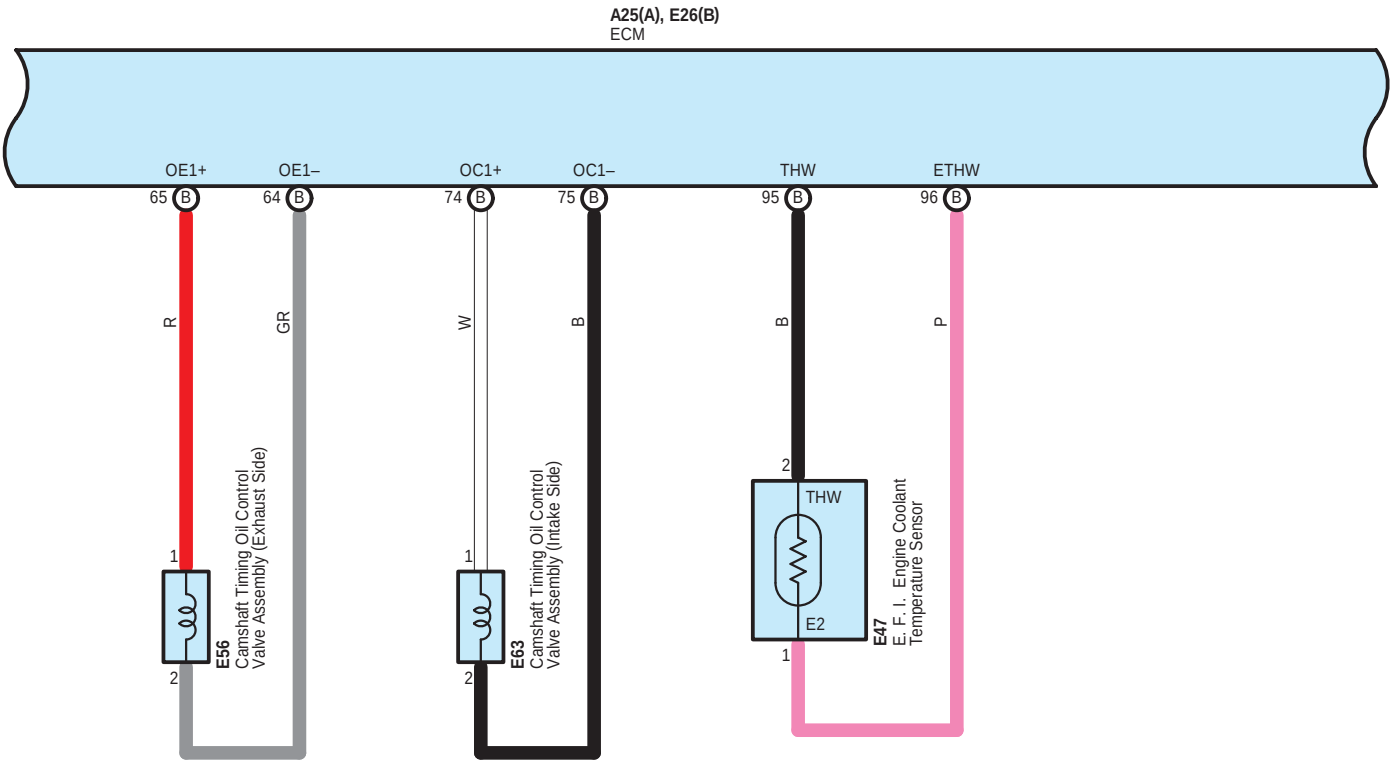

∗ 1 : w/ Smart Key System

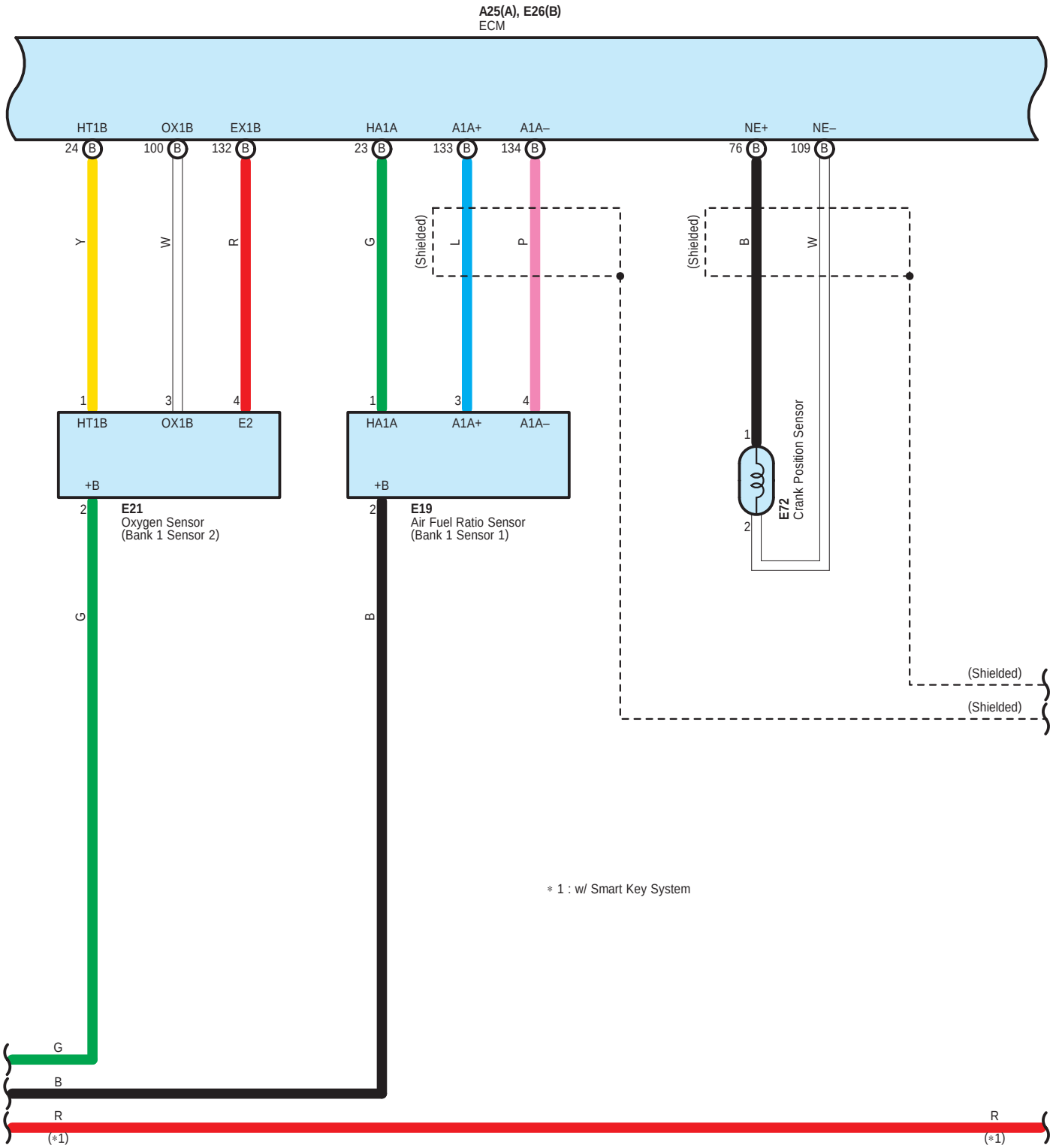
A25(A), E26(B)
ECM
HT1B
OX1B
EX1B
HA1A
A1A+
A1A–
NE+
NE–
24 B
100 B
132 B
23 B
133 B
134 B
76 B
109 B
Y
W
R
G
(Shielded)
L
P
(Shielded)
B
W
1
3
4
1
3
4
HT1B
OX1B
E2
HA1A
A1A+
A1A–
+B
+B
2
2
E21
Oxygen Sensor
(Bank 1 Sensor 2)
E19
Air Fuel Ratio Sensor
(Bank 1 Sensor 1)
1
2
E72
Crank Position Sensor
G
B
(Shielded)
(Shielded)
∗ 1 : w/ Smart Key System
G
B
R
(∗1)
R
(∗1)

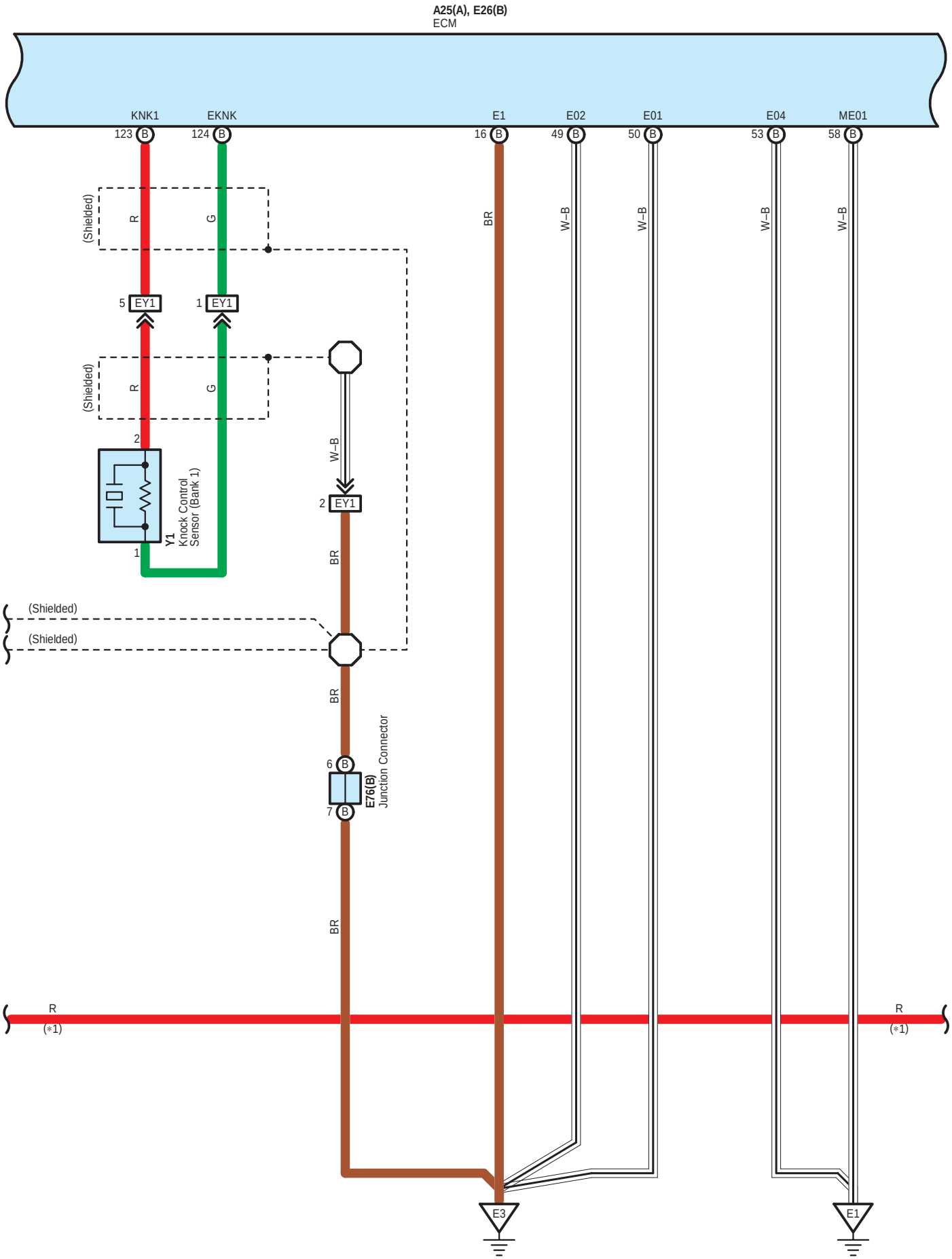
A25(A), E26(B)
ECM
KNK1
EKNK
E1
E02
E01
E04
ME01
123 B
124 B
16 B
49 B
50 B
53 B
58 B
(Shielded)
R
G
BR
W–B
5 EY1
1 EY1
2
1
Y1
Knock Control
Sensor (Bank 1)
2 EY1
(Shielded)
(Shielded)
6 B
7 B
E76(B)
Junction Connector
R
(*1)
E3
E1

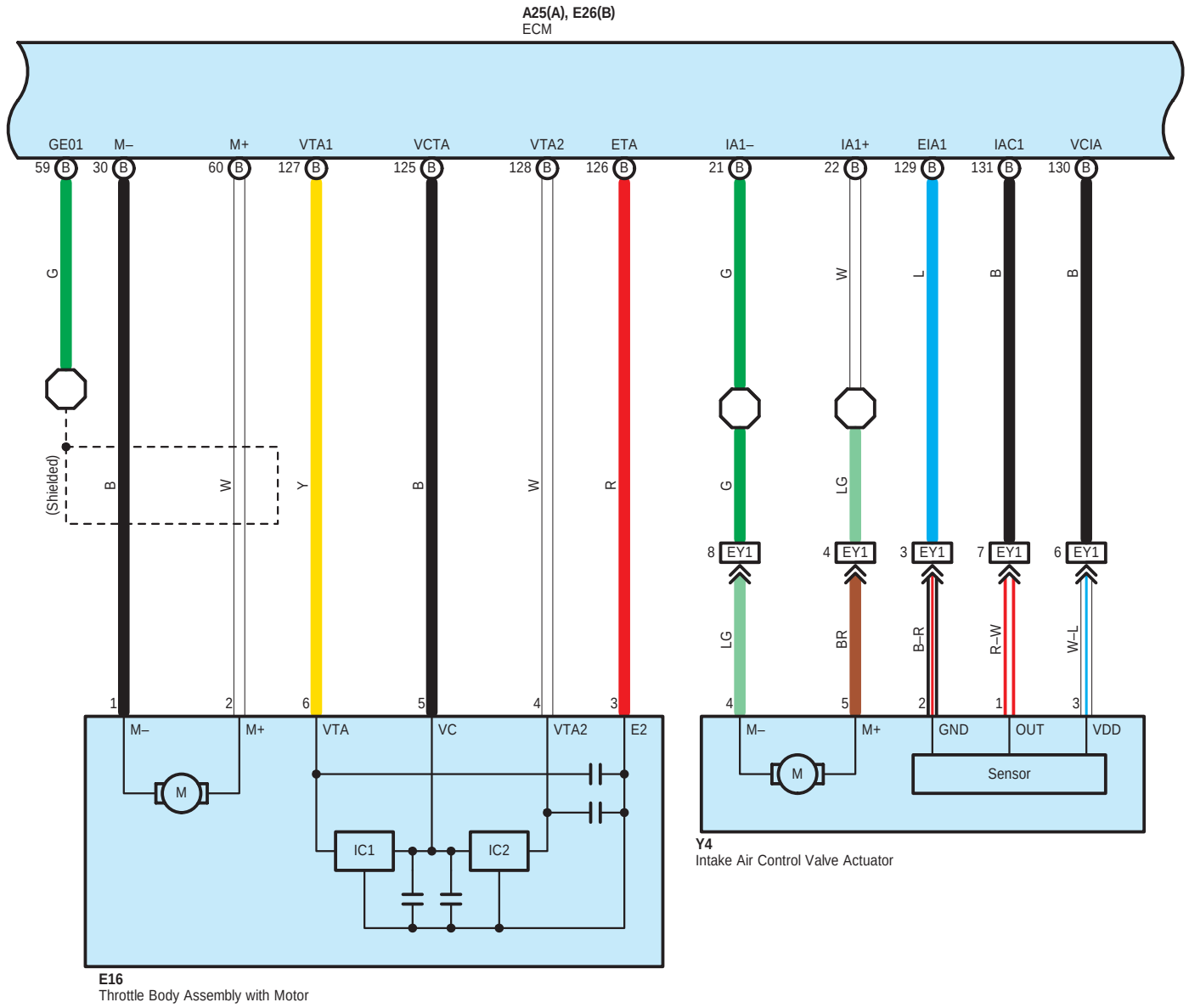

∗ 1 : w/ Smart Key System
∗ 2 : w/o Smart Key System

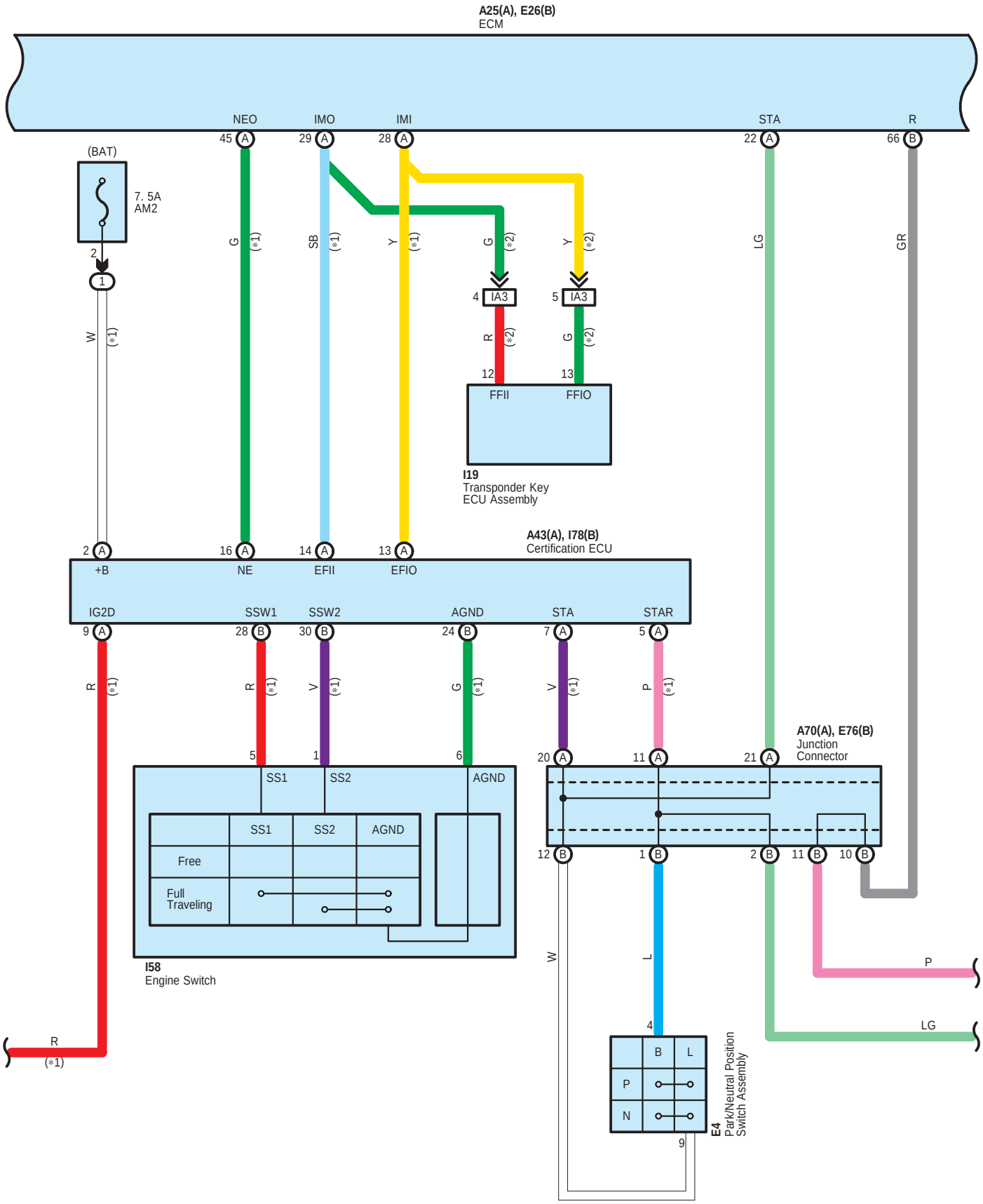
A25(A), E26(B)
ECM
NEO
IMO
IMI
STA
R
45 A
29 A
28 A
22 A
66 B
(BAT)
7. 5A
AM2
2
1
G (*1)
SB (*1)
Y (*1)
G (*2)
Y (*2)
LG
GR
W (*1)
4 IA3
5 IA3
R (*2)
G (*2)
12
13
FFII
FFIO
I19
Transponder Key
ECU Assembly
A43(A), I78(B)
Certification ECU
2 A
16 A
14 A
13 A
+B
NE
EFII
EFIO
IG2D
SSW1
SSW2
AGND
STA
STAR
9 A
28 B
30 B
24 B
7 A
5 A
R (*1)
R (*1)
V (*1)
G (*1)
V (*1)
P (*1)
A70(A), E76(B)
Junction
Connector
5
1
6
20 A
11 A
21 A
SS1
SS2
AGND
Free
Full
Traveling
12 B
1 B
2 B
11 B
10 B
I58
Engine Switch
W
L
P
LG
R
(*1)
4
B
L
P
N
9
E4
Park/Neutral Position
Switch Assembly

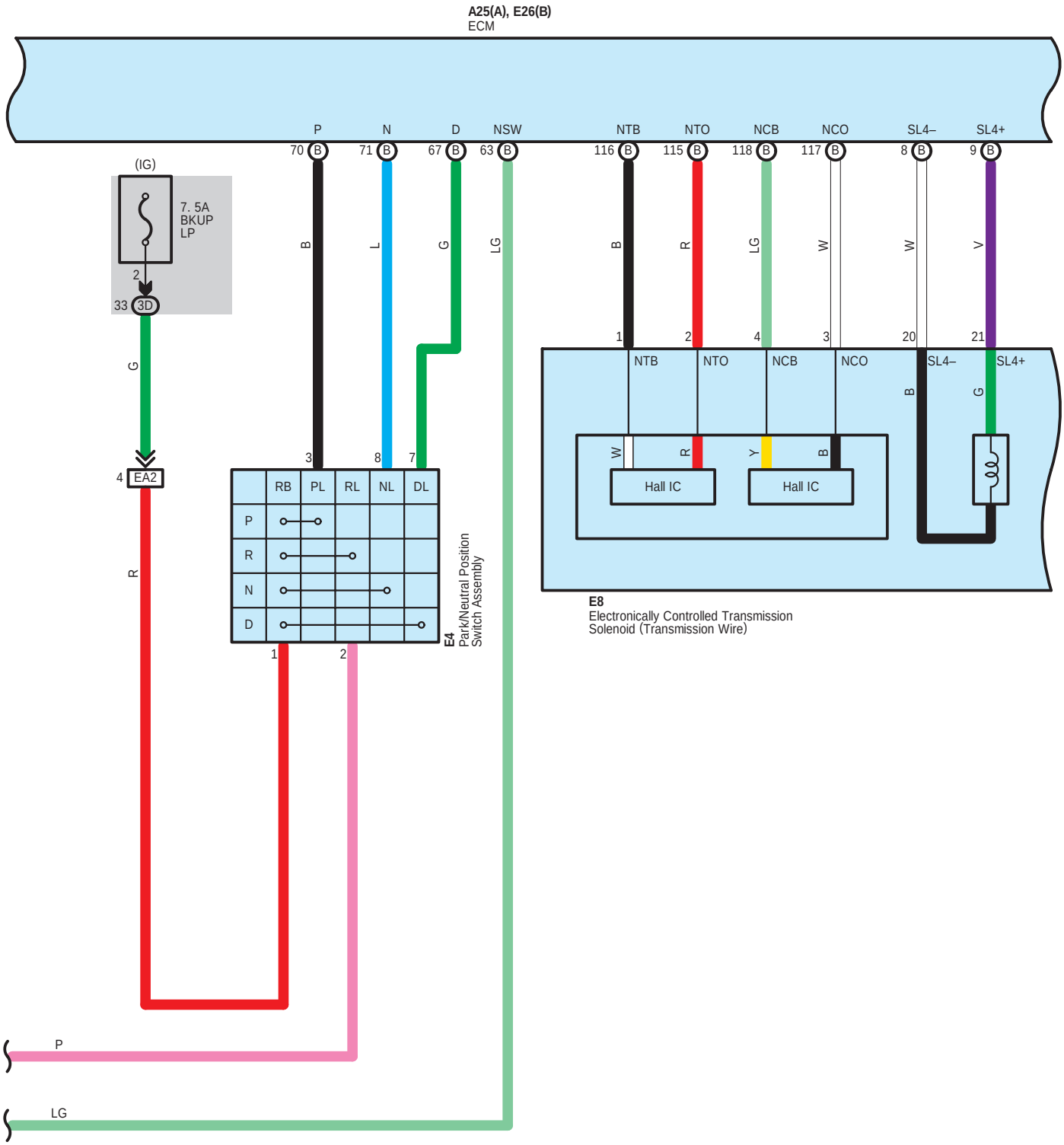
A25(A), E26(B)
ECM
P
N
D
NSW
NTB
NTO
NCB
NCO
SL4–
SL4+
70 B
71 B
67 B
63 B
116 B
115 B
118 B
117 B
8 B
9 B
(IG)
7. 5A
BKUP
LP
2
33 3D
B
L
G
LG
B
R
LG
W
W
V
1
2
4
3
20
21
NTB
NTO
NCB
NCO
SL4–
SL4+
B
G
G
4 EA2
R
3
8
7
RB
PL
RL
NL
DL
P
R
N
D
1
2
E4
Park/Neutral Position
Switch Assembly
W
R
Y
B
Hall IC
Hall IC
E8
Electronically Controlled Transmission
Solenoid (Transmission Wire)
P
LG

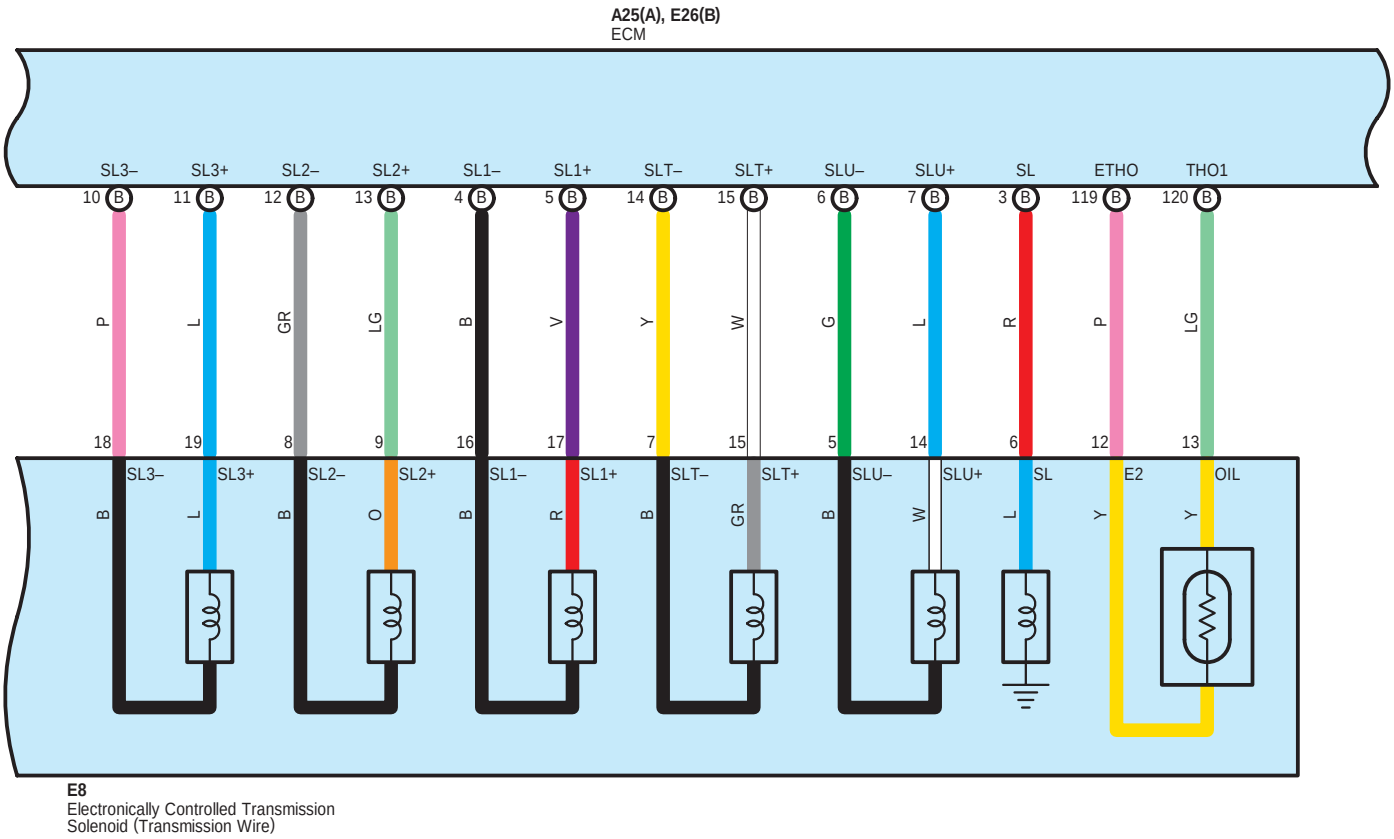
A25(A), E26(B)
ECM
SL3–
SL3+
SL2–
SL2+
SL1–
SL1+
SLT–
SLT+
SLU–
SLU+
SL
ETHO
THO1
10 B
11 B
12 B
13 B
4 B
5 B
14 B
15 B
6 B
7 B
3 B
119 B
120 B
P
L
GR
LG
B
V
Y
W
G
L
R
P
LG
18
19
8
9
16
17
7
15
5
14
6
12
13
SL3–
SL3+
SL2–
SL2+
SL1–
SL1+
SLT–
SLT+
SLU–
SLU+
SL
E2
OIL
B
L
B
O
B
R
B
GR
B
W
L
Y
Y
E8
Electronically Controlled Transmission
Solenoid (Transmission Wire)

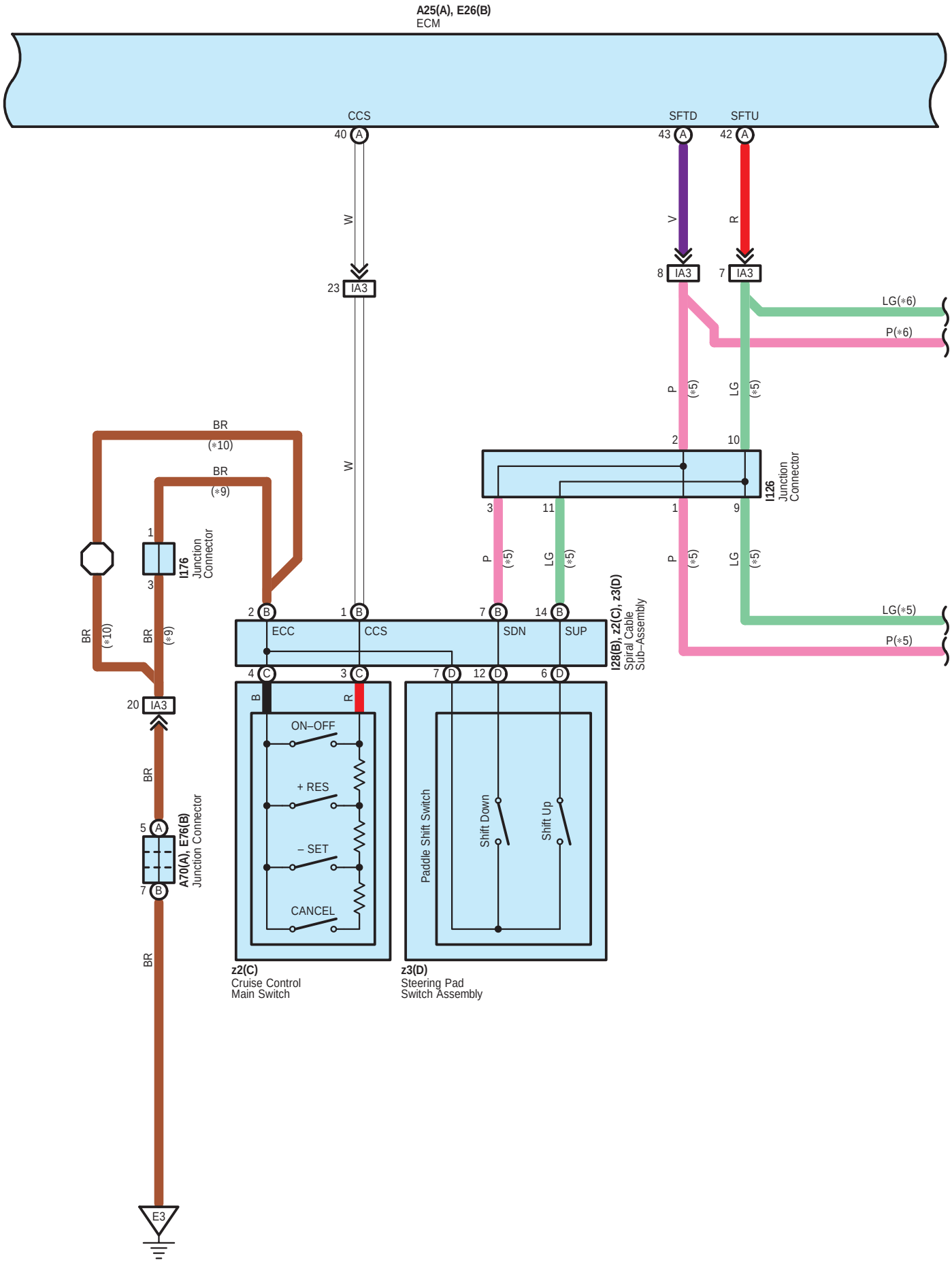
A25(A), E26(B)
ECM
CCS
SFTD
SFTU
40 A
43 A
42 A
W
V
R
23 IA3
8 IA3
7 IA3
LG(*6)
P(*6)
P
(*5)
LG
(*5)
BR
(*10)
BR
(*9)
2
10
I126
Junction
Connector
3
11
1
9
I176
Junction
Connector
1
3
2 B
1 B
7 B
14 B
ECC
CCS
SDN
SUP
I28(B), z2(C), z3(D)
Spiral Cable
Sub-Assembly
LG(*5)
P(*5)
4 C
3 C
7 D
12 D
6 D
B
R
ON–OFF
+ RES
– SET
CANCEL
Paddle Shift Switch
Shift Down
Shift Up
20 IA3
5 A
7 B
A70(A), E76(B)
Junction Connector
E3
z2(C)
Cruise Control
Main Switch
z3(D)
Steering Pad
Switch Assembly

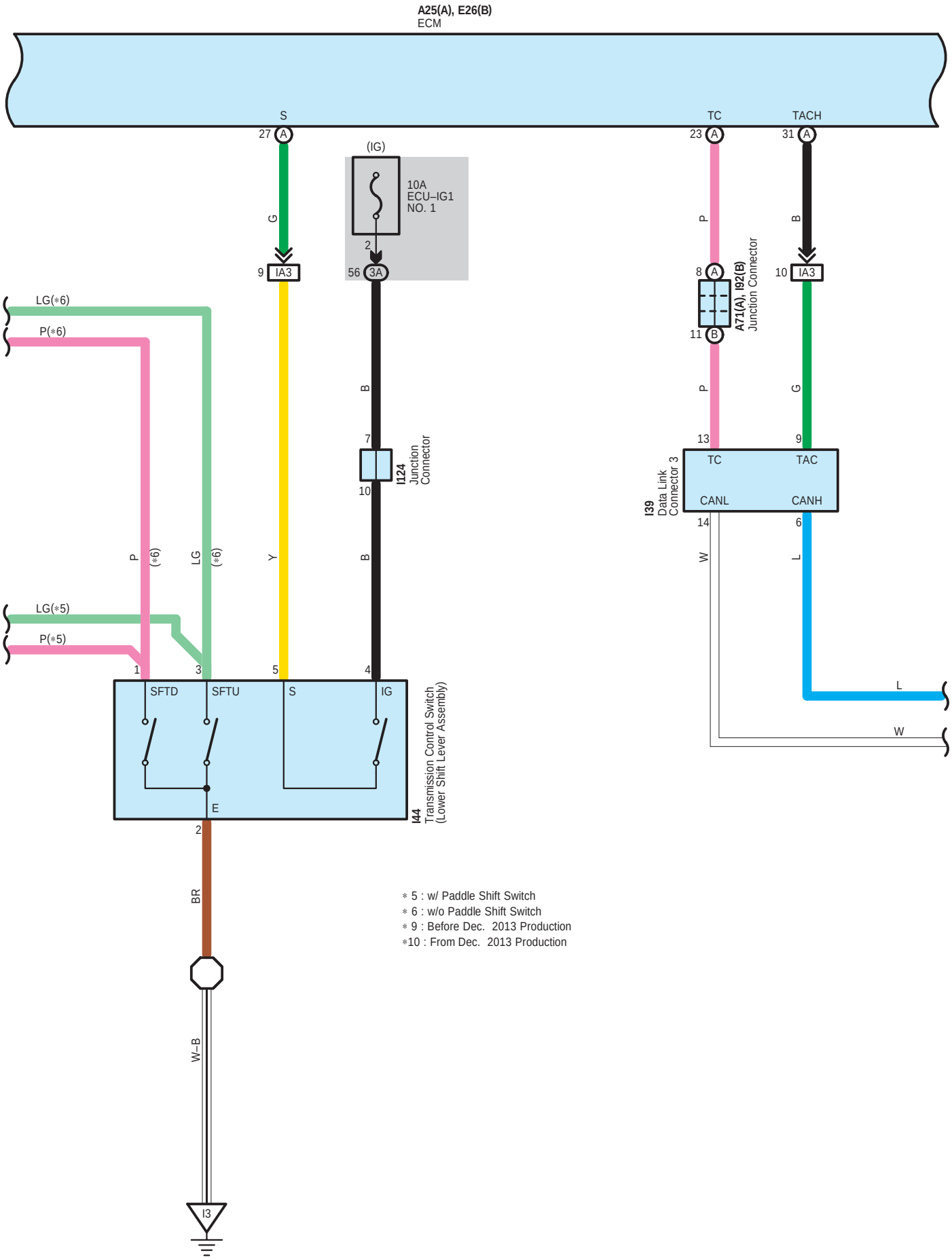
A25(A), E26(B)
ECM
S
27 A
TC
23 A
TACH
31 A
(IG)
10A
ECU–IG1
NO. 1
2
56 3A
G
9 IA3
P
8 A
11 B
A71(A), I92(B)
Junction Connector
B
10 IA3
LG(*6)
P(*6)
B
7
10
I124
Junction
Connector
P
13
G
9
TC
TAC
CANL
CANH
I39
Data Link
Connector 3
14
6
W
L
P
(*6)
LG
(*6)
Y
B
LG(*5)
P(*5)
1
3
5
4
SFTD
SFTU
S
IG
E
I44
Transmission Control Switch
(Lower Shift Lever Assembly)
L
W
2
BR
W–B
I3
* 5 : w/ Paddle Shift Switch
* 6 : w/o Paddle Shift Switch
* 9 : Before Dec. 2013 Production
*10 : From Dec. 2013 Production

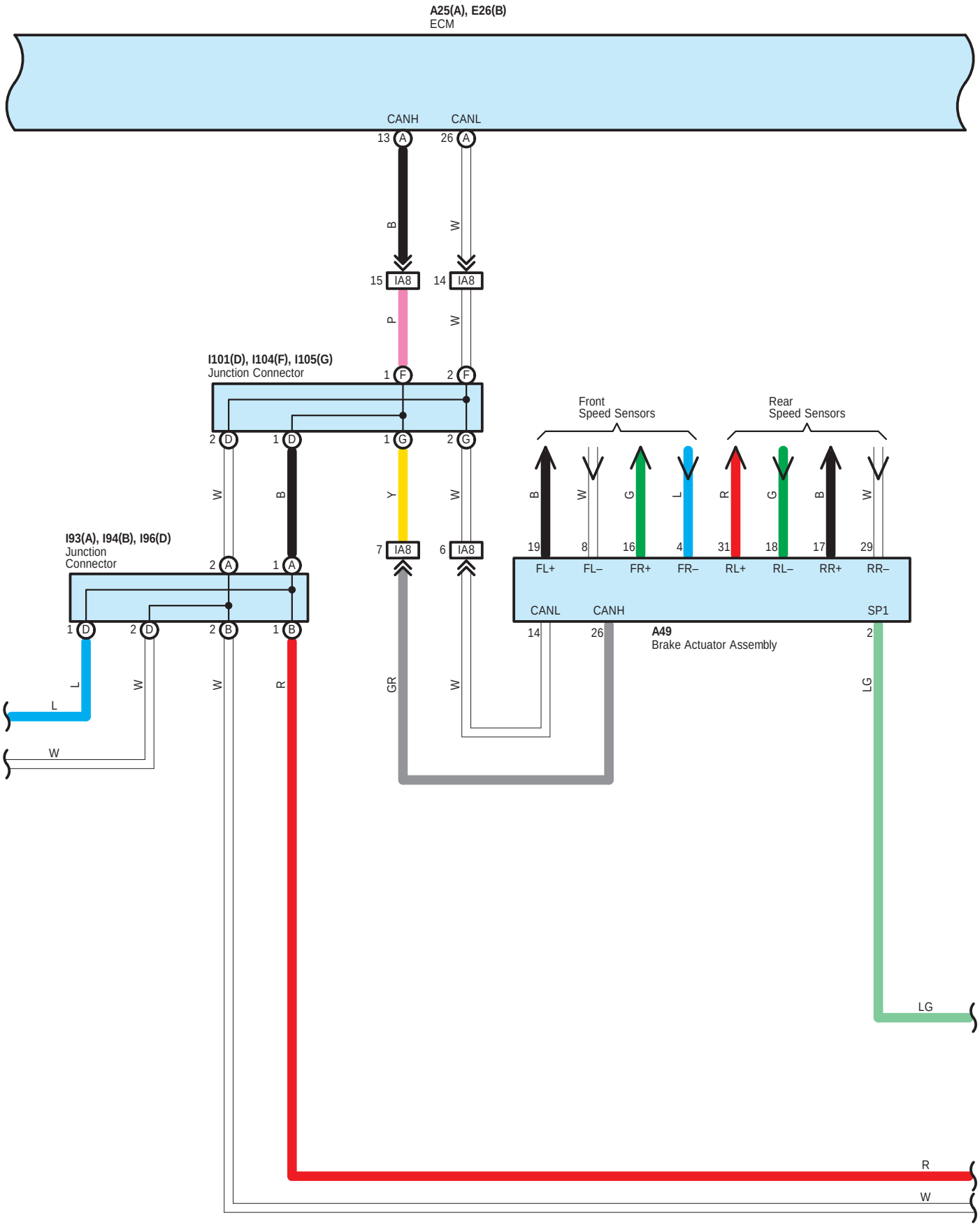
A25(A), E26(B)
ECM
CANH
CANL
13 A
26 A
B
W
15 IA8
14 IA8
P
W
I101(D), I104(F), I105(G)
Junction Connector
1 F
2 F
2 D
1 D
1 G
2 G
W
B
Y
W
I93(A), I94(B), I96(D)
Junction
Connector
2 A
1 A
7 IA8
6 IA8
1 D
2 D
2 B
1 B
L
W
W
R
GR
W
L
W
Front
Speed Sensors
Rear
Speed Sensors
B
W
G
L
R
G
B
W
19
8
16
4
31
18
17
29
FL+
FL–
FR+
FR–
RL+
RL–
RR+
RR–
CANL
CANH
SP1
14
26
2
A49
Brake Actuator Assembly
LG
LG
R
W

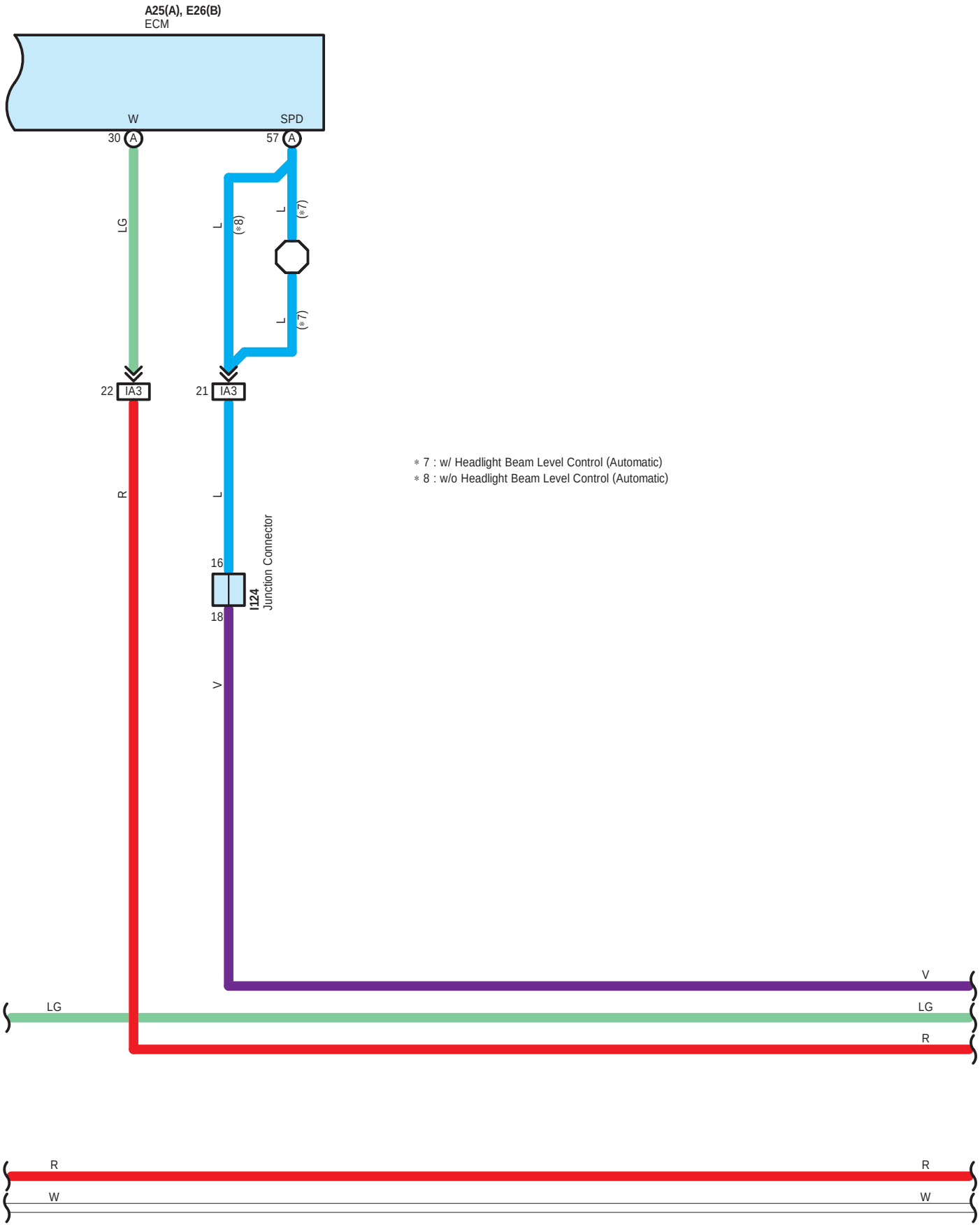

* 7 : w/ Headlight Beam Level Control (Automatic)
* 8 : w/o Headlight Beam Level Control (Automatic)

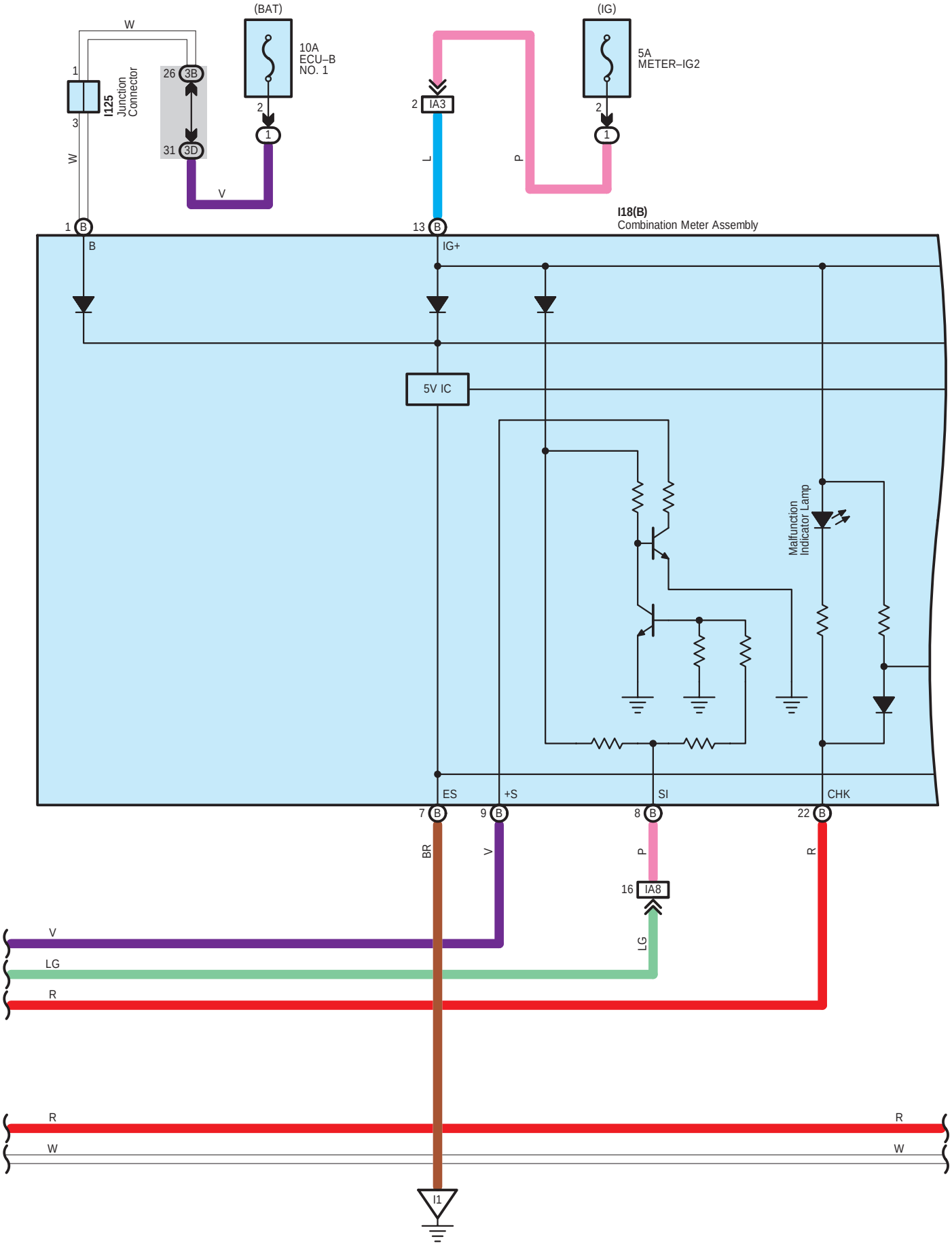
(BAT)
10A
ECU–B
NO. 1
(IG)
5A
METER–IG2
W
1
I125
Junction
Connector
3
26 3B
31 3D
W
V
2
1
2 IA3
L
P
I18(B)
Combination Meter Assembly
1 B
B
13 B
IG+
5V IC
Malfunction
Indicator Lamp
ES
+S
SI
CHK
7 B
9 B
8 B
22 B
BR
V
P
R
16 IA8
LG
V
LG
R
R
W
R
W
I1

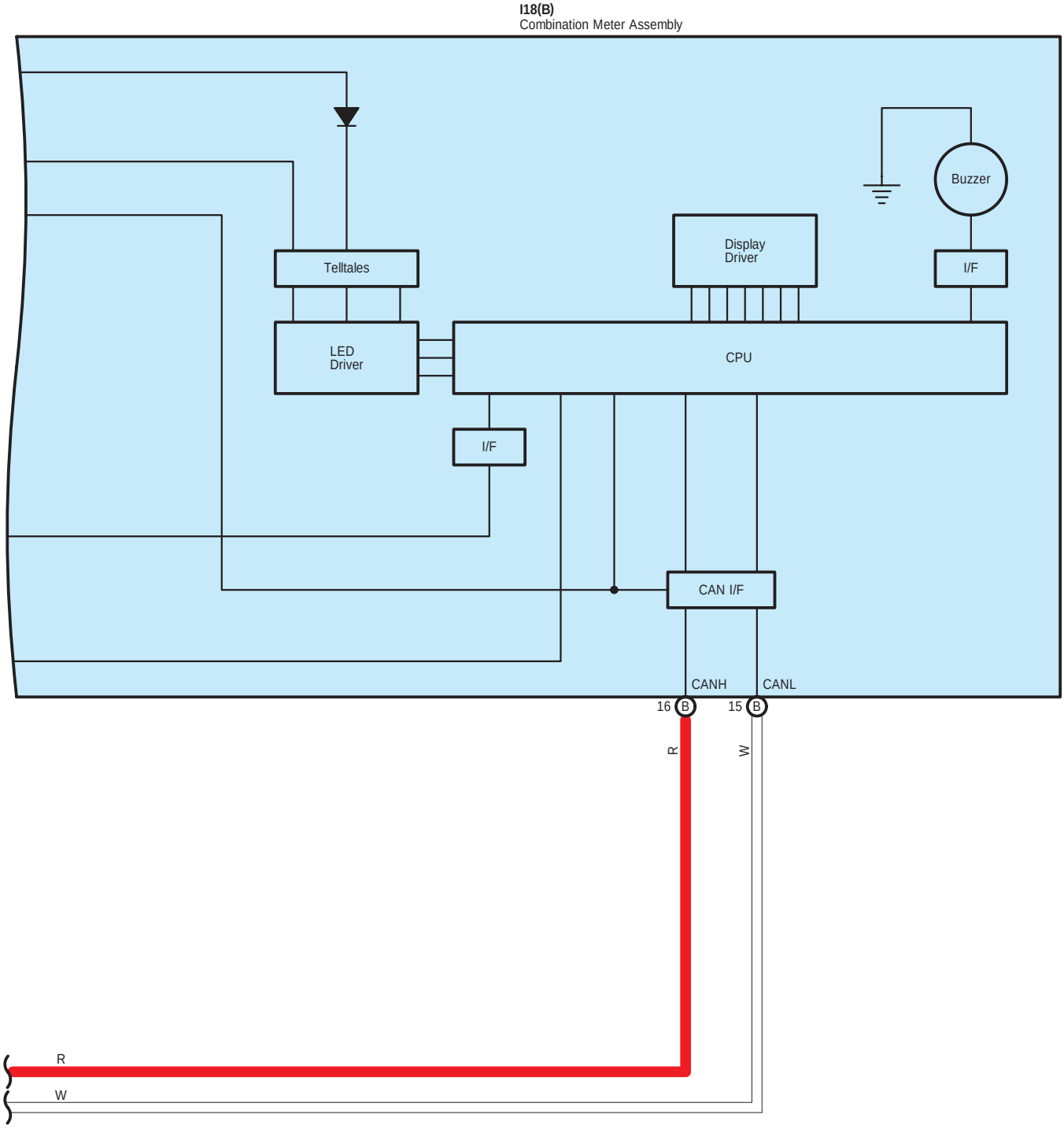
I18(B)
Combination Meter Assembly
Buzzer
Display
Driver
Telltales
I/F
LED
Driver
CPU
I/F
CAN I/F
CANH
CANL
16
B
15
B
R
W
R
W

A 25
Black

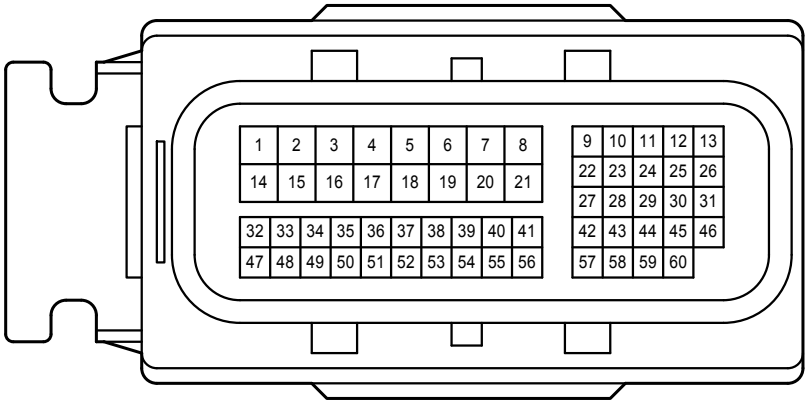

A 33
White

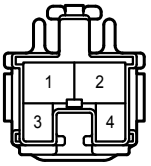

A 36
Black



A 43
White

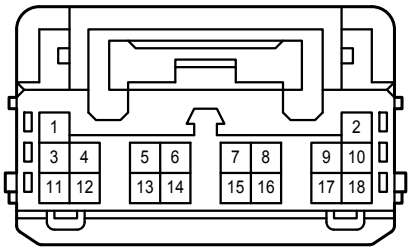

A 49
Black

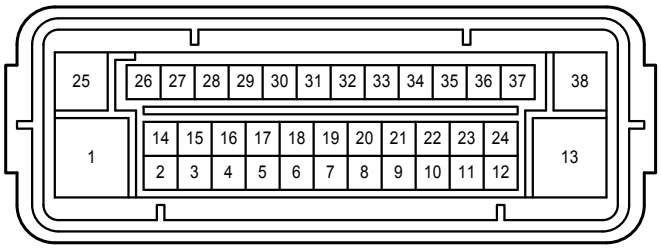

A 70
White

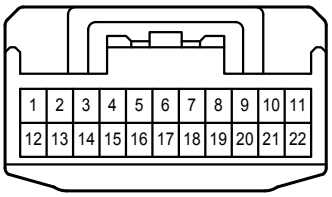

A 71
Gray

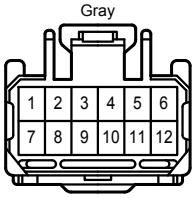

A 73
Gray

E 4
Gray

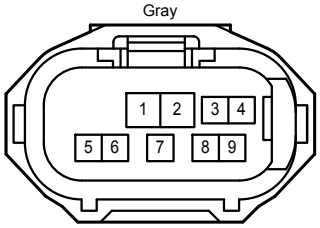

E 8
Black



E 14
Black

E 16
Black

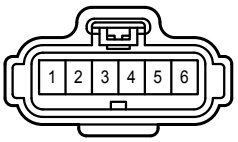

E 19
Dark Gray

E 21
White

E 26
Black

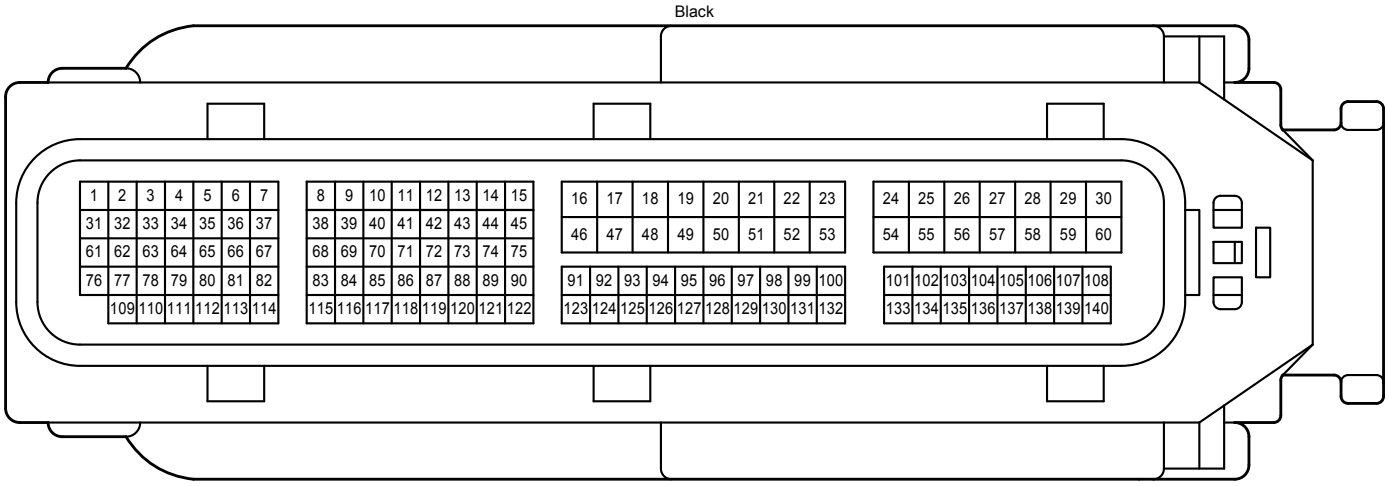

E 29
Black

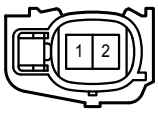

E 31
Black

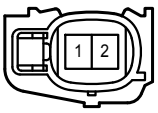

E 34
Gray

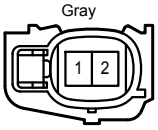

E 35
Gray

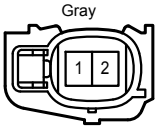

E 37
Black

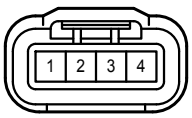

E 38
Black

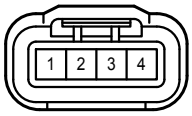

E 40
Gray

E 43
Gray

E 45
Black

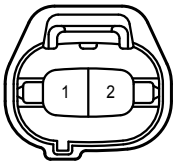

E 47
Black

E 49
Black

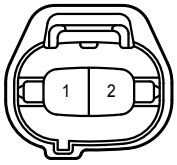

E 52
Gray



E 55
Black



E 56
Gray

E 63
Gray

E 70
Black

E 72
Black

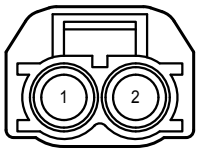

E 76
White

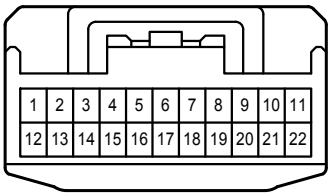

I 18
Black

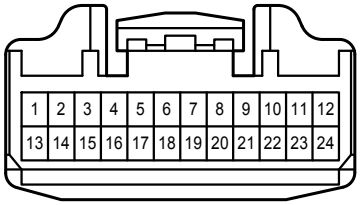

I 19
Black

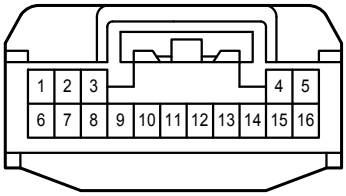

I 28
Black

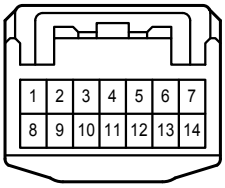

I 39
White

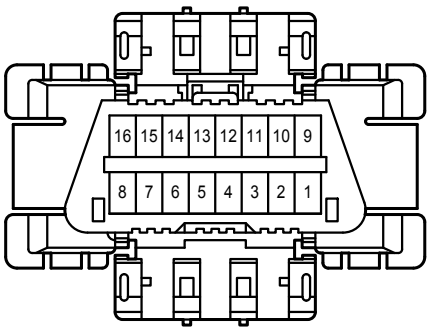

I 44
White

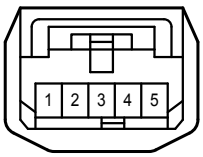

I 58
Black

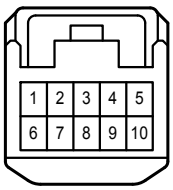

I 78
White

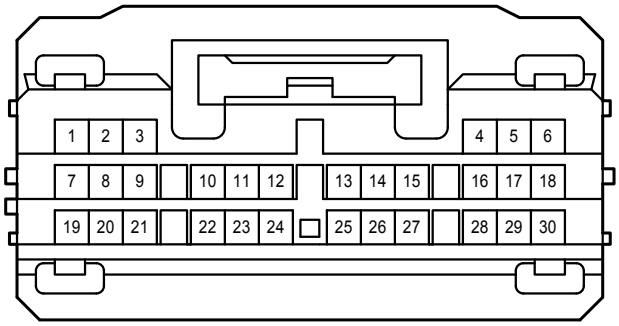

I 92
Gray

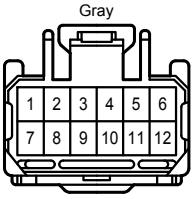

I 93
White

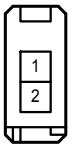

I 94
White

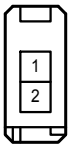

I 96
White

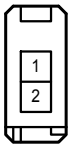

I101
White

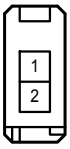

I104
White

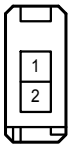

I105
White

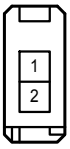

I124
White

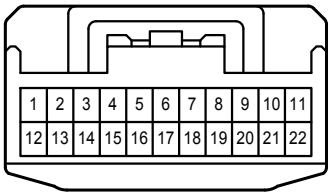

I125
Gray

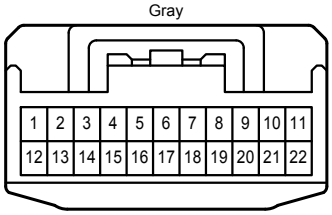

I126
White

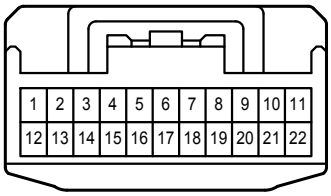

I176
White

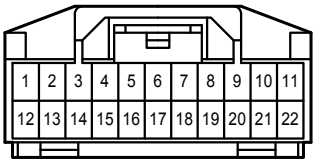

N 11
White

N 35
Black



Y 1
Black

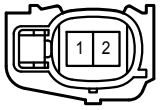

Y 4
Black

z 2
White

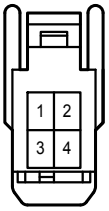

z 3
Black

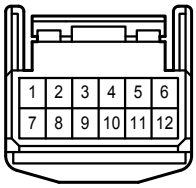

1A
White

1B
White

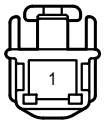

1C
White

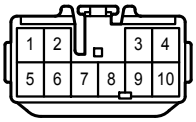

1D
White



1E
White

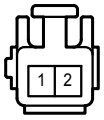

1F
White

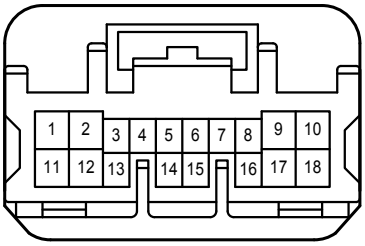

3A
White

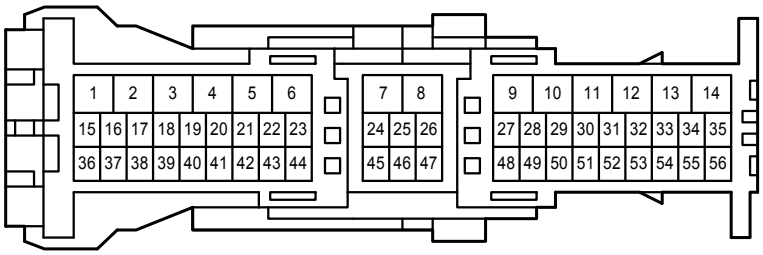

3B
White

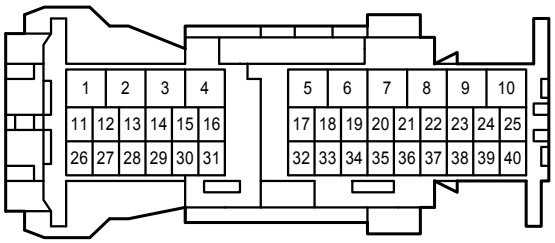

3D
White

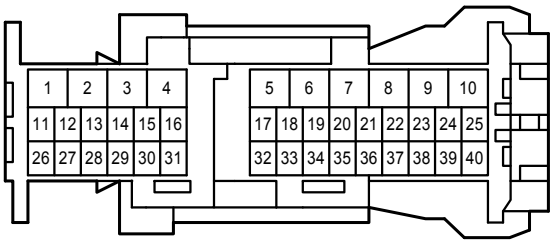

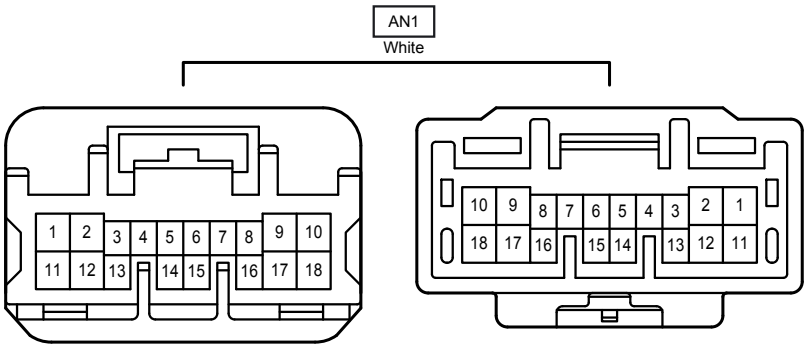
AN1
White
1 2 3 4 5 6 7 8 9 10
11 12 13 14 15 16 17 18
10 9 8 7 6 5 4 3 2 1
18 17 16 15 14 13 12 11

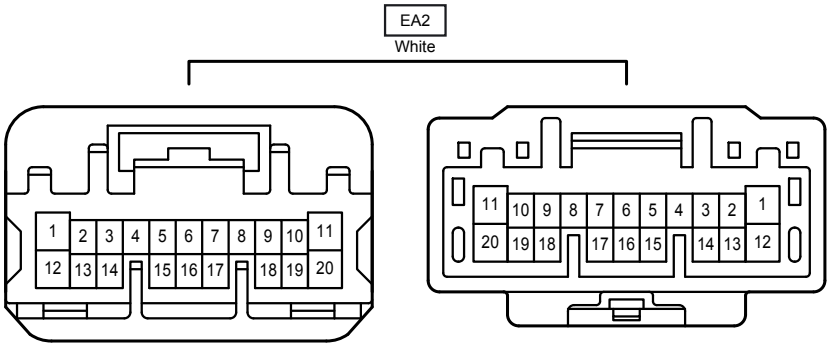
EA2
White
1 2 3 4 5 6 7 8 9 10 11
12 13 14 15 16 17 18 19 20
11 10 9 8 7 6 5 4 3 2 1
20 19 18 17 16 15 14 13 12

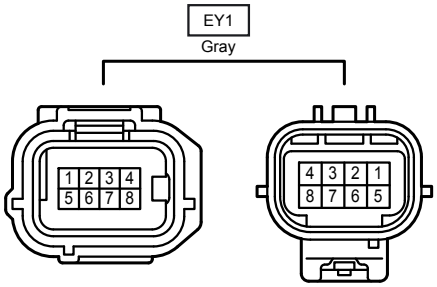
EY1
Gray
1 2 3 4
5 6 7 8
4 3 2 1
8 7 6 5

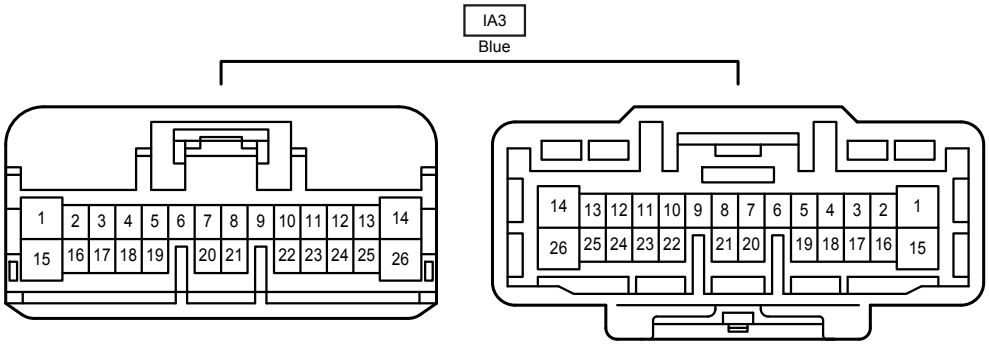
IA3
Blue
1 2 3 4 5 6 7 8 9 10 11 12 13 14
15 16 17 18 19 20 21 22 23 24 25 26
14 13 12 11 10 9 8 7 6 5 4 3 2 1
26 25 24 23 22 21 20 19 18 17 16 15

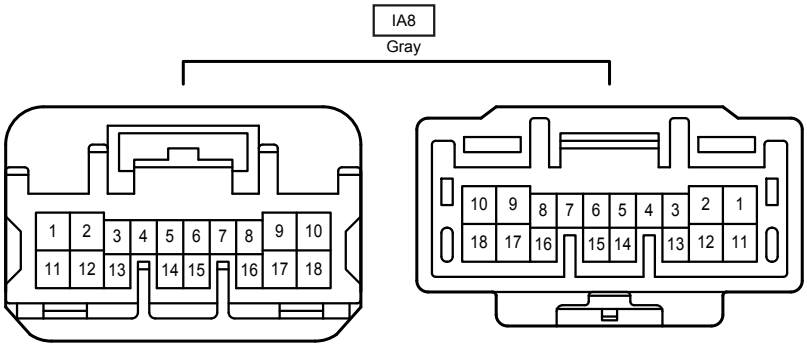
IA8
Gray
1 2 3 4 5 6 7 8 9 10
11 12 13 14 15 16 17 18
10 9 8 7 6 5 4 3 2 1
18 17 16 15 14 13 12 11