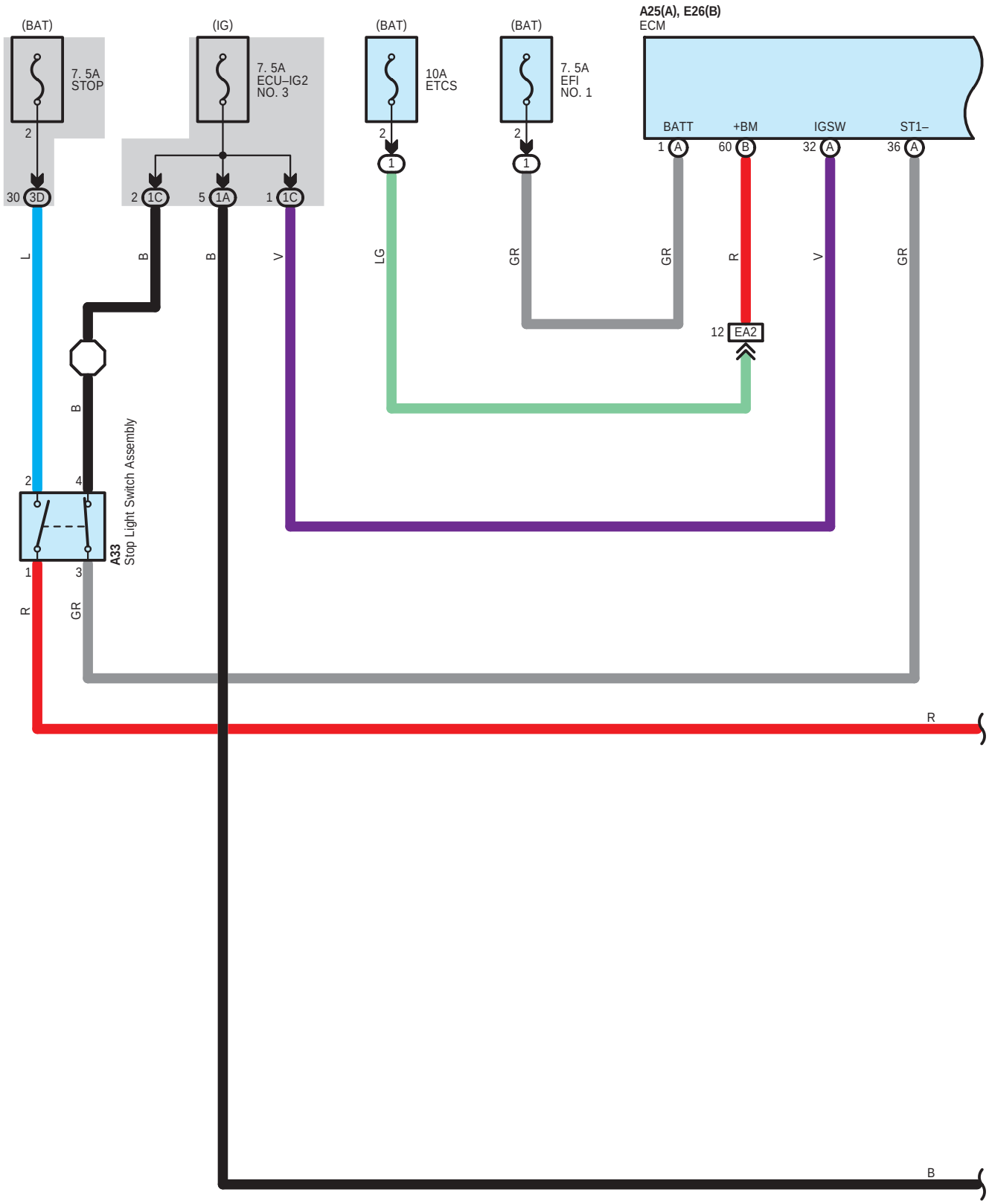
(BAT)
7. 5A
STOP
2
30 3D
(IG)
7. 5A
ECU–IG2
NO. 3
2 1C
5 1A
1 1C
(BAT)
10A
ETCS
2
1
(BAT)
7. 5A
EFI
NO. 1
2
1
A25(A), E26(B)
ECM
BATT
+BM
IGSW
ST1–
1 A
60 B
32 A
36 A
L
B
B
V
LG
GR
GR
R
V
GR
12 EA2
B
2
4
1
3
A33
Stop Light Switch Assembly
R
GR
R
B

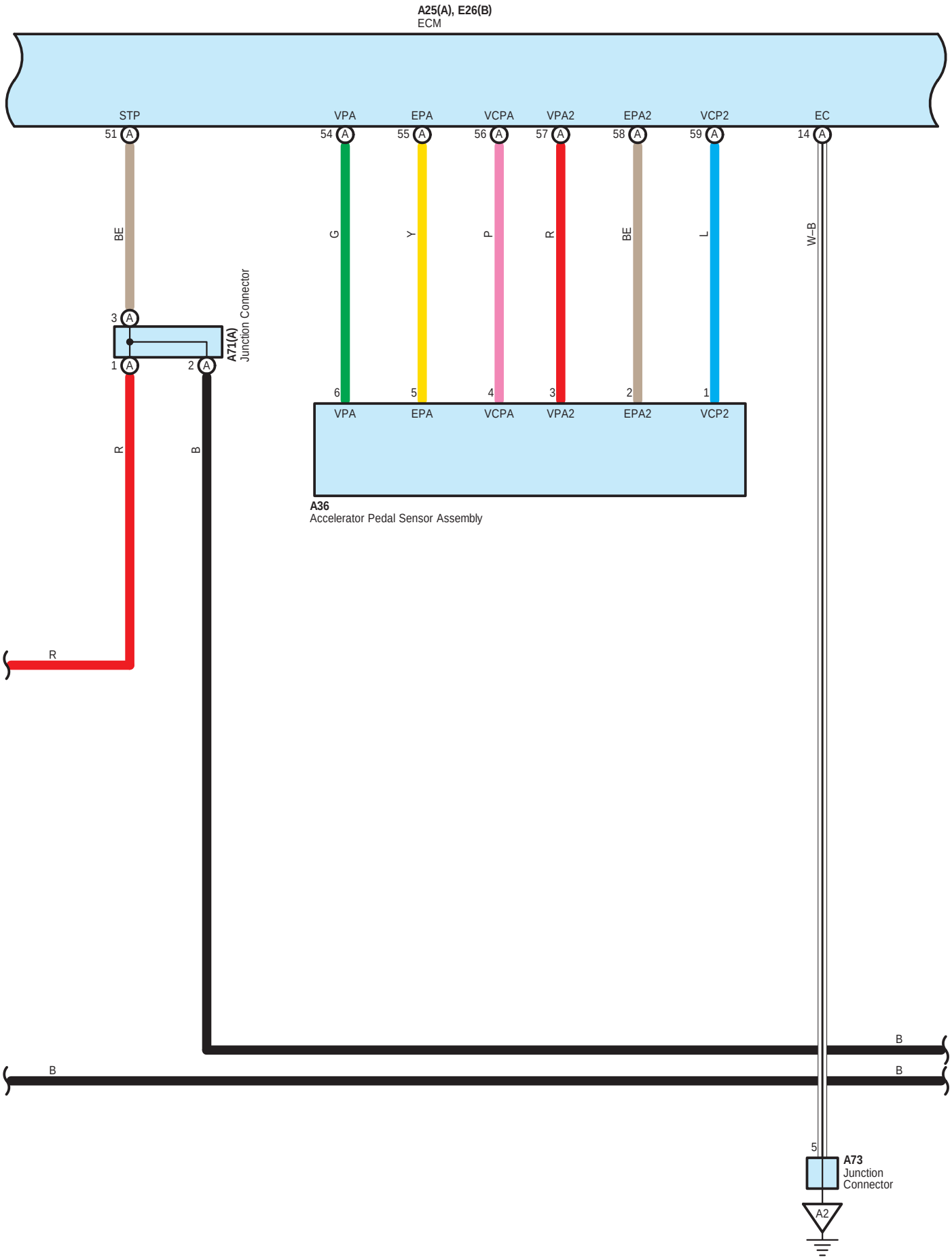
A25(A), E26(B)
ECM
STP
VPA
EPA
VCPA
VPA2
EPA2
VCP2
EC
51
54
55
56
57
58
59
14
BE
G
Y
P
R
BE
L
W–B
3
1
2
A71(A)
Junction Connector
6
5
4
3
2
1
VPA
EPA
VCPA
VPA2
EPA2
VCP2
A36
Accelerator Pedal Sensor Assembly
R
B
R
B
B
B
5
A73
Junction
Connector
A2

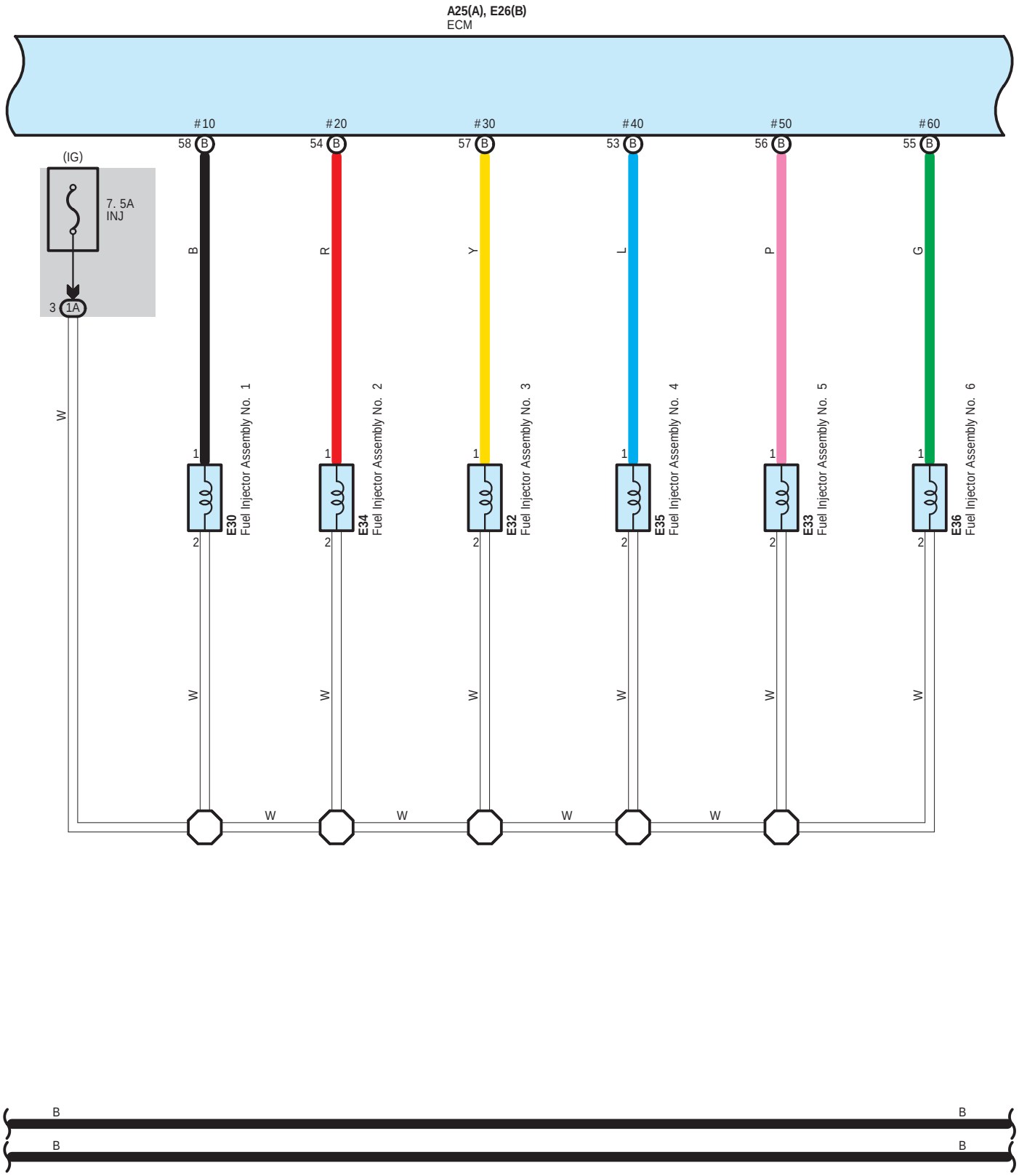
A25(A), E26(B)
ECM
#10
#20
#30
#40
#50
#60
58 B
54 B
57 B
53 B
56 B
55 B
(IG)
7. 5A
INJ
3 1A
B
R
Y
L
P
G
W
1
2
E30
Fuel Injector Assembly No. 1
E34
Fuel Injector Assembly No. 2
E32
Fuel Injector Assembly No. 3
E35
Fuel Injector Assembly No. 4
E33
Fuel Injector Assembly No. 5
E36
Fuel Injector Assembly No. 6

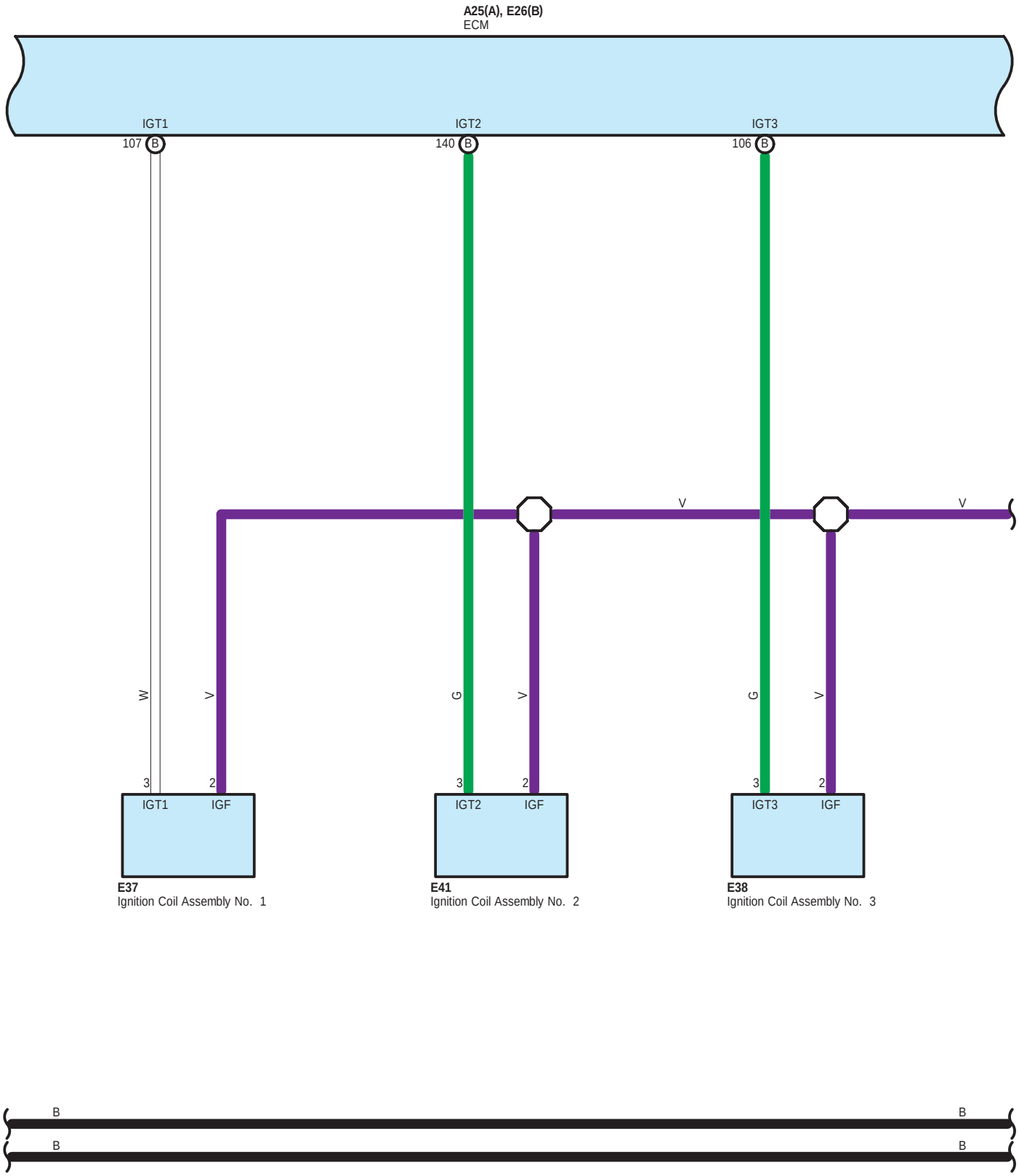
A25(A), E26(B)
ECM
IGT1
IGT2
IGT3
107 B
140 B
106 B
V
V
W
V
G
V
G
V
3
2
3
2
3
2
IGT1
IGF
IGT2
IGF
IGT3
IGF
E37
Ignition Coil Assembly No. 1
E41
Ignition Coil Assembly No. 2
E38
Ignition Coil Assembly No. 3
B
B
B
B

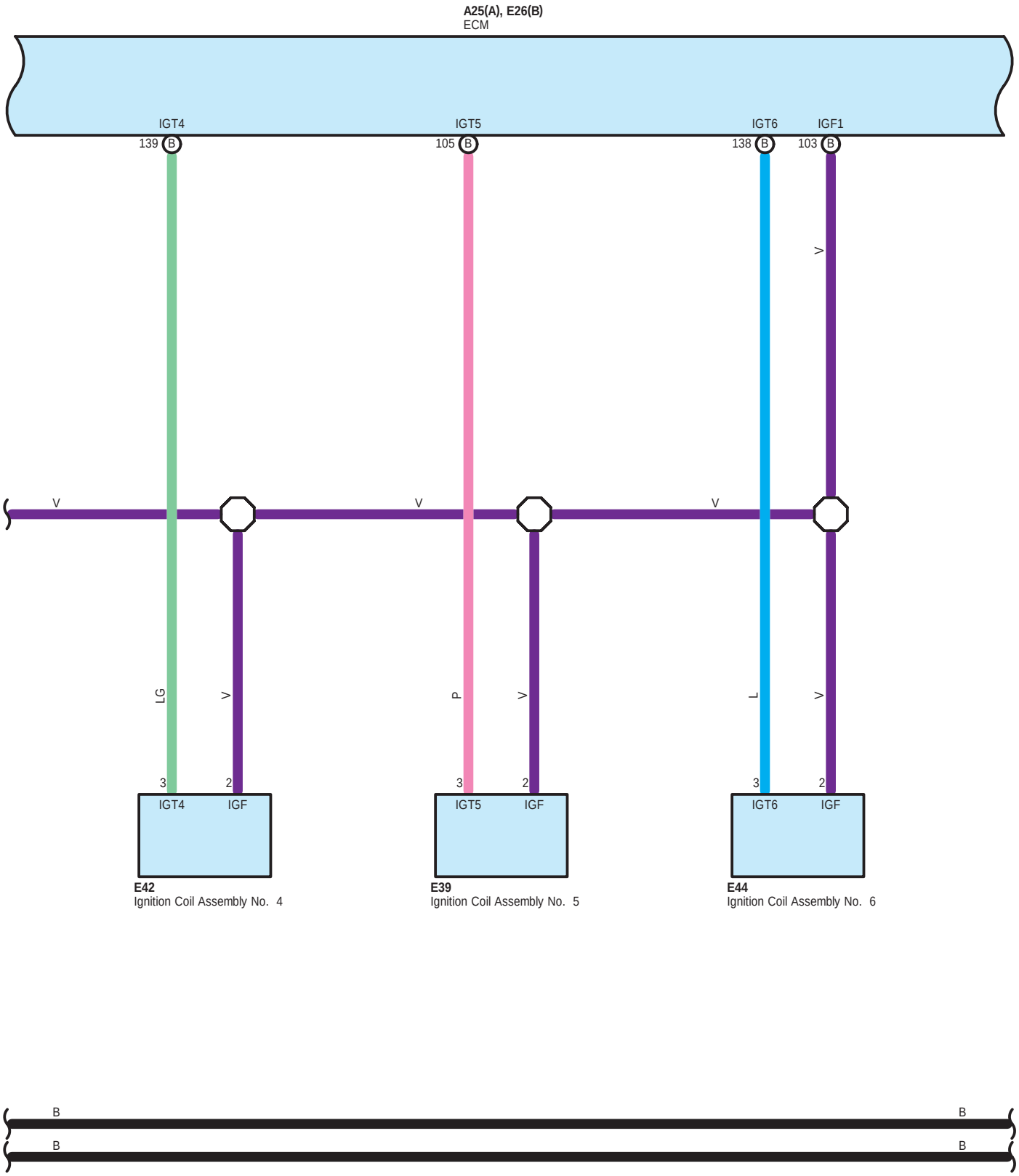
A25(A), E26(B)
ECM
IGT4
139 B
IGT5
105 B
IGT6
138 B
IGF1
103 B
V
V
V
V
LG
V
P
V
L
V
3
2
IGT4
IGF
3
2
IGT5
IGF
3
2
IGT6
IGF
E42
Ignition Coil Assembly No. 4
E39
Ignition Coil Assembly No. 5
E44
Ignition Coil Assembly No. 6
B
B
B
B

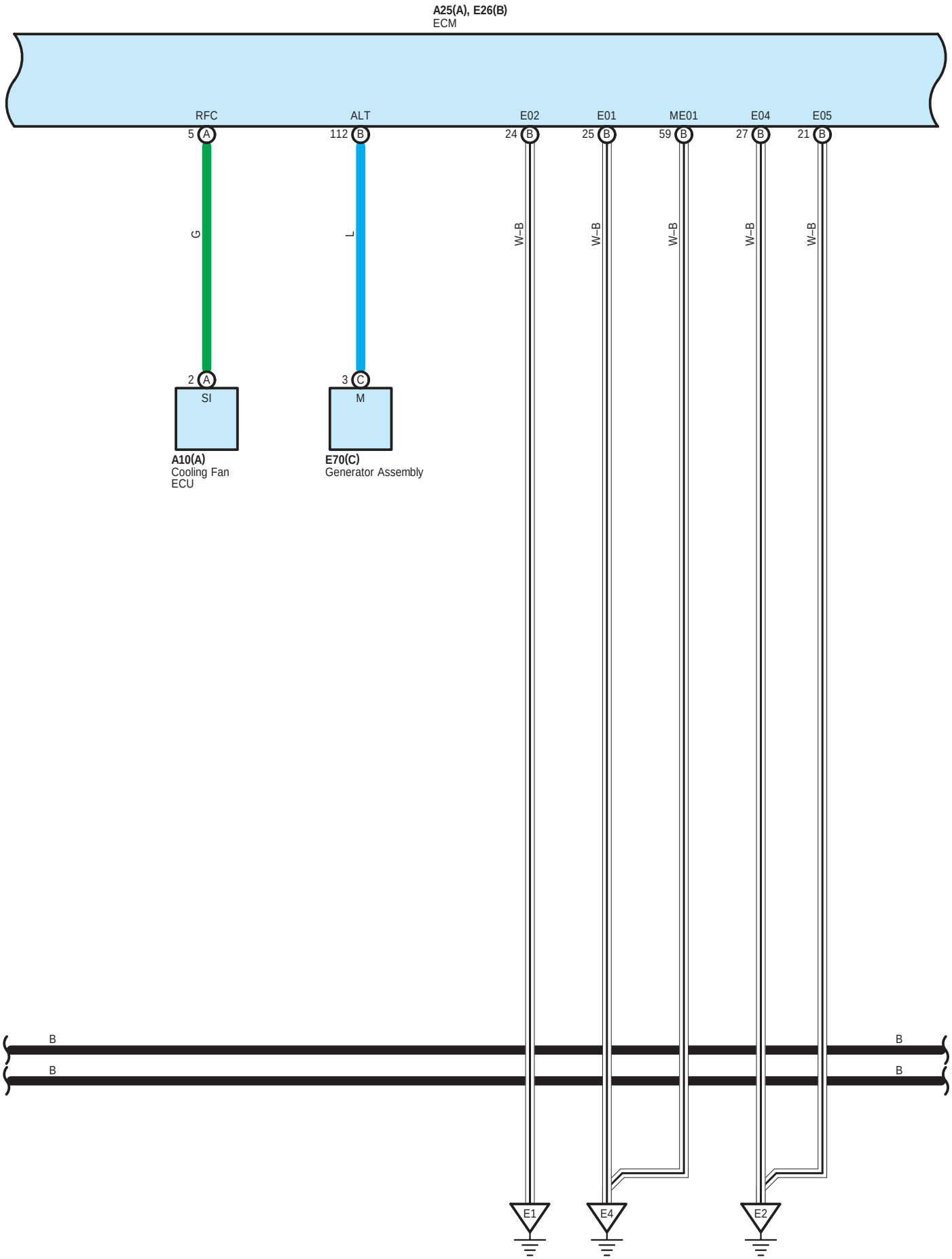
A25(A), E26(B)
ECM
RFC
ALT
E02
E01
ME01
E04
E05
5 A
112 B
24 B
25 B
59 B
27 B
21 B
G
L
W–B
W–B
W–B
W–B
W–B
2 A
SI
3 C
M
A10(A)
Cooling Fan
ECU
E70(C)
Generator Assembly
B
B
B
B
E1
E4
E2

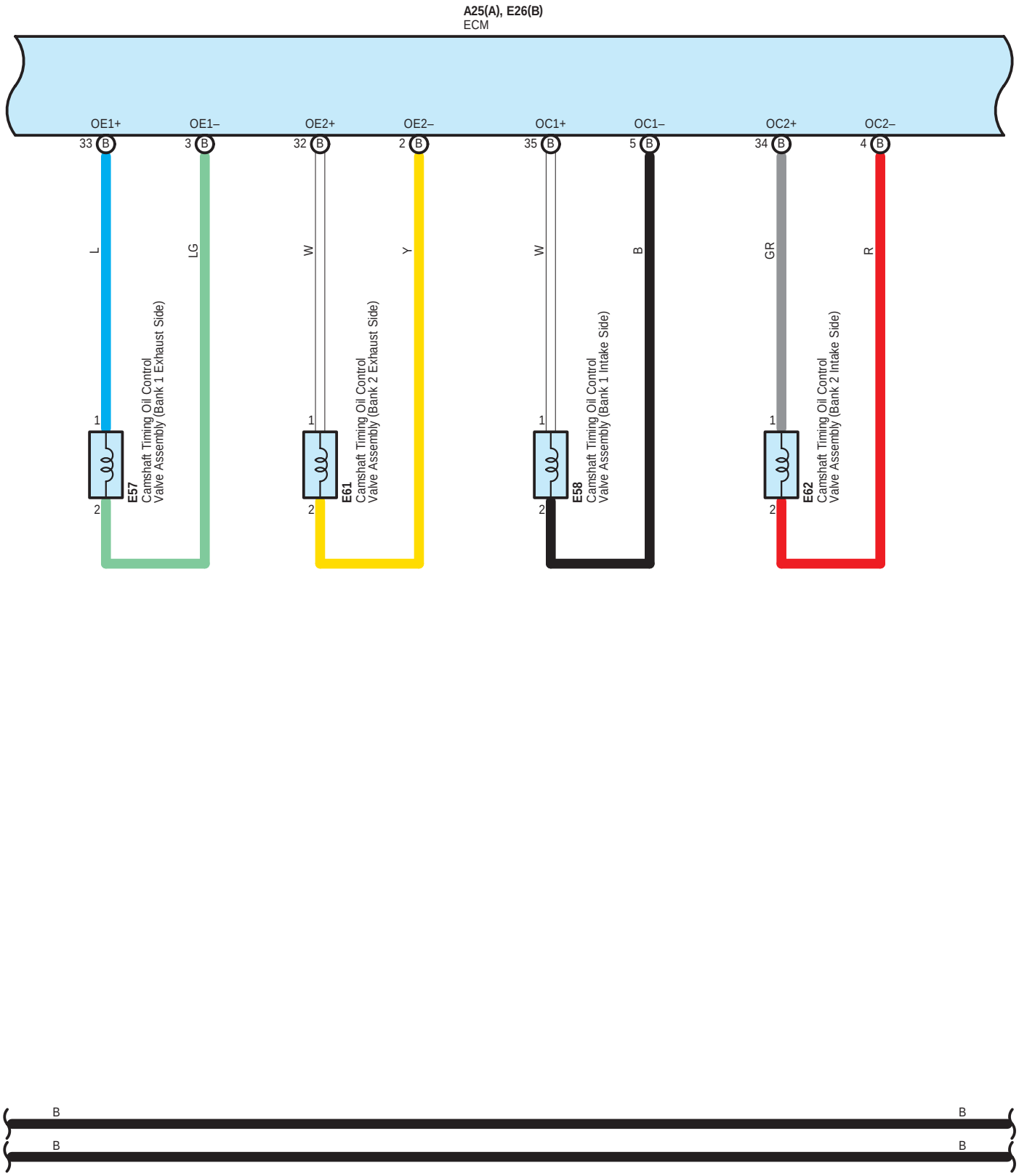
A25(A), E26(B)
ECM
OE1+
OE1–
OE2+
OE2–
OC1+
OC1–
OC2+
OC2–
33 B
3 B
32 B
2 B
35 B
5 B
34 B
4 B
L
LG
W
Y
W
B
GR
R
1
2
E57
Camshaft Timing Oil Control Valve Assembly (Bank 1 Exhaust Side)
E61
Camshaft Timing Oil Control Valve Assembly (Bank 2 Exhaust Side)
E58
Camshaft Timing Oil Control Valve Assembly (Bank 1 Intake Side)
E62
Camshaft Timing Oil Control Valve Assembly (Bank 2 Intake Side)
B
B
B
B

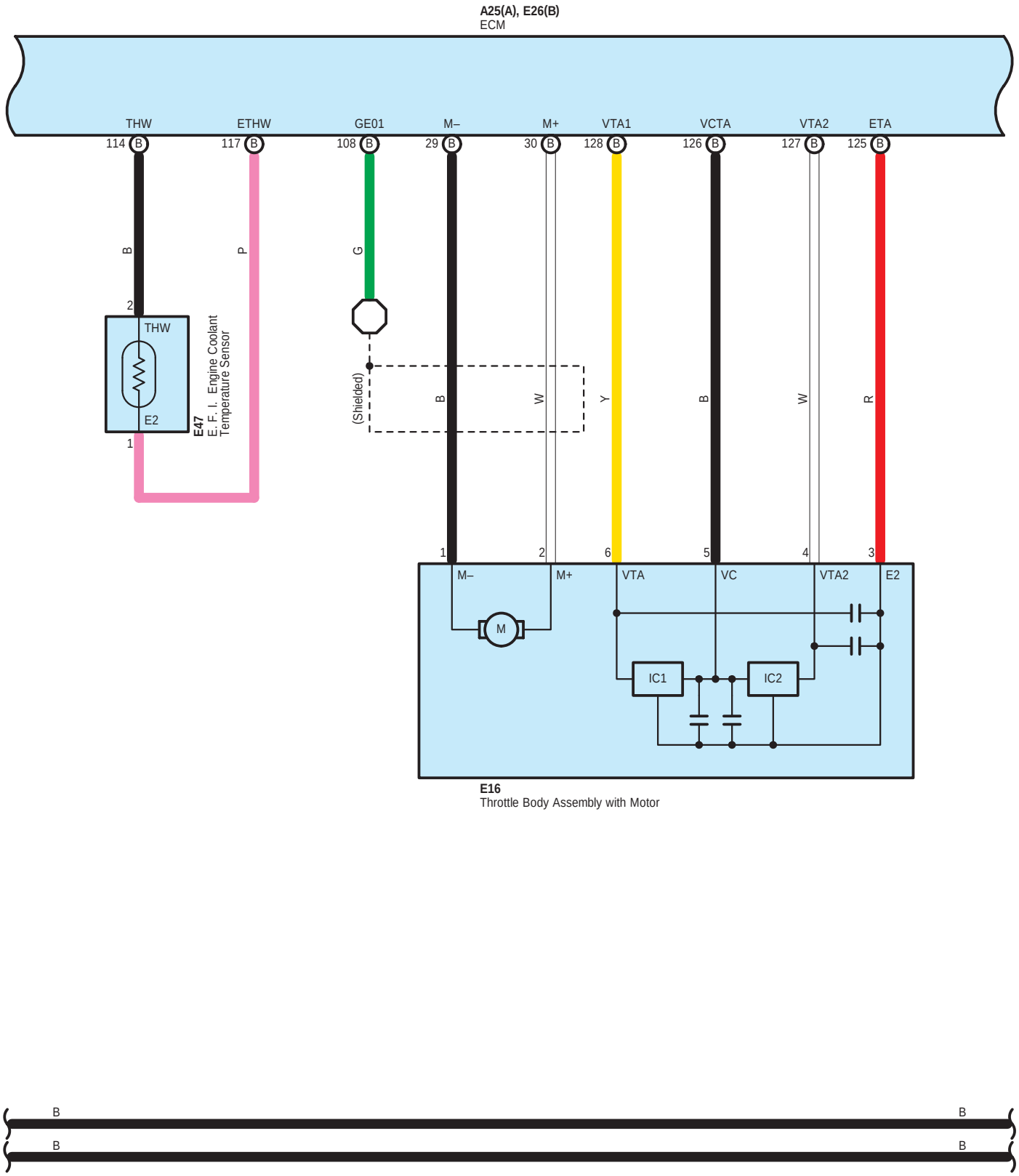
A25(A), E26(B)
ECM
THW
ETHW
GE01
M–
M+
VTA1
VCTA
VTA2
ETA
114 B
117 B
108 B
29 B
30 B
128 B
126 B
127 B
125 B
B
P
G
2
THW
E2
1
E47
E. F. I. Engine Coolant Temperature Sensor
(Shielded)
B
W
Y
B
W
R
1
2
6
5
4
3
M–
M+
VTA
VC
VTA2
E2
M
IC1
IC2
E16
Throttle Body Assembly with Motor
B
B
B
B

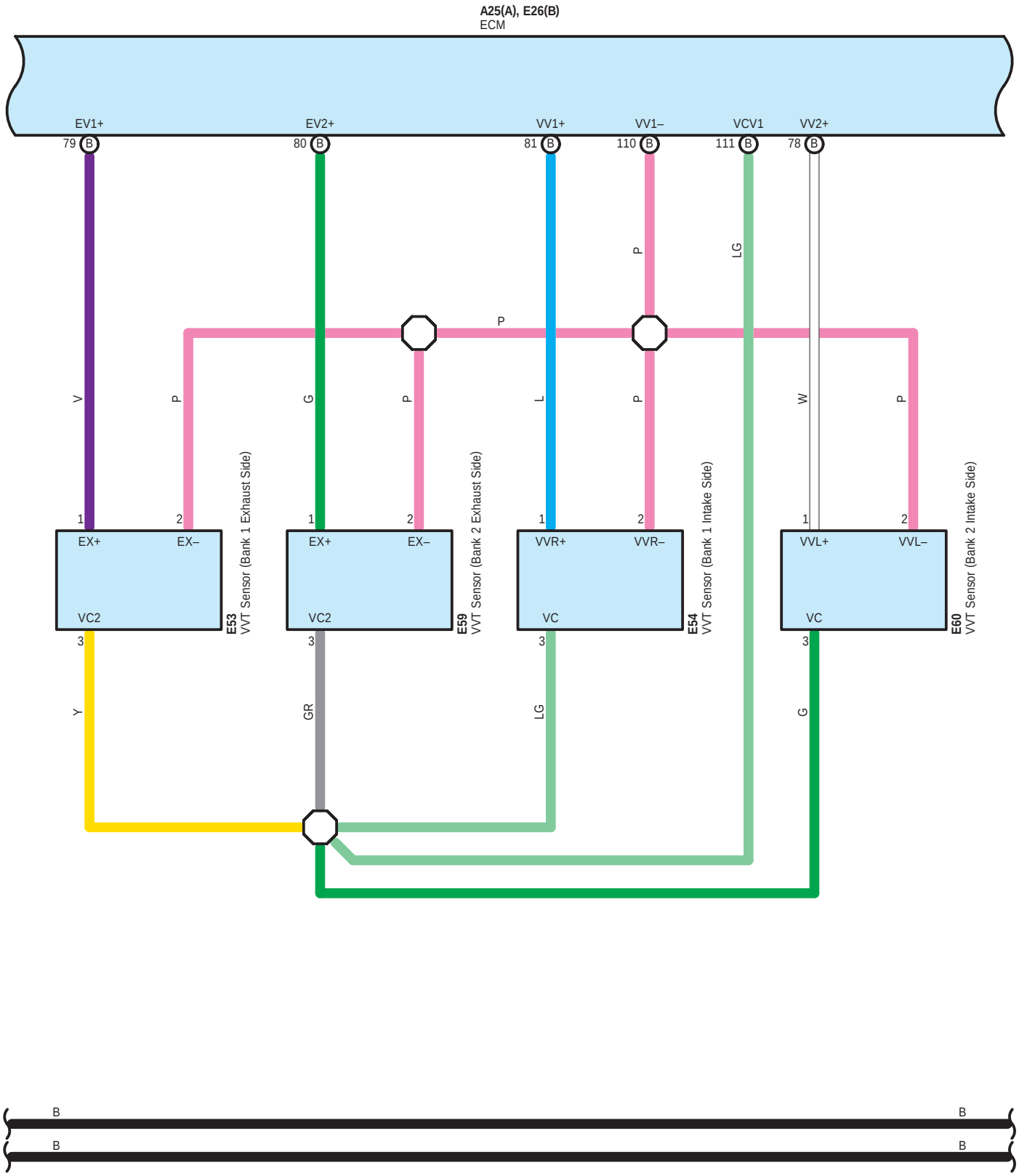
A25(A), E26(B)
ECM
EV1+
79 B
EV2+
80 B
VV1+
81 B
VV1–
110 B
VCV1
111 B
VV2+
78 B
V
P
G
P
L
P
P
LG
W
P
P
1
2
EX+
EX–
VC2
3
E53
VVT Sensor (Bank 1 Exhaust Side)
1
2
EX+
EX–
VC2
3
E59
VVT Sensor (Bank 2 Exhaust Side)
1
2
VVR+
VVR–
VC
3
E54
VVT Sensor (Bank 1 Intake Side)
1
2
VVL+
VVL–
VC
3
E60
VVT Sensor (Bank 2 Intake Side)
Y
GR
LG
G
B
B
B
B

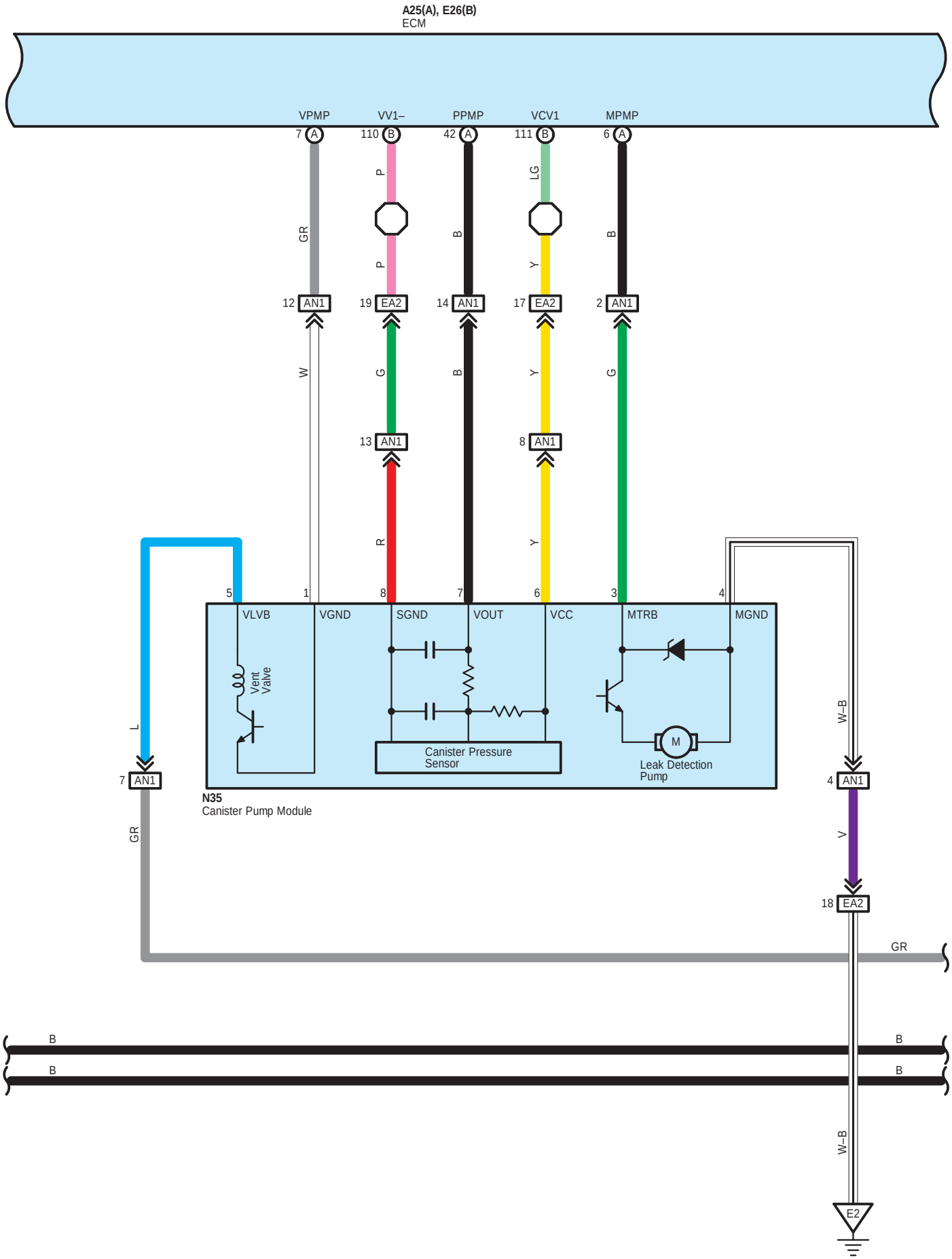
A25(A), E26(B)
ECM
VPMP
VV1–
PPMP
VCV1
MPMP
7 A
110 B
42 A
111 B
6 A
GR
P
P
B
LG
Y
B
12 AN1
19 EA2
14 AN1
17 EA2
2 AN1
W
G
B
Y
G
13 AN1
8 AN1
R
Y
5
1
8
7
6
3
4
VLVB
VGND
SGND
VOUT
VCC
MTRB
MGND
Vent Valve
Canister Pressure Sensor
M
Leak Detection Pump
L
7 AN1
N35
Canister Pump Module
GR
W–B
4 AN1
V
18 EA2
GR
B
B
B
B
W–B
E2

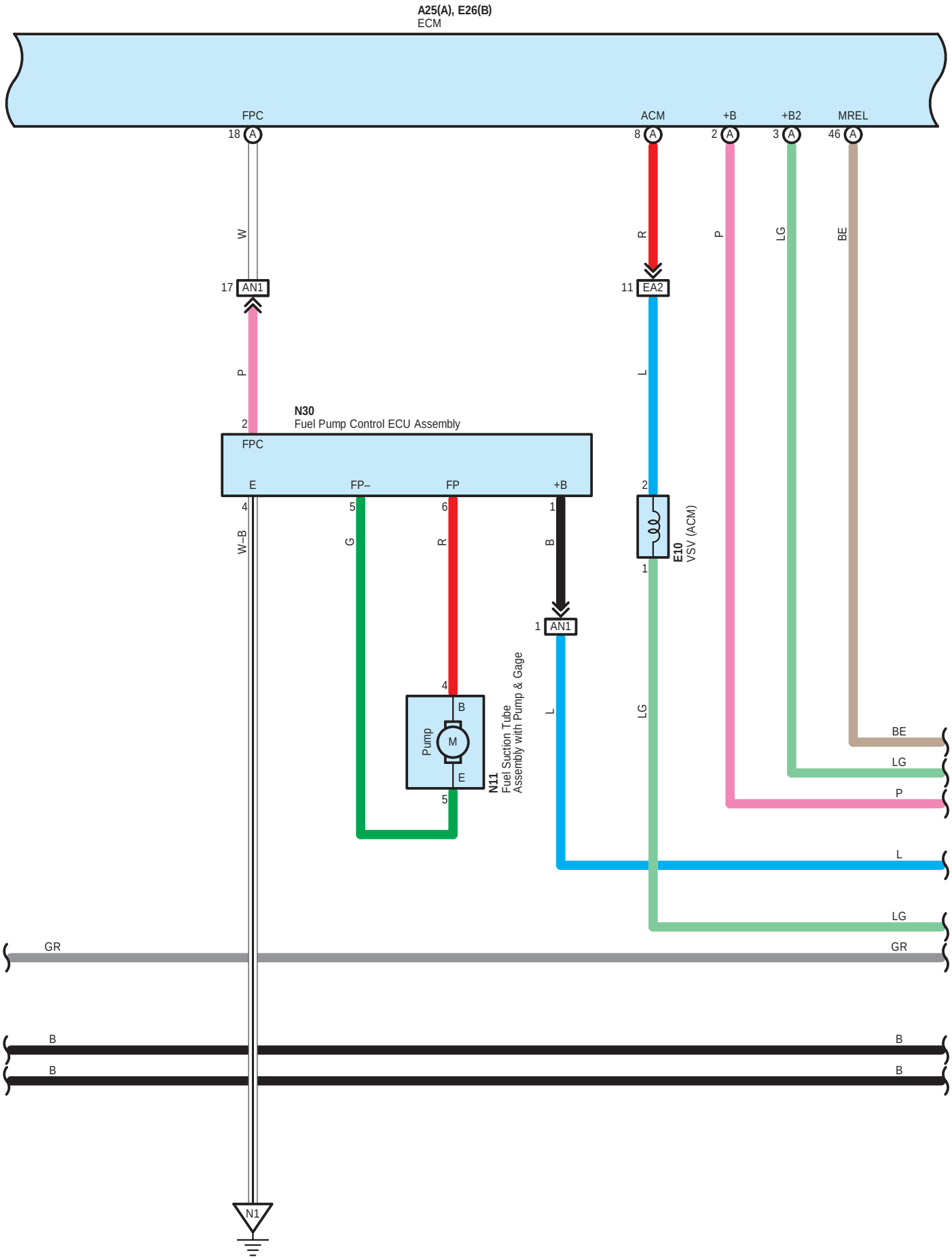
A25(A), E26(B)
ECM
FPC
ACM
+B
+B2
MREL
18 A
8 A
2 A
3 A
46 A
W
R
P
LG
BE
17 AN1
11 EA2
P
L
N30
Fuel Pump Control ECU Assembly
2
FPC
E
FP–
FP
+B
4
5
6
1
2
W–B
G
R
B
1
E10
VSV (ACM)
1 AN1
4
B
Pump
M
E
5
N11
Fuel Suction Tube
Assembly with Pump & Gage
L
LG
BE
LG
P
L
LG
GR
GR
B
B
B
B
N1

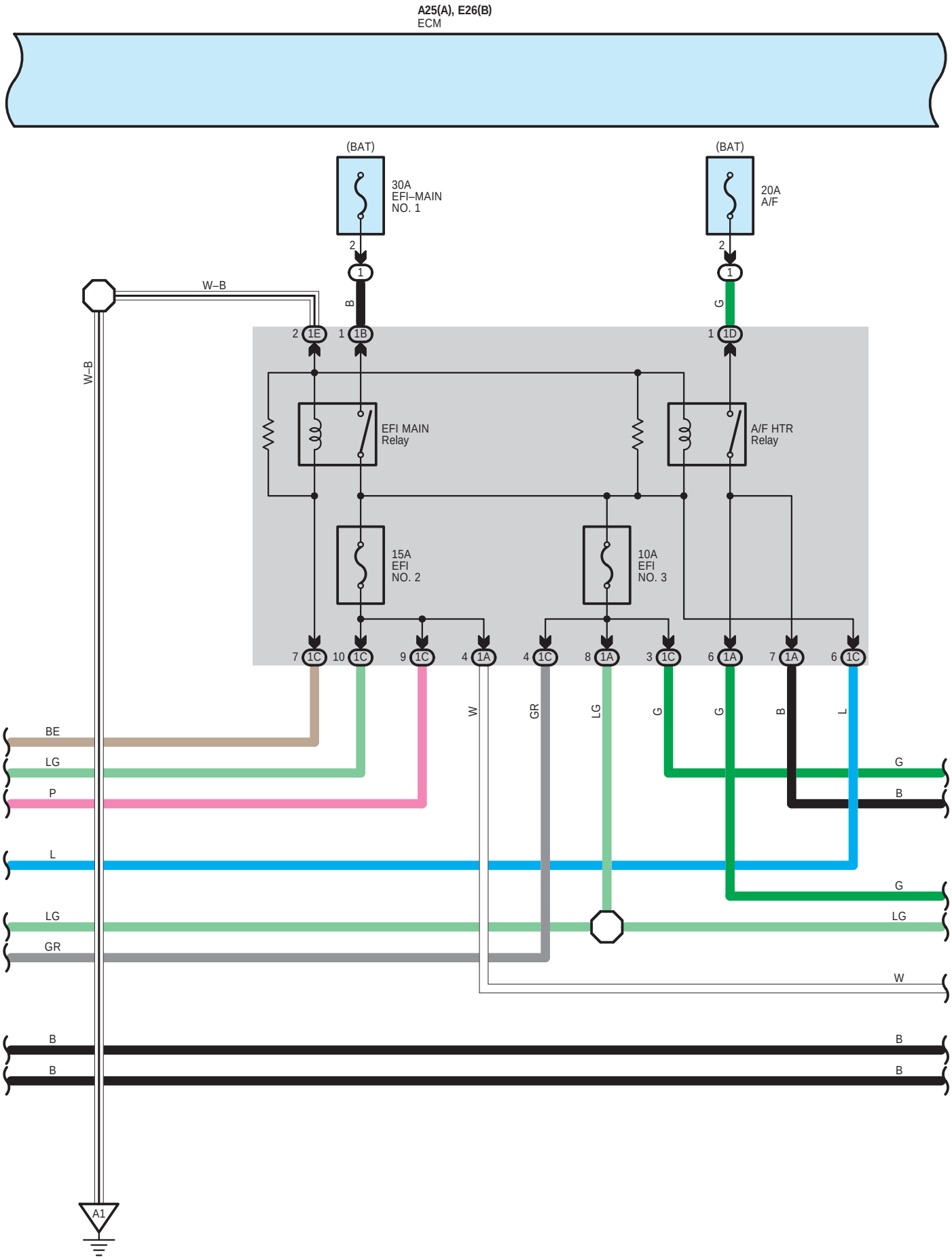
A25(A), E26(B)
ECM
(BAT)
30A
EFI–MAIN
NO. 1
(BAT)
20A
A/F
W–B
W–B
EFI MAIN
Relay
A/F HTR
Relay
15A
EFI
NO. 2
10A
EFI
NO. 3
BE
LG
P
L
LG
GR
B
B
G
B
G
LG
W
B
B
A1

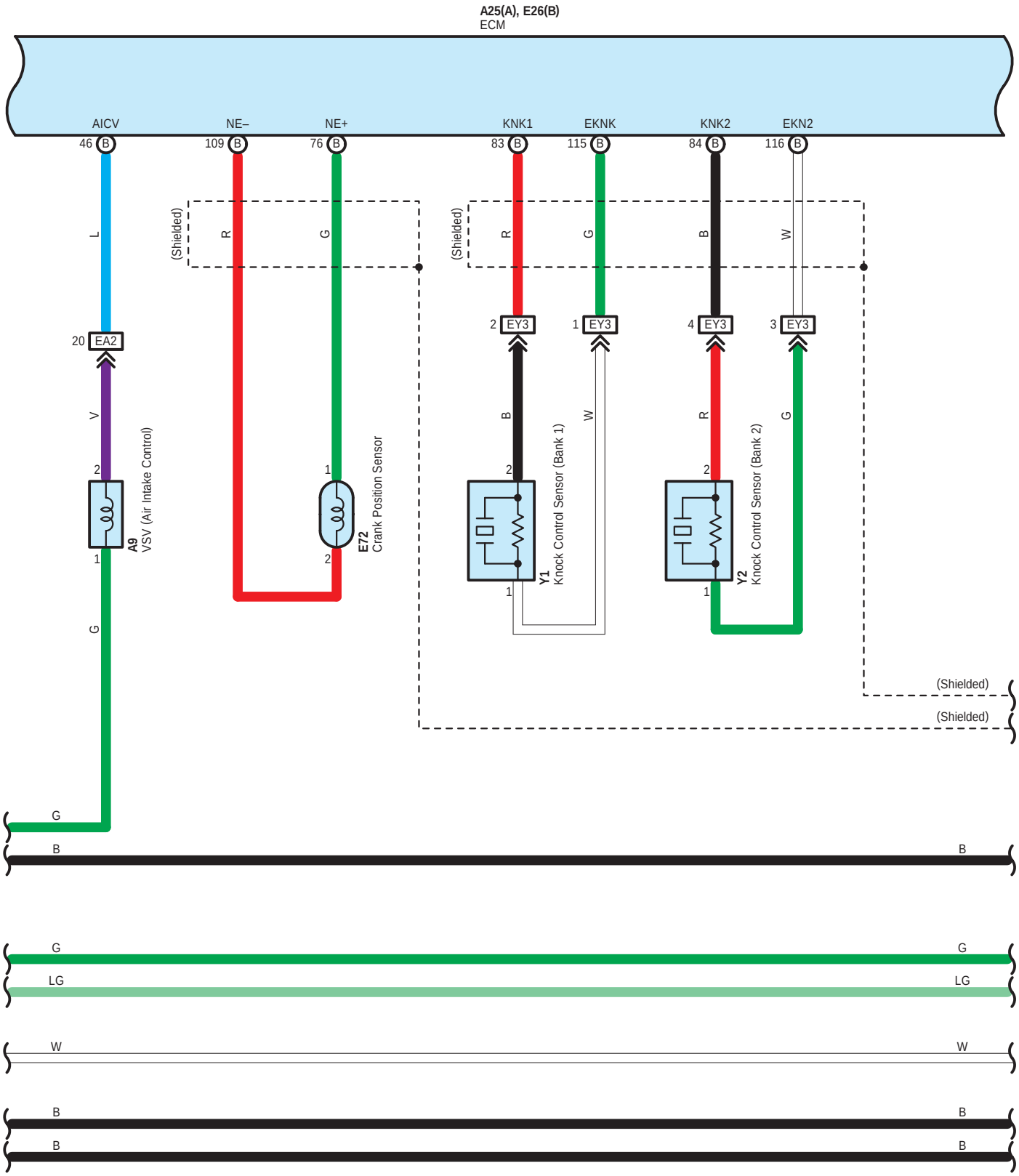
A25(A), E26(B)
ECM
AICV
NE–
NE+
KNK1
EKNK
KNK2
EKN2
46 B
109 B
76 B
83 B
115 B
84 B
116 B
(Shielded)
L
R
G
B
W
20 EA2
2 EY3
1 EY3
4 EY3
3 EY3
V
A9
VSV (Air Intake Control)
E72
Crank Position Sensor
Y1
Knock Control Sensor (Bank 1)
Y2
Knock Control Sensor (Bank 2)
LG

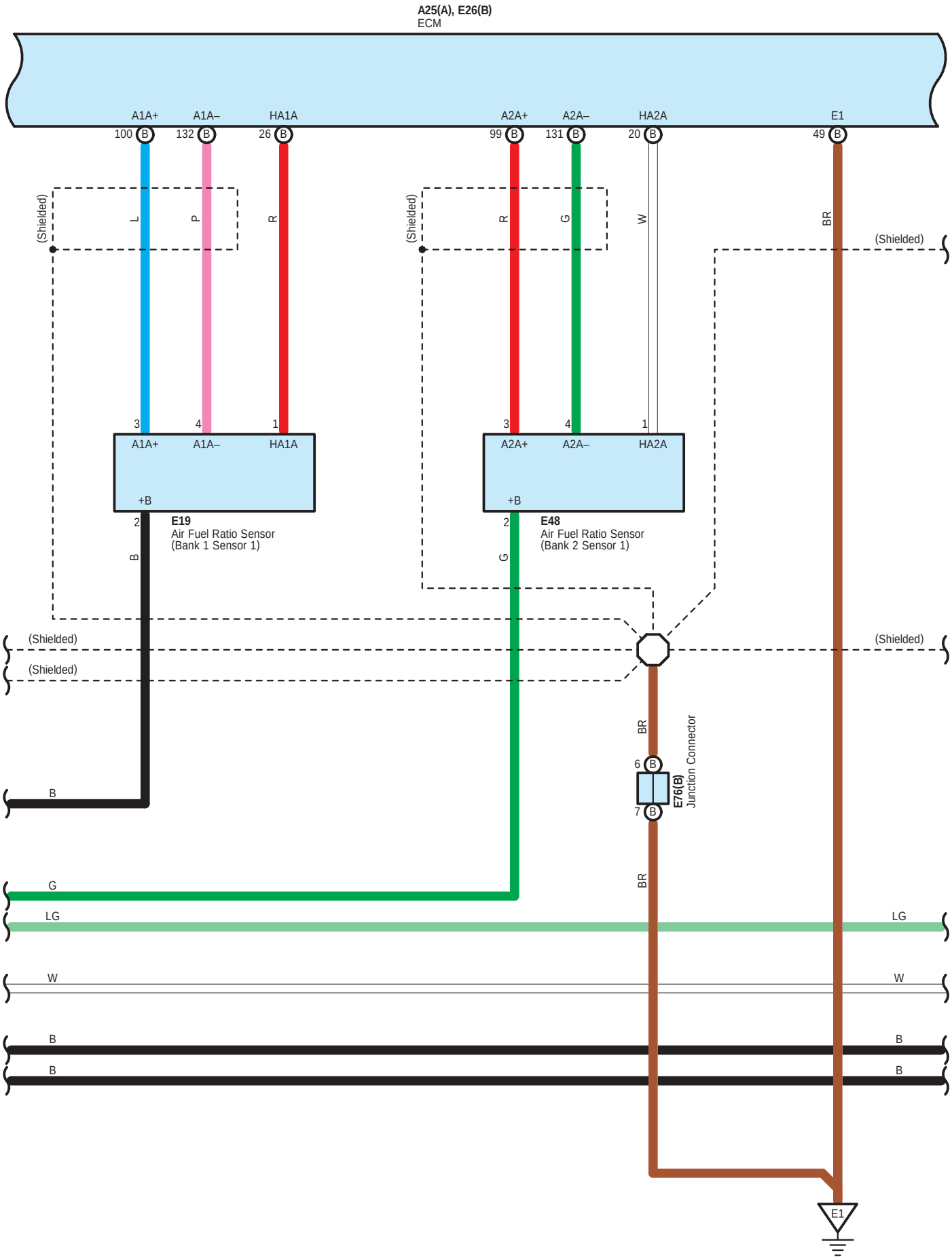
A25(A), E26(B)
ECM
A1A+
A1A–
HA1A
A2A+
A2A–
HA2A
E1
100 B
132 B
26 B
99 B
131 B
20 B
49 B
(Shielded)
L
P
R
R
G
W
BR
(Shielded)
3
4
1
3
4
1
A1A+
A1A–
HA1A
A2A+
A2A–
HA2A
+B
+B
2
2
E19
Air Fuel Ratio Sensor
(Bank 1 Sensor 1)
E48
Air Fuel Ratio Sensor
(Bank 2 Sensor 1)
B
G
(Shielded)
(Shielded)
(Shielded)
BR
6 B
7 B
E76(B)
Junction Connector
BR
B
G
LG
LG
W
W
B
B
B
B
E1

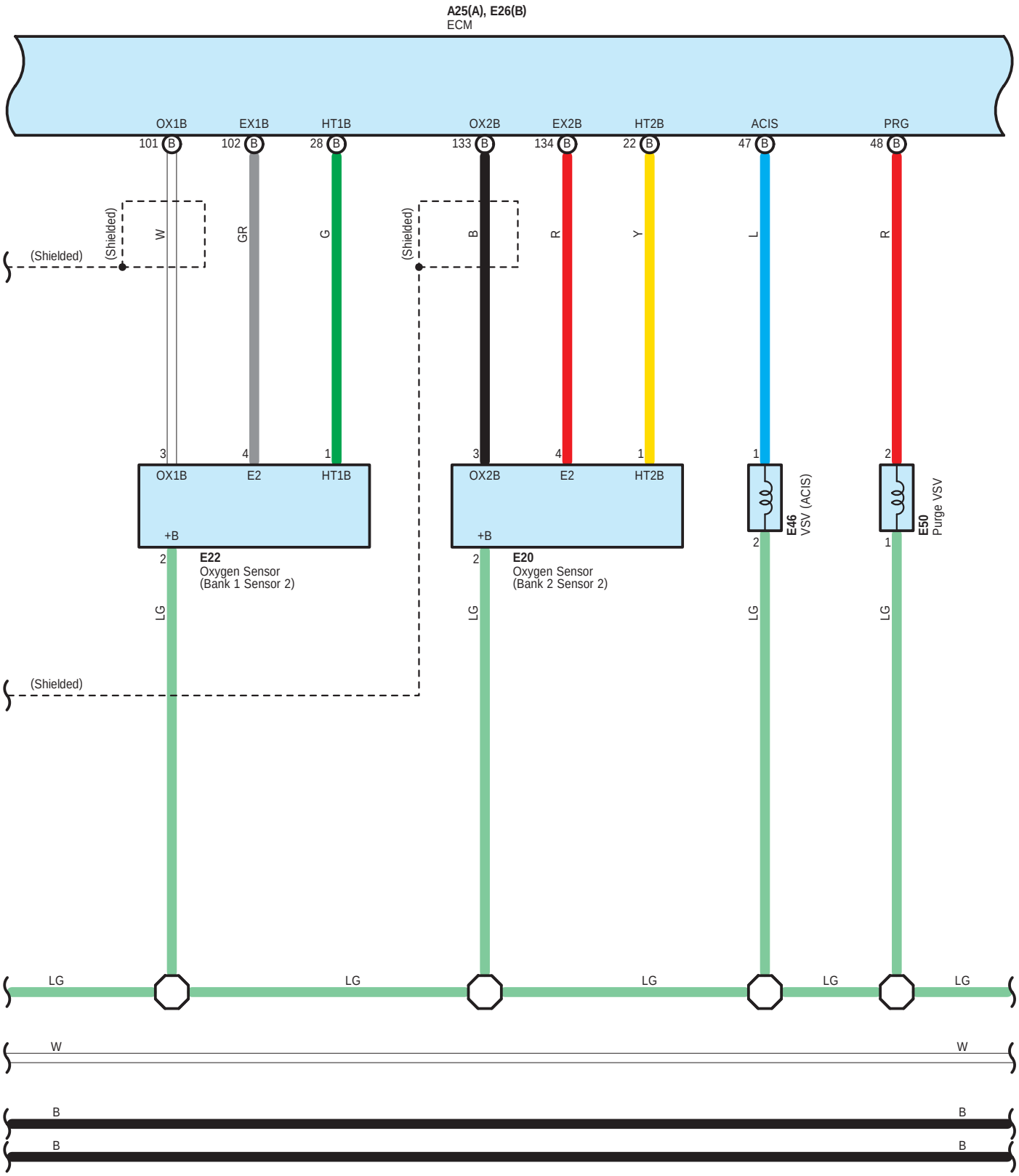
A25(A), E26(B)
ECM
OX1B
EX1B
HT1B
OX2B
EX2B
HT2B
ACIS
PRG
101 B
102 B
28 B
133 B
134 B
22 B
47 B
48 B
(Shielded)
W
GR
G
B
R
Y
L
R
3
4
1
OX1B
E2
HT1B
+B
2
E22
Oxygen Sensor
(Bank 1 Sensor 2)
OX2B
E2
HT2B
E20
Oxygen Sensor
(Bank 2 Sensor 2)
E46
VSV (ACIS)
E50
Purge VSV
LG

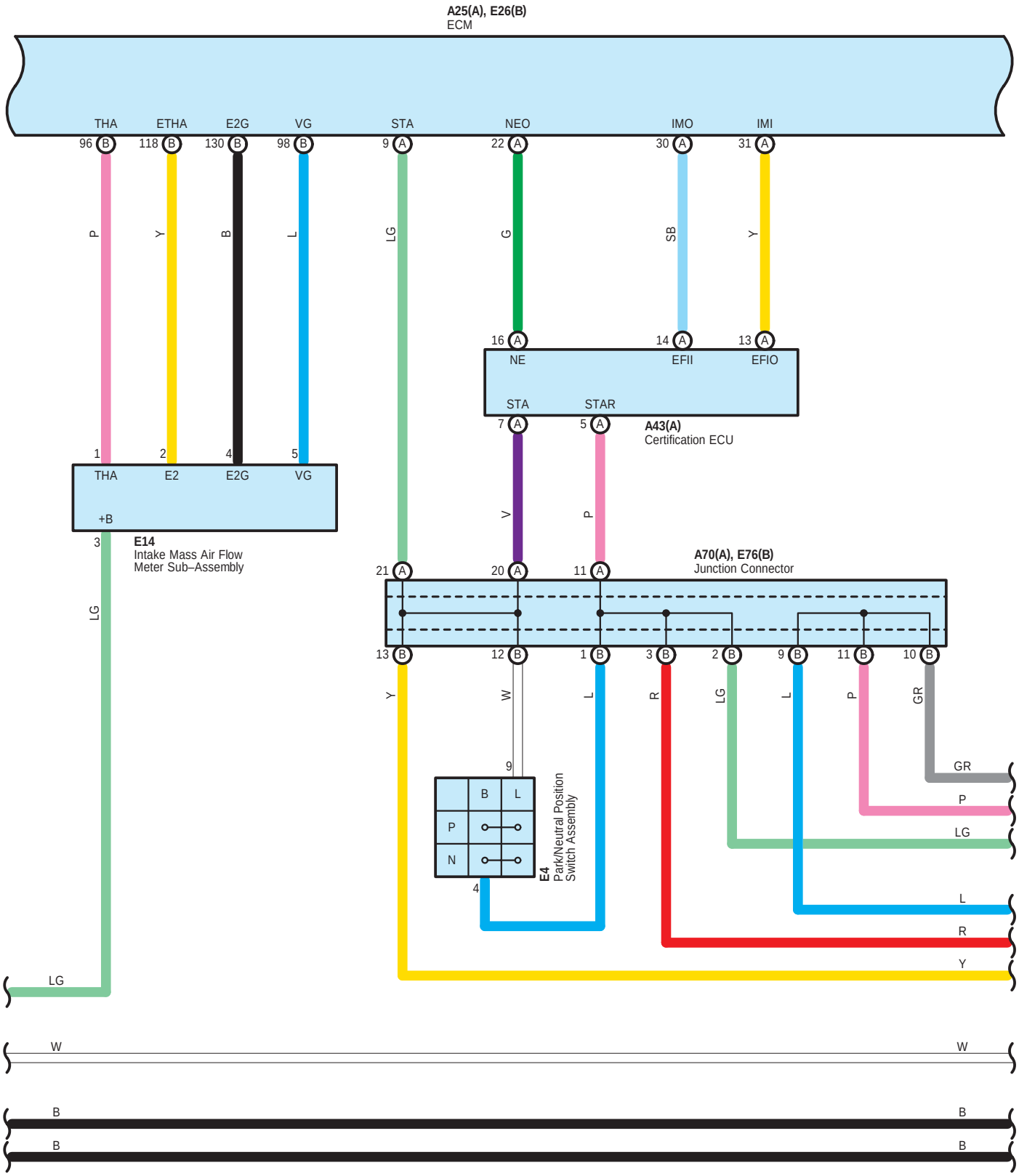
A25(A), E26(B)
ECM
THA
ETHA
E2G
VG
STA
NEO
IMO
IMI
96 B
118 B
130 B
98 B
9 A
22 A
30 A
31 A
P
Y
B
L
LG
G
SB
Y
16 A
14 A
13 A
NE
EFII
EFIO
STA
STAR
7 A
5 A
A43(A)
Certification ECU
1
2
4
5
THA
E2
E2G
VG
+B
3
E14
Intake Mass Air Flow
Meter Sub–Assembly
V
P
A70(A), E76(B)
Junction Connector
21 A
20 A
11 A
LG
13 B
12 B
1 B
3 B
2 B
9 B
11 B
10 B
Y
W
L
R
LG
L
P
GR
9
B
L
P
N
4
E4
Park/Neutral Position
Switch Assembly
GR
P
LG
L
R
Y
LG
W
W
B
B
B
B

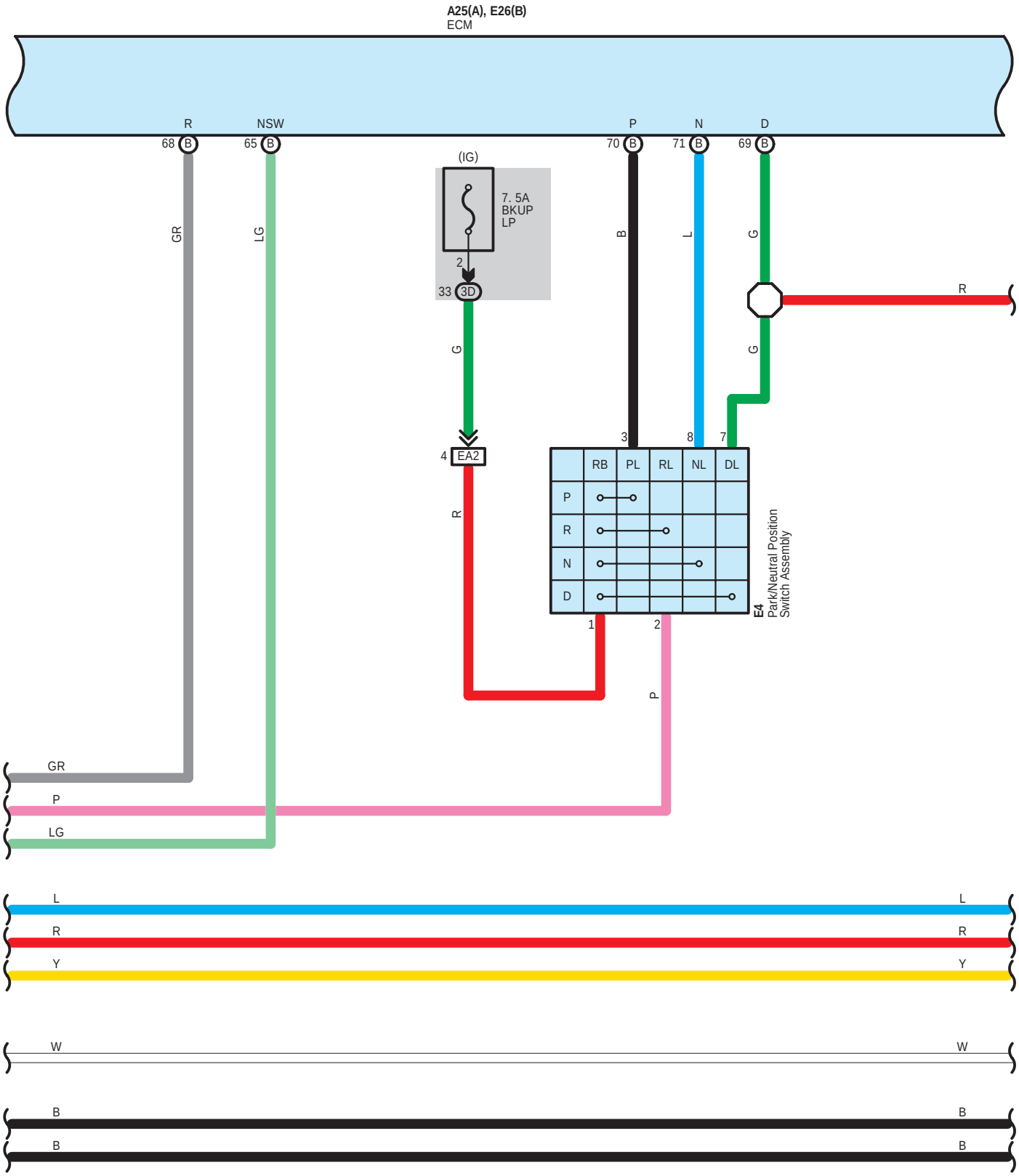
A25(A), E26(B)
ECM
R
NSW
P
N
D
68 B
65 B
70 B
71 B
69 B
(IG)
7. 5A
BKUP
LP
2
33 3D
GR
LG
B
L
G
R
G
G
4 EA2
R
3
8
7
RB
PL
RL
NL
DL
P
R
N
D
1
2
P
E4
Park/Neutral Position
Switch Assembly
GR
P
LG
L
L
R
R
Y
Y
W
W
B
B
B
B

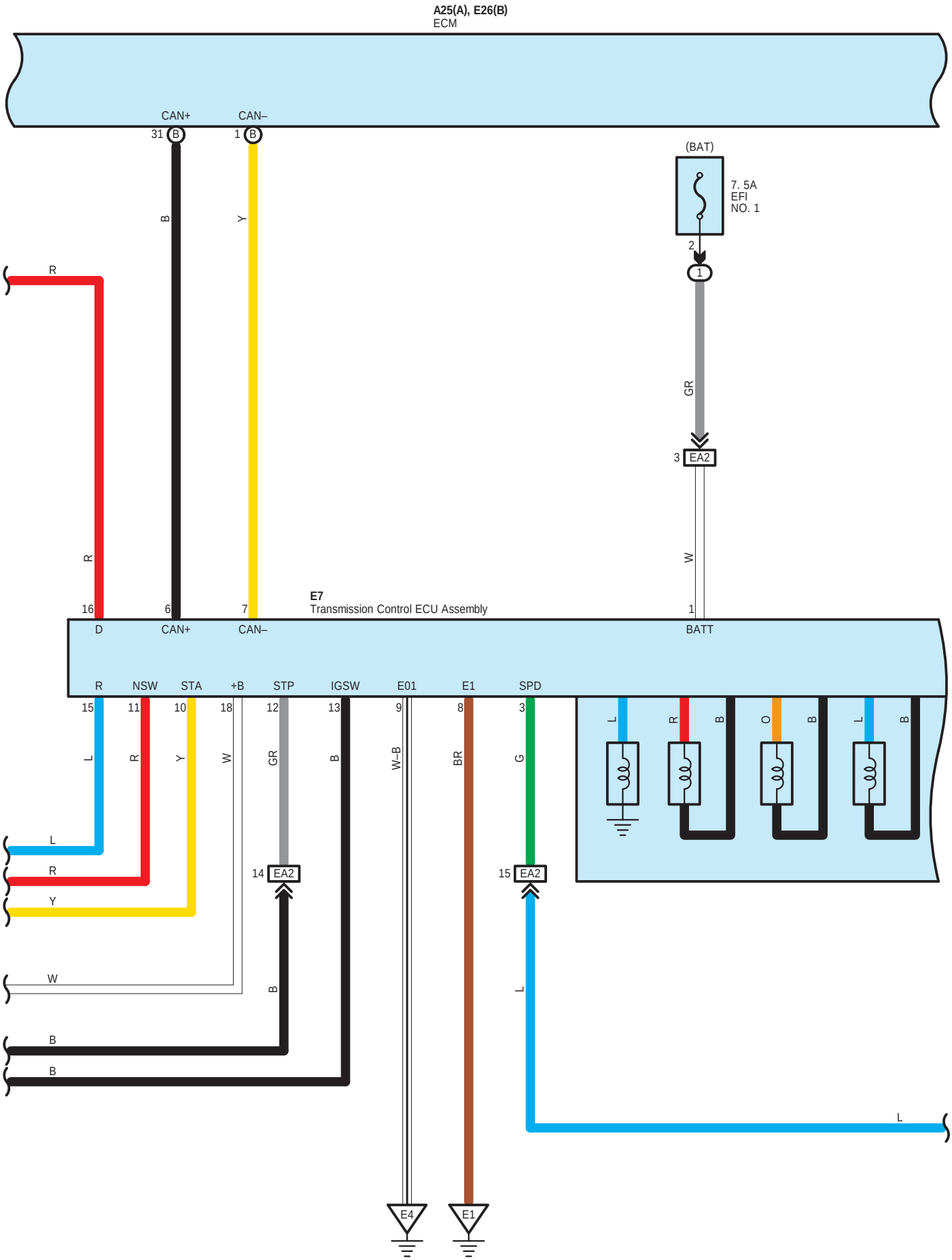
A25(A), E26(B)
ECM
CAN+
CAN–
31 B
1 B
B
Y
(BAT)
7. 5A
EFI
NO. 1
2
1
R
GR
3 EA2
W
R
16
6
7
1
E7
Transmission Control ECU Assembly
D
CAN+
CAN–
BATT
R
NSW
STA
+B
STP
IGSW
E01
E1
SPD
15
11
10
18
12
13
9
8
3
L
R
Y
W
GR
B
W–B
BR
G
L
R
B
O
B
L
B
L
R
Y
14 EA2
15 EA2
W
B
B
B
L
L
E4
E1

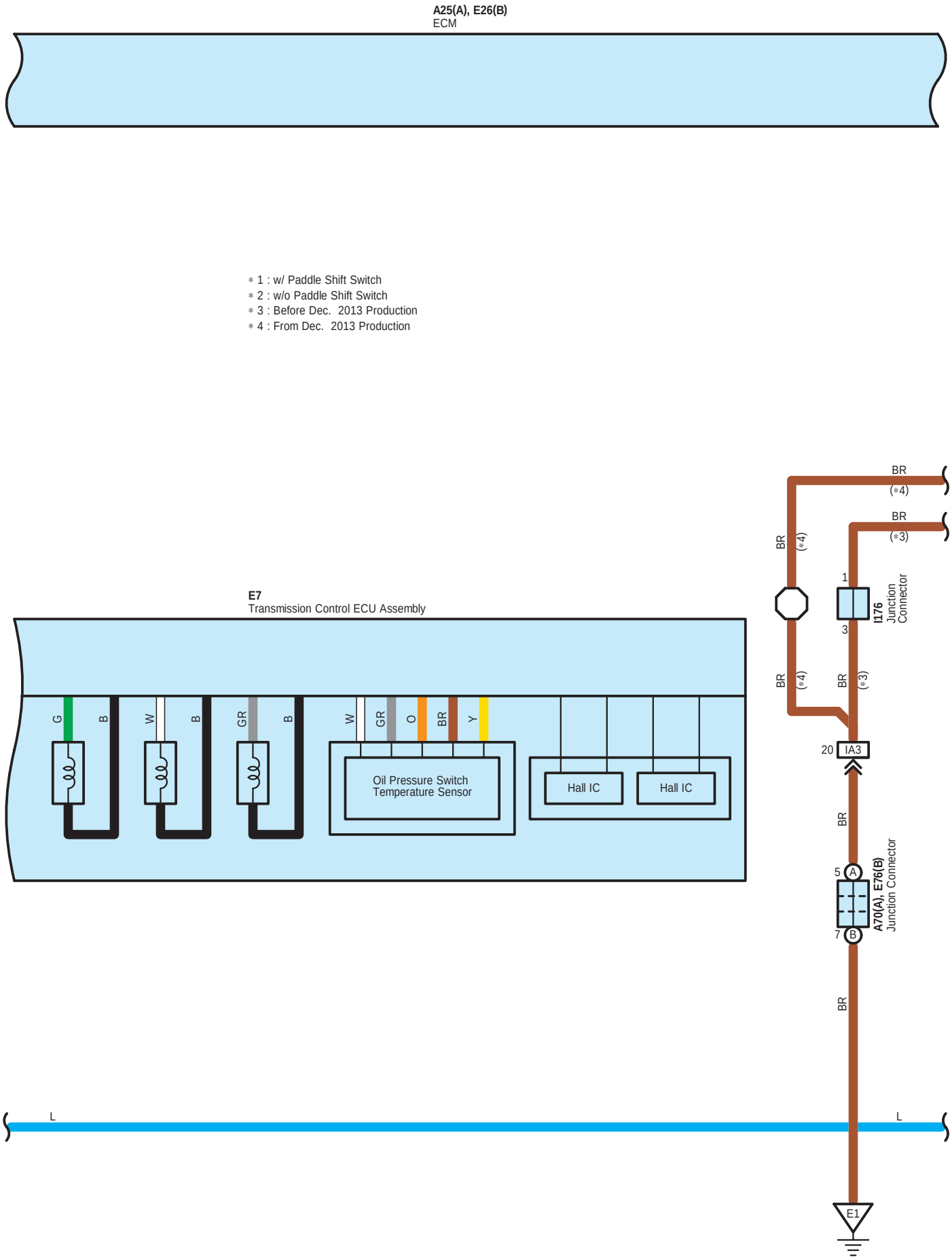
A25(A), E26(B)
ECM
∗ 1 : w/ Paddle Shift Switch
∗ 2 : w/o Paddle Shift Switch
∗ 3 : Before Dec. 2013 Production
∗ 4 : From Dec. 2013 Production
E7
Transmission Control ECU Assembly
G
B
W
B
GR
B
W
GR
O
BR
Y
Oil Pressure Switch
Temperature Sensor
Hall IC
Hall IC
BR
(∗4)
BR
(∗3)
BR
(∗4)
1
I176
Junction
Connector
3
BR
(∗4)
BR
(∗3)
20
IA3
BR
5
A
A70(A), E76(B)
Junction Connector
7
B
BR
L
L
E1

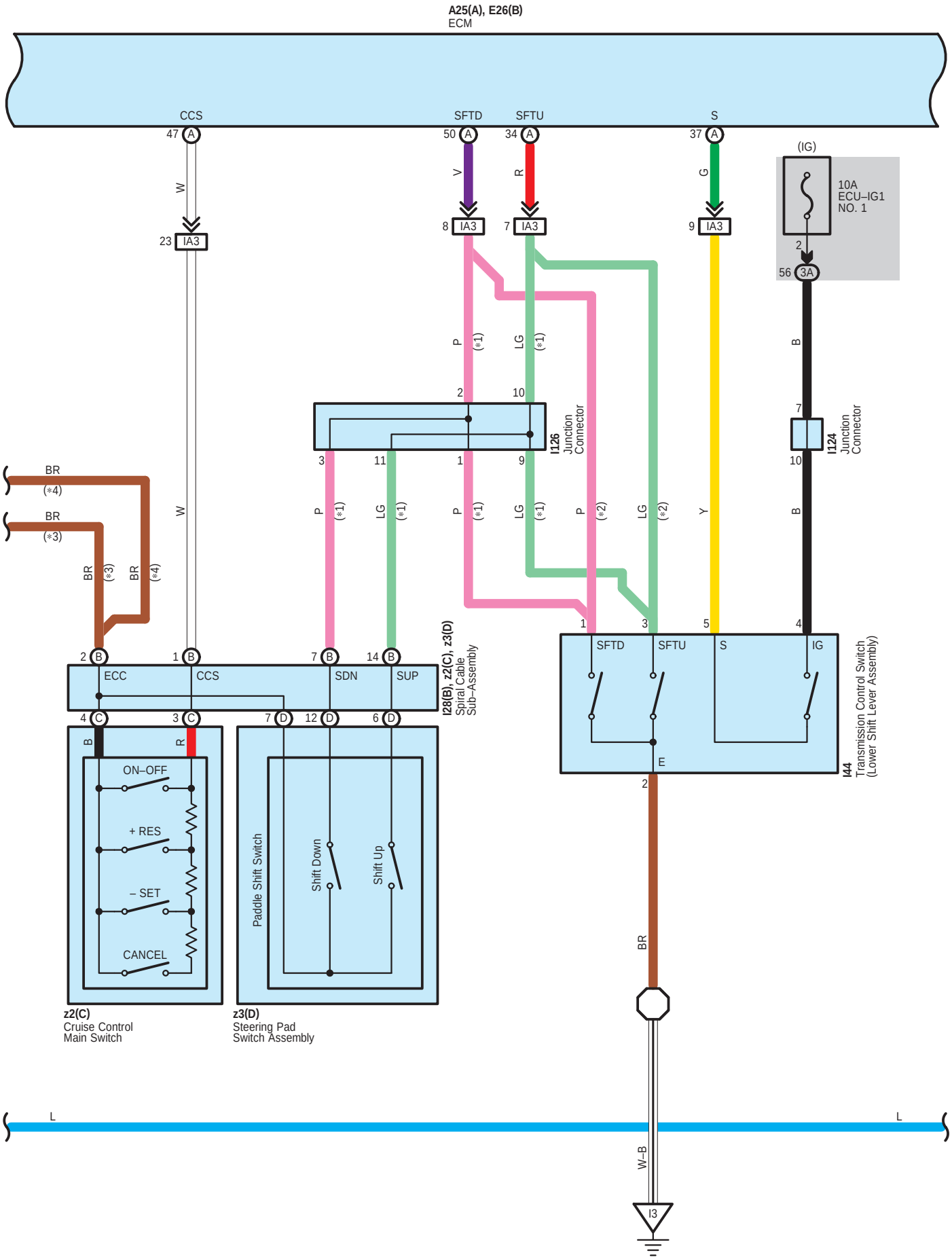
A25(A), E26(B)
ECM
CCS
SFTD
SFTU
S
47 A
50 A
34 A
37 A
W
V
R
G
23 IA3
8 IA3
7 IA3
9 IA3
(IG)
10A
ECU–IG1
NO. 1
2
56 3A
B
P (*1)
LG (*1)
2
10
I126
Junction
Connector
3
11
1
9
7
I124
Junction
Connector
10
BR
(*4)
BR
(*3)
W
P (*1)
LG (*1)
P (*1)
LG (*1)
P (*2)
LG (*2)
Y
B
BR (*3)
BR (*4)
1
3
5
4
2 B
1 B
7 B
14 B
ECC
CCS
SDN
SUP
I28(B), z2(C), z3(D)
Spiral Cable
Sub–Assembly
SFTD
SFTU
S
IG
E
I44
Transmission Control Switch
(Lower Shift Lever Assembly)
4 C
3 C
7 D
12 D
6 D
B
R
ON–OFF
+ RES
– SET
CANCEL
Paddle Shift Switch
Shift Down
Shift Up
2
BR
z2(C)
Cruise Control
Main Switch
z3(D)
Steering Pad
Switch Assembly
L
L
W–B
I3

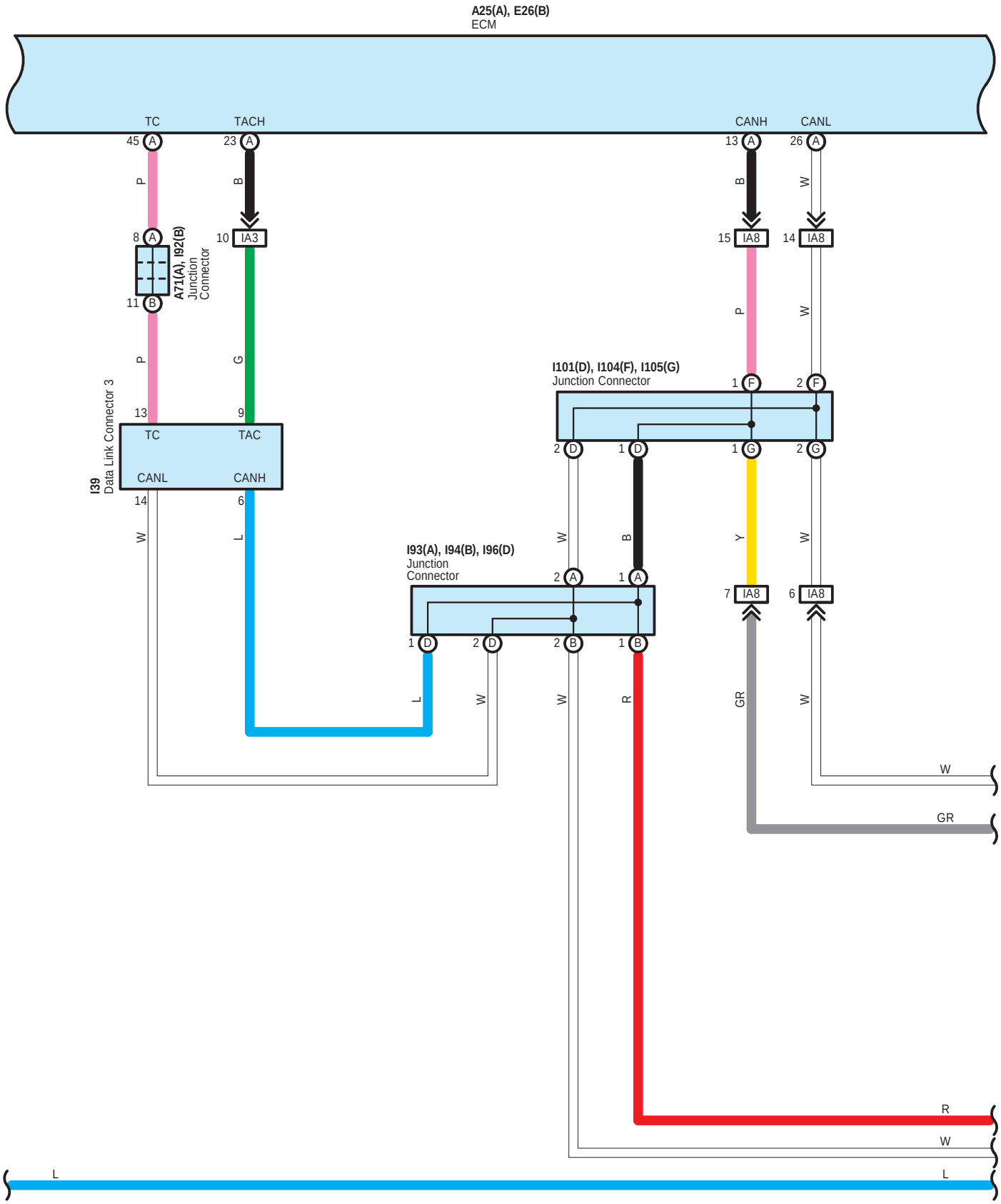
A25(A), E26(B)
ECM
TC
TACH
CANH
CANL
45 A
23 A
13 A
26 A
P
B
B
W
8 A
10 IA3
15 IA8
14 IA8
A71(A), I92(B)
Junction
Connector
11 B
P
G
P
W
I101(D), I104(F), I105(G)
Junction Connector
1 F
2 F
13
9
TC
TAC
CANL
CANH
I39
Data Link Connector 3
2 D
1 D
1 G
2 G
14
6
W
L
W
B
Y
W
I93(A), I94(B), I96(D)
Junction
Connector
2 A
1 A
7 IA8
6 IA8
1 D
2 D
2 B
1 B
L
W
W
R
GR
W
W
GR
R
W
L
L

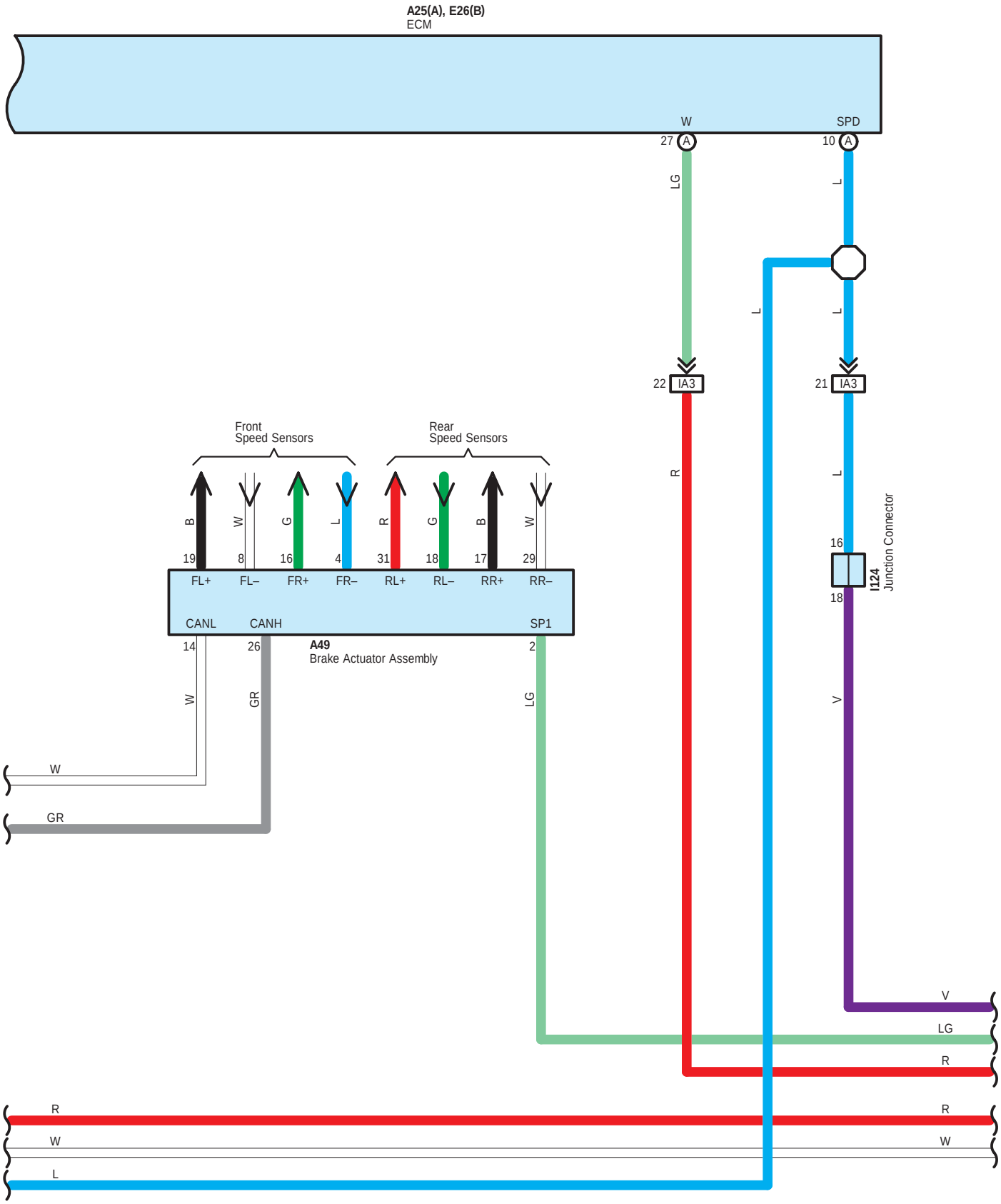
A25(A), E26(B)
ECM
W
SPD
27 A
10 A
LG
L
L
L
22 IA3
21 IA3
R
L
Front
Speed Sensors
Rear
Speed Sensors
B
W
G
L
R
G
B
W
19
8
16
4
31
18
17
29
FL+
FL–
FR+
FR–
RL+
RL–
RR+
RR–
CANL
CANH
SP1
14
26
2
A49
Brake Actuator Assembly
16
18
I124
Junction Connector
W
GR
LG
V
W
GR
V
LG
R
R
W
L
R
W

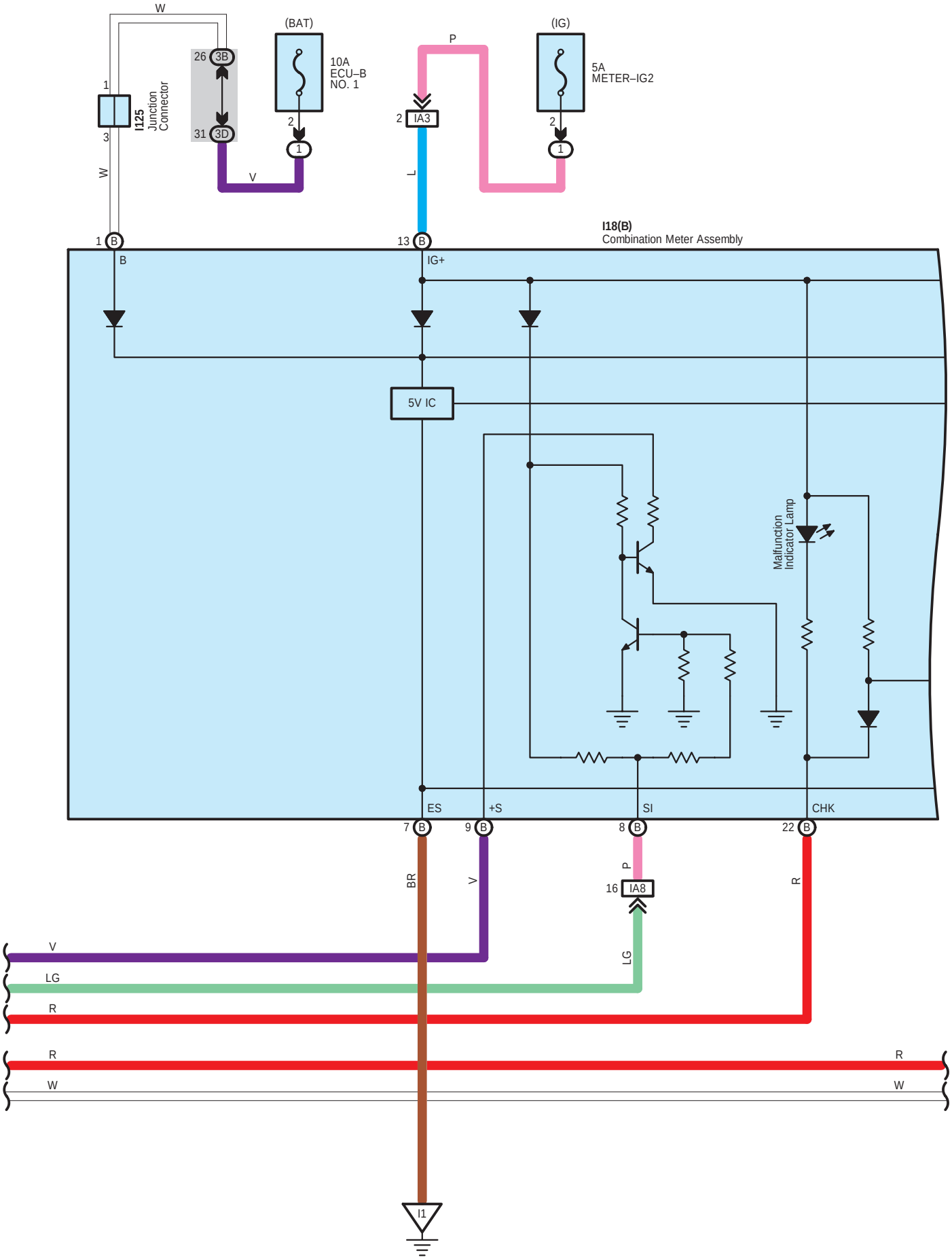
W
(BAT)
10A
ECU–B
NO. 1
26 3B
31 3D
1
3
I125
Junction
Connector
W
V
2
1
P
(IG)
5A
METER–IG2
2 IA3
L
I18(B)
Combination Meter Assembly
1 B
B
13 B
IG+
5V IC
Malfunction
Indicator Lamp
ES
+S
SI
CHK
7 B
9 B
8 B
22 B
BR
V
P
16 IA8
R
V
LG
R
R
W
R
W
I1

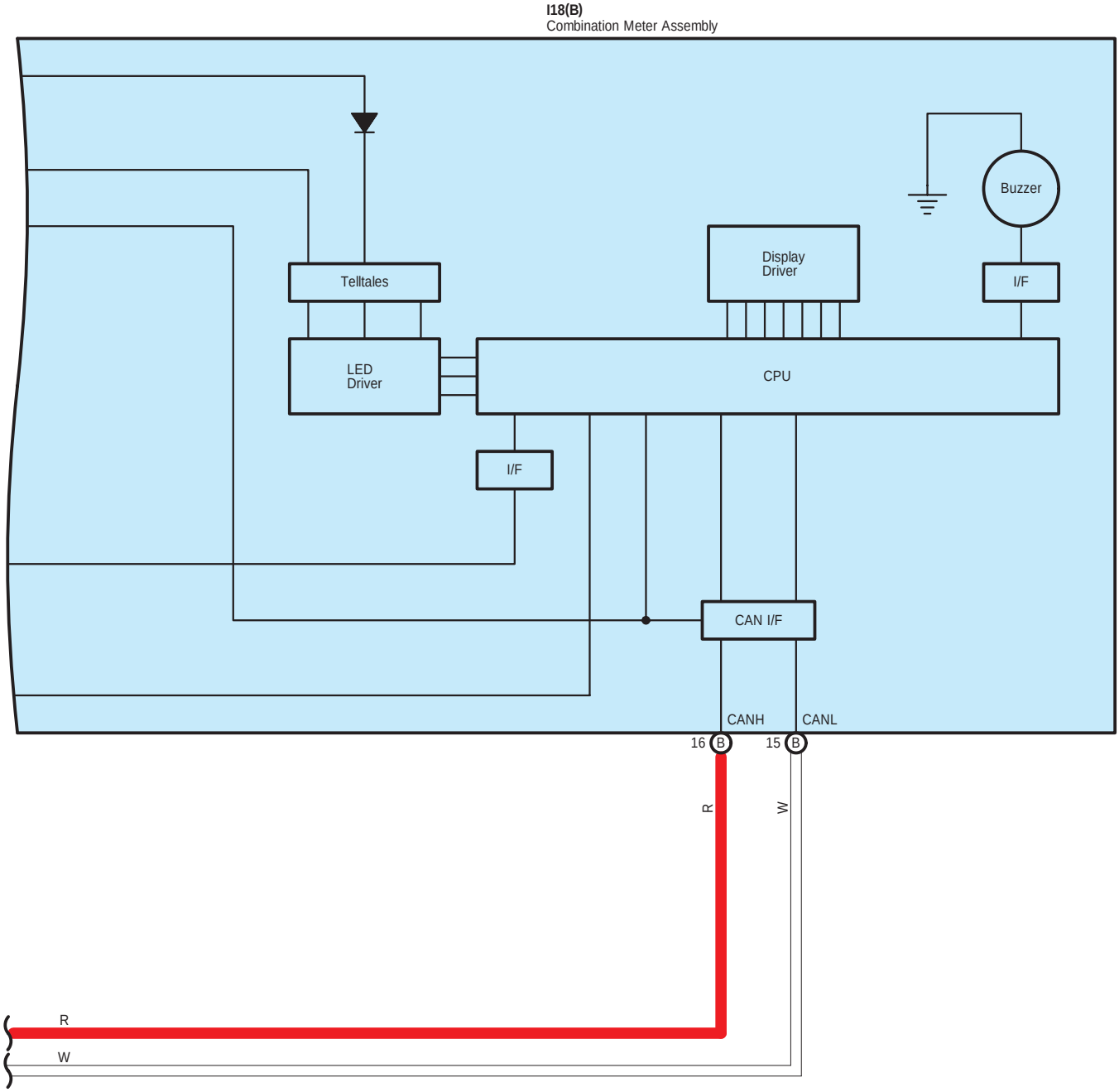
I18(B)
Combination Meter Assembly
Buzzer
Display Driver
Telltales
I/F
LED Driver
CPU
I/F
CAN I/F
CANH
CANL
16 B
15 B
R
W
R
W

A 9
Black

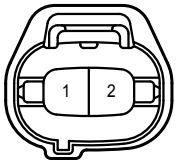

A 10
Black

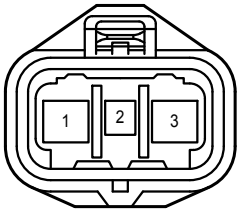

A 25
Black

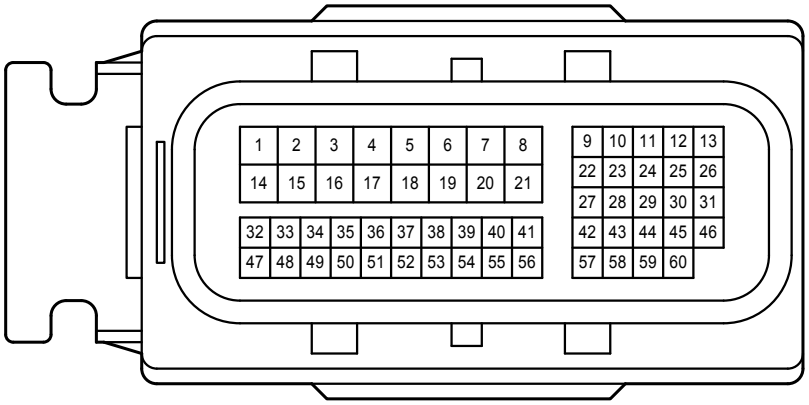

A 33
White

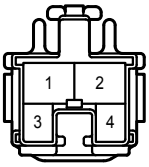

A 36
Black



A 43
White

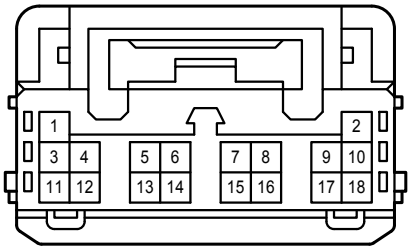

A 49
Black

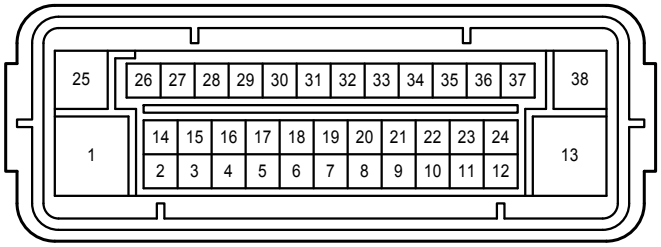

A 70
White

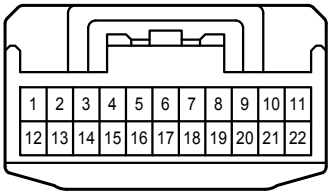

A 71
Gray



A 73
Gray

E 4
Gray

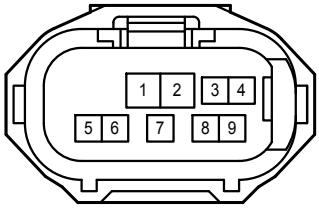

E 7
Gray

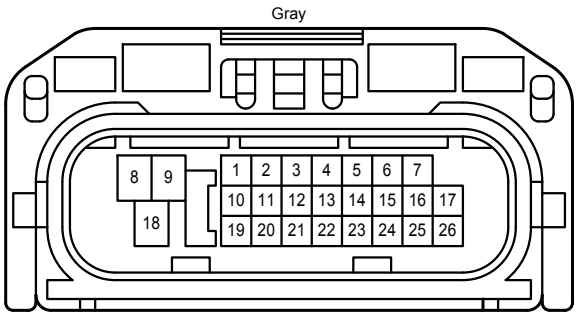

E 10
Black

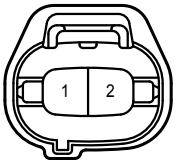

E 14
Black

E 16
Black

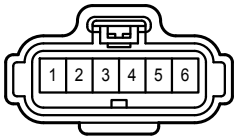

E 19
Dark Gray

E 20
Black

E 22
Dark Gray

E 26
Black

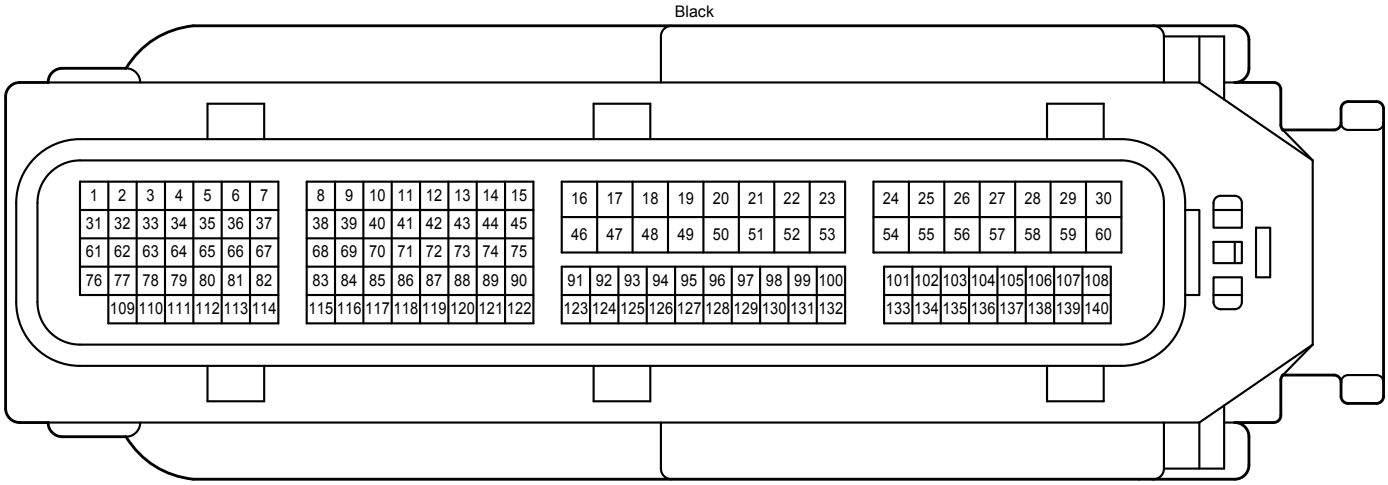

E 30
Gray

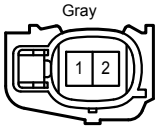

E 32
Gray

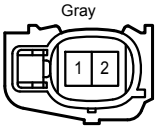

E 33
Gray

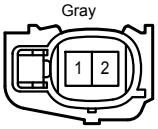

E 34
Gray

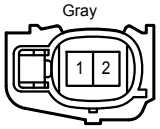

E 35
Gray

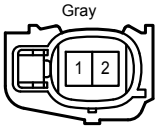

E 36
Gray

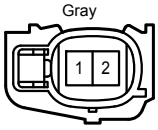

E 37
Black

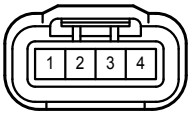

E 38
Black

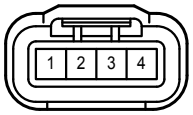

E 39
Black

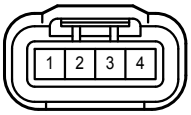

E 41
Black

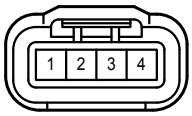

E 42
Black

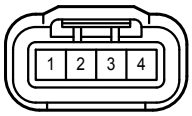

E 44
Black

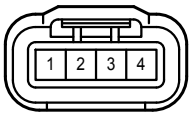

E 46
Gray

E 47
Black

E 48
Dark Gray

E 50
Black

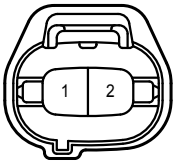

E 53
Black



E 54
Black



E 57
Black

E 58
Black

E 59
Black



E 60
Black



E 61
Black

E 62
Black

E 70
Black

E 72
Black



E 76
White

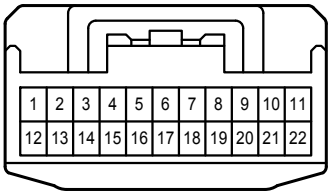

I 18
Black

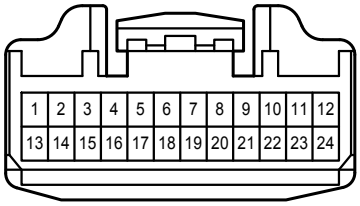

I 28
Black

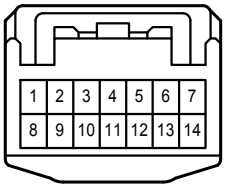

I 39
White

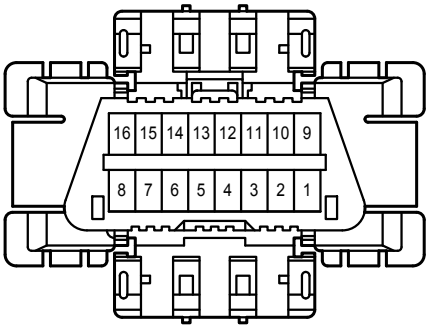

I 44
White

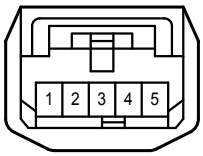

I 92
Gray



I 93
White

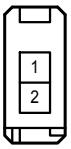

I 94
White

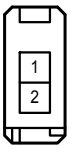

I 96
White

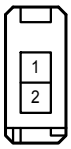

I101
White

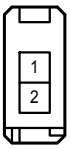

I104
White

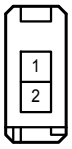

I105
White

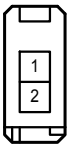

I124
White

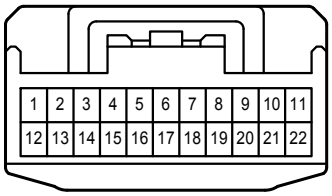

I125
Gray

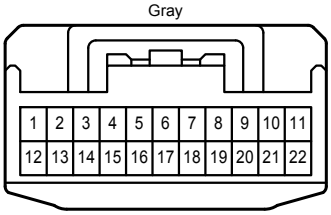

I126
White

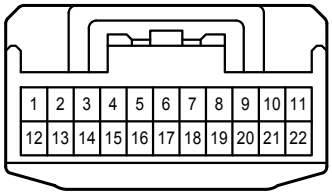

I176
White

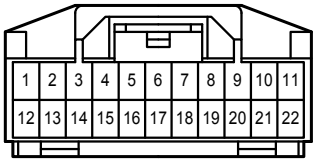

N 11
White

N 30
Black

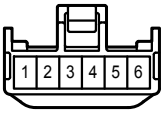

N 35
Black

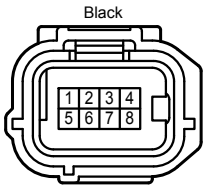

Y 1
Black

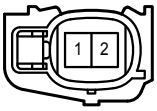

Y 2
Gray

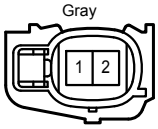

z 2
White

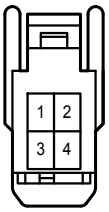

z 3
Black



1A
White

1B
White

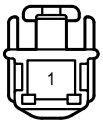

1C
White

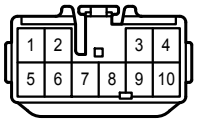

1D
White



1E
White

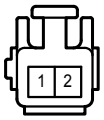

3A
White

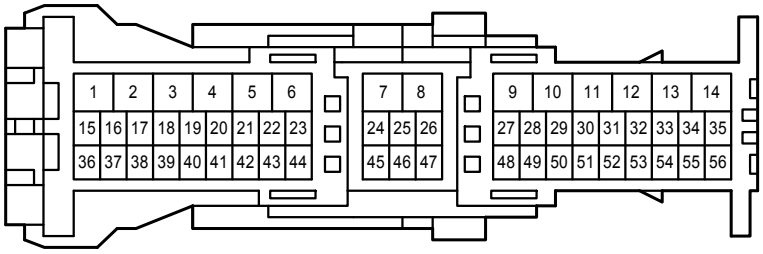

3B
White

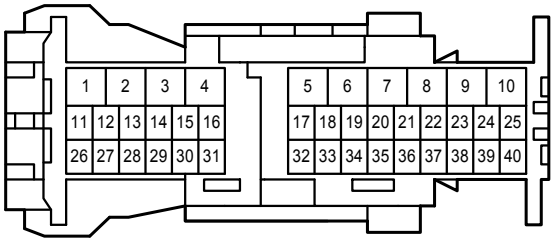

3D
White

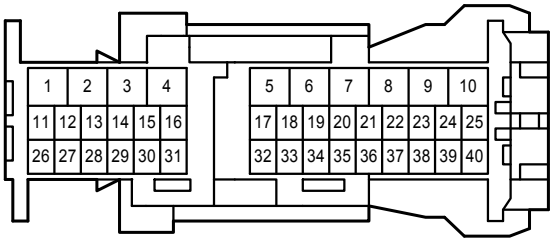

AN1
White

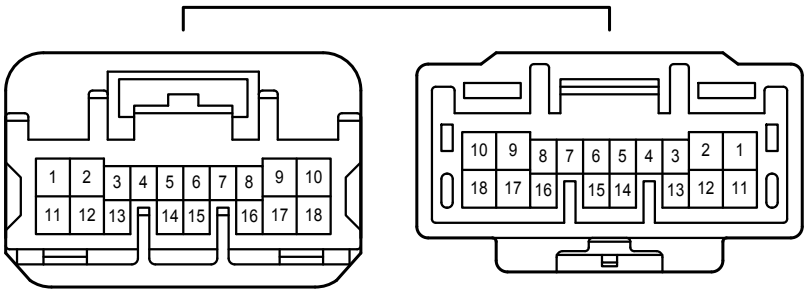

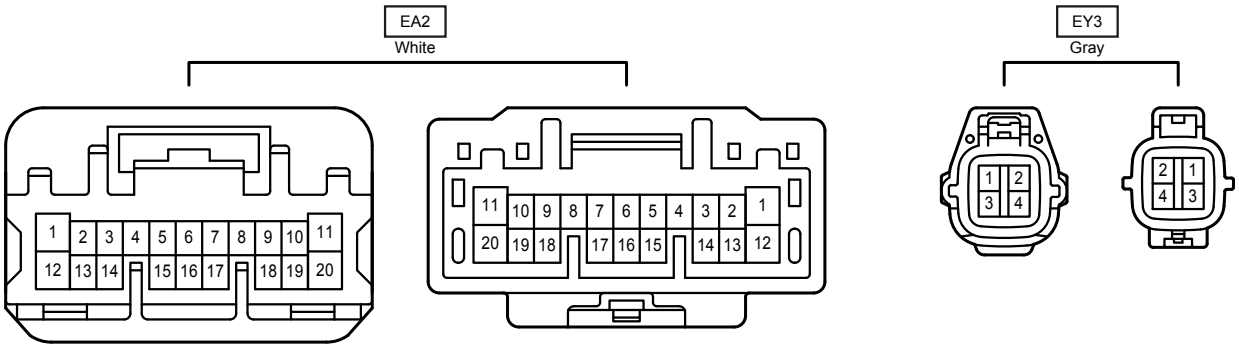
EA2
White
1 2 3 4 5 6 7 8 9 10 11
12 13 14 15 16 17 18 19 20
11 10 9 8 7 6 5 4 3 2 1
20 19 18 17 16 15 14 13 12
EY3
Gray
1 2
3 4
2 1
4 3

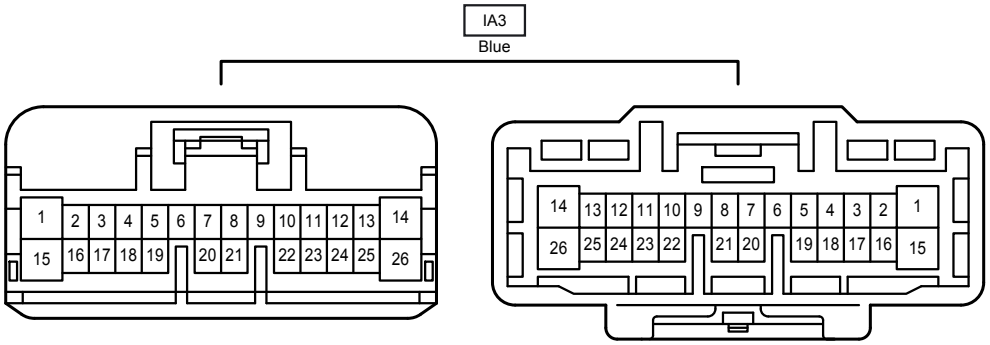
IA3
Blue
1 2 3 4 5 6 7 8 9 10 11 12 13 14
15 16 17 18 19 20 21 22 23 24 25 26
14 13 12 11 10 9 8 7 6 5 4 3 2 1
26 25 24 23 22 21 20 19 18 17 16 15

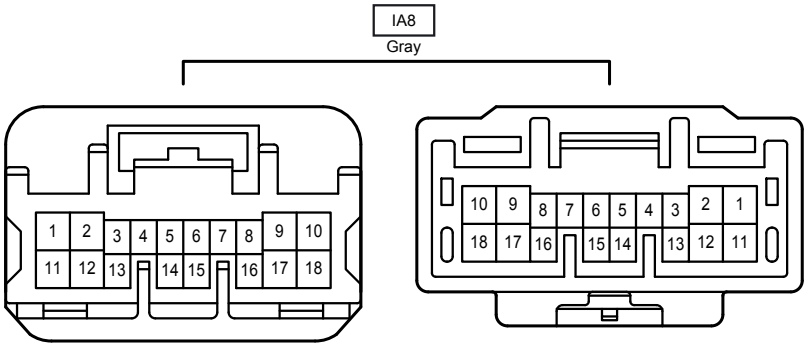
IA8
Gray
1 2 3 4 5 6 7 8 9 10
11 12 13 14 15 16 17 18
10 9 8 7 6 5 4 3 2 1
18 17 16 15 14 13 12 11