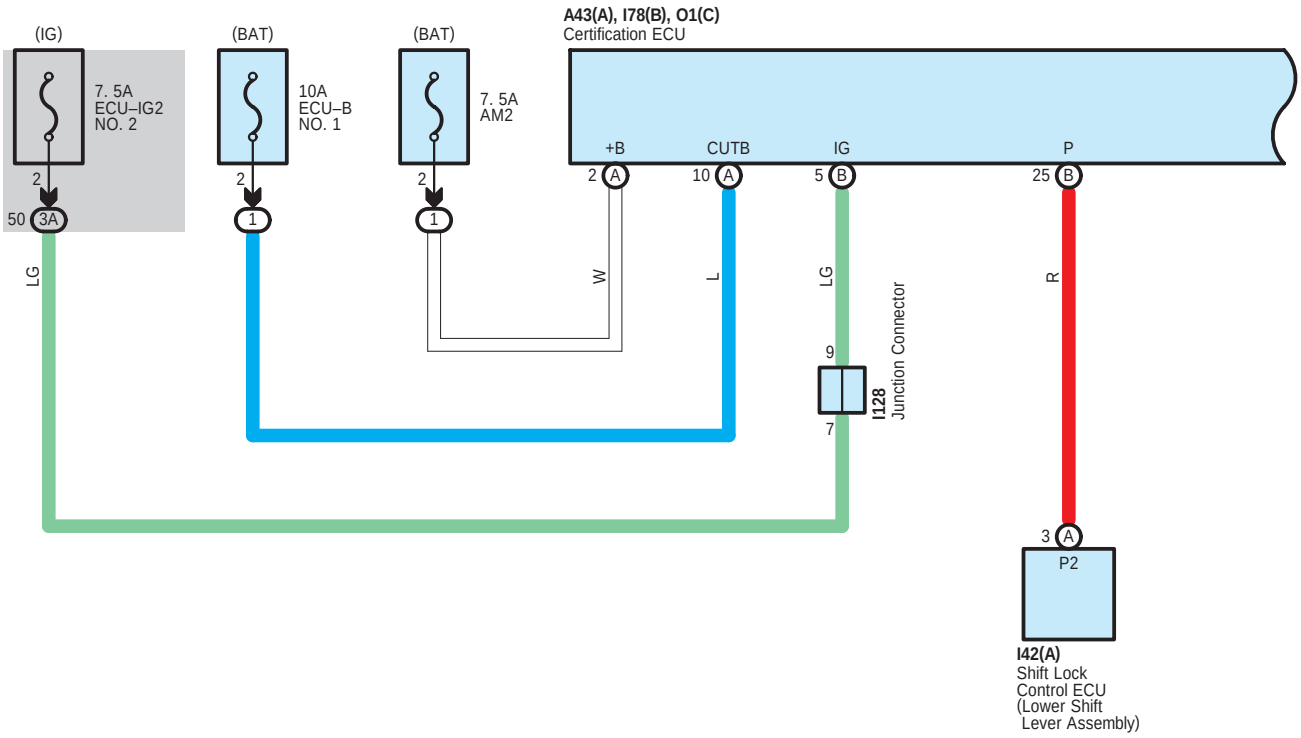
(IG)
7. 5A
ECU–IG2
NO. 2
2
50 3A
LG
(BAT)
10A
ECU–B
NO. 1
2
1
(BAT)
7. 5A
AM2
2
1
W
L
A43(A), I78(B), O1(C)
Certification ECU
+B
2 A
CUTB
10 A
IG
5 B
P
25 B
LG
9
7
I128
Junction Connector
R
3 A
P2
I42(A)
Shift Lock
Control ECU
(Lower Shift
Lever Assembly)

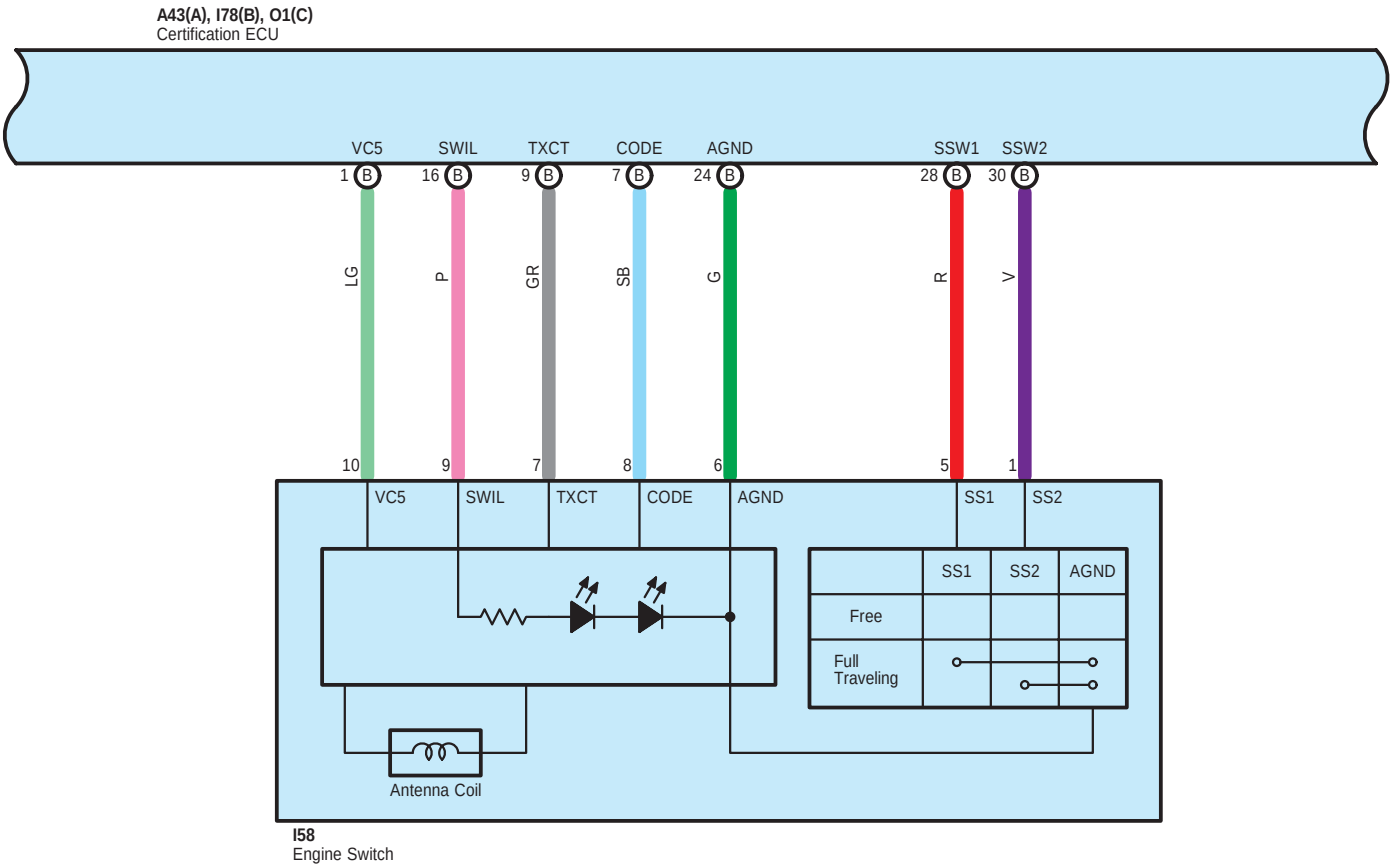
A43(A), I78(B), O1(C)
Certification ECU
VC5
SWIL
TXCT
CODE
AGND
SSW1
SSW2
1 B
16 B
9 B
7 B
24 B
28 B
30 B
LG
P
GR
SB
G
R
V
10
9
7
8
6
5
1
VC5
SWIL
TXCT
CODE
AGND
SS1
SS2
SS1
SS2
AGND
Free
Full Traveling
Antenna Coil
I58
Engine Switch

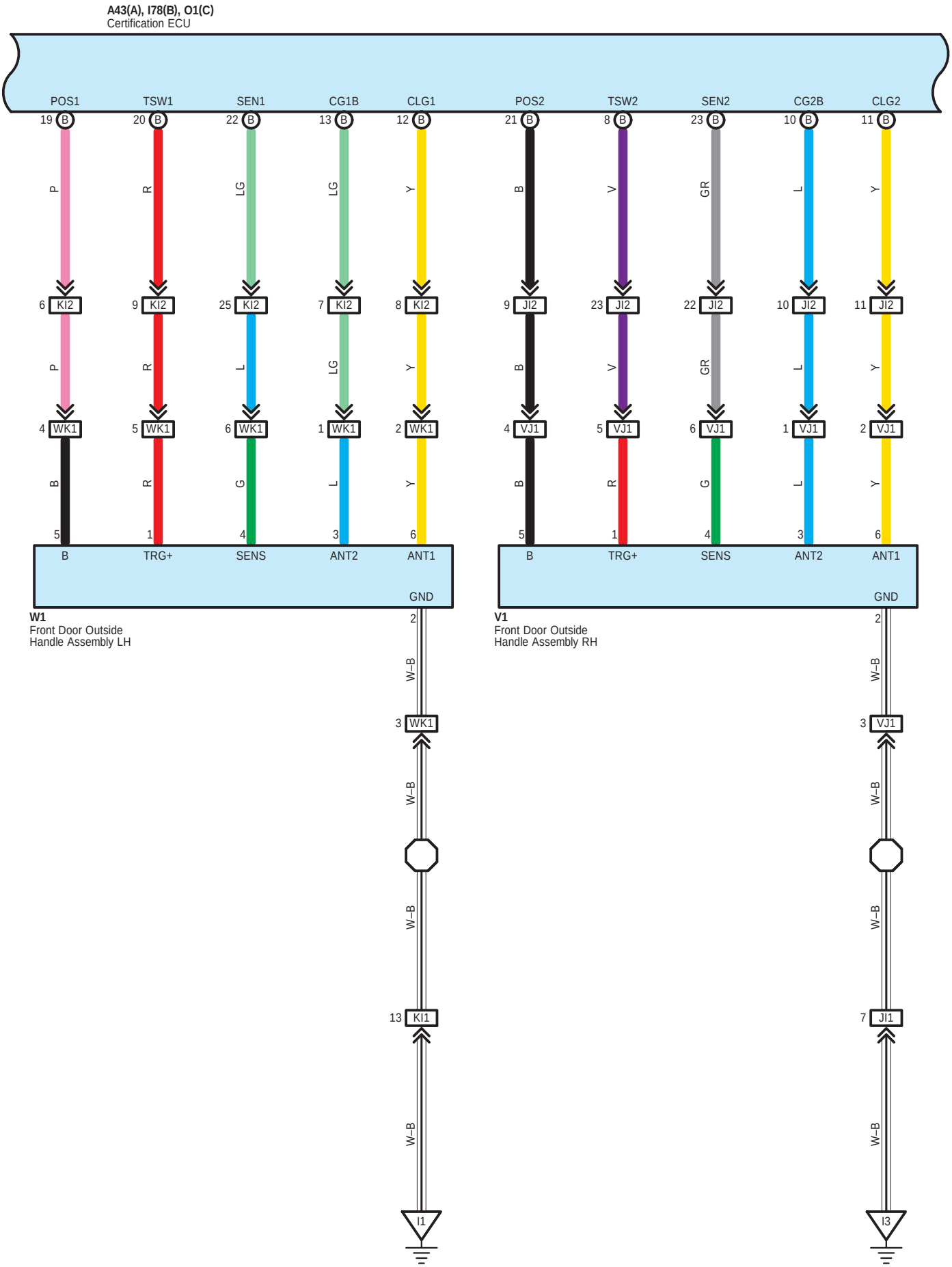
A43(A), I78(B), O1(C)
Certification ECU
POS1
TSW1
SEN1
CG1B
CLG1
POS2
TSW2
SEN2
CG2B
CLG2
19 B
20 B
22 B
13 B
12 B
21 B
8 B
23 B
10 B
11 B
P
R
LG
LG
Y
B
V
GR
L
Y
6 KI2
9 KI2
25 KI2
7 KI2
8 KI2
9 JI2
23 JI2
22 JI2
10 JI2
11 JI2
P
R
L
LG
Y
B
V
GR
L
Y
4 WK1
5 WK1
6 WK1
1 WK1
2 WK1
4 VJ1
5 VJ1
6 VJ1
1 VJ1
2 VJ1
B
R
G
L
Y
B
R
G
L
Y
5
1
4
3
6
5
1
4
3
6
B
TRG+
SENS
ANT2
ANT1
B
TRG+
SENS
ANT2
ANT1
GND
GND
W1
Front Door Outside
Handle Assembly LH
V1
Front Door Outside
Handle Assembly RH
2
W–B
3 WK1
W–B
W–B
13 KI1
W–B
I1
2
W–B
3 VJ1
W–B
W–B
7 JI1
W–B
I3

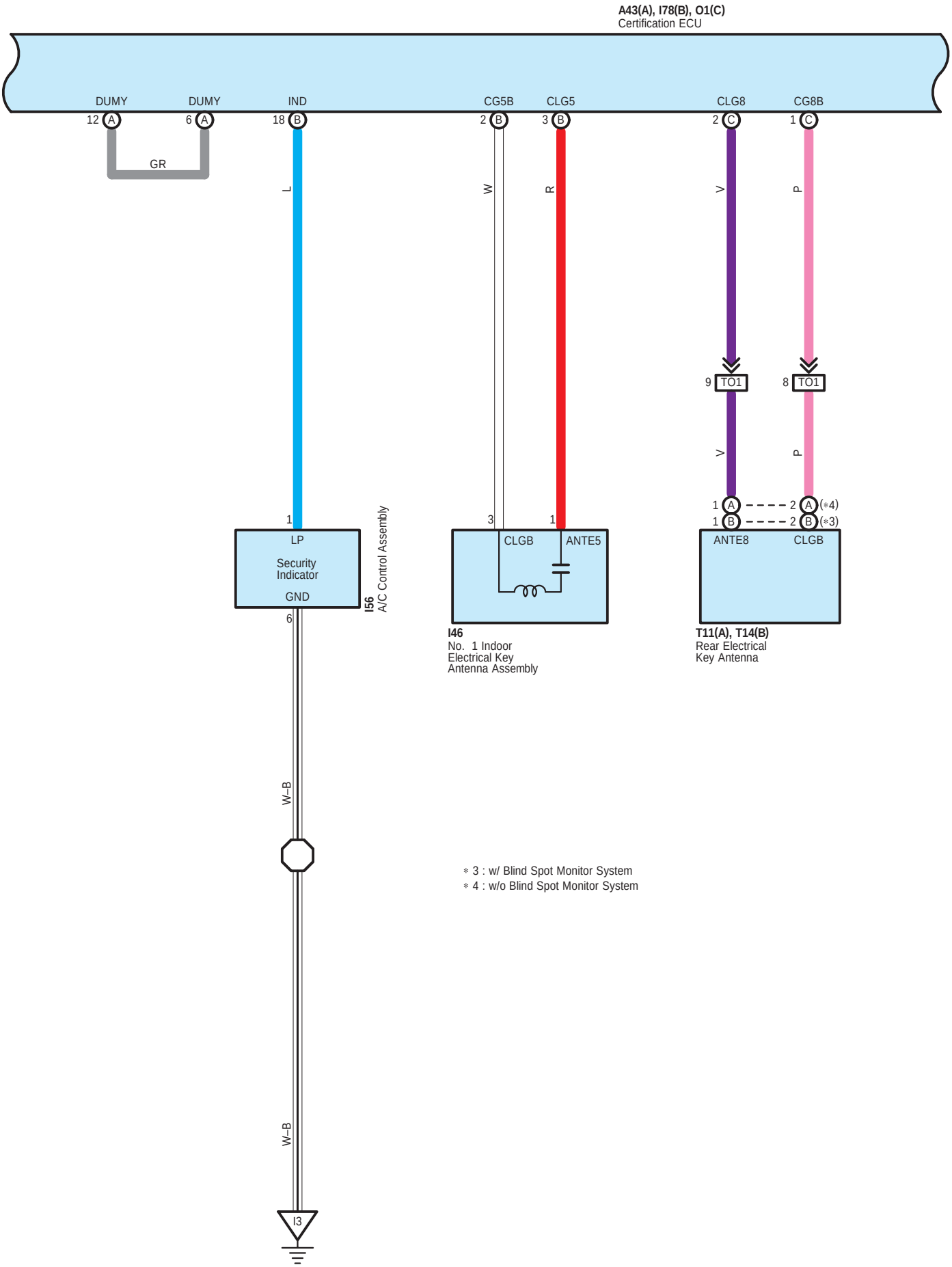
A43(A), I78(B), O1(C)
Certification ECU
DUMY
DUMY
IND
CG5B
CLG5
CLG8
CG8B
12 A
6 A
18 B
2 B
3 B
2 C
1 C
GR
L
W
R
V
P
9 TO1
8 TO1
V
P
1 A
2 A (*4)
1 B
2 B (*3)
1
LP
Security Indicator
GND
6
I56
A/C Control Assembly
3
1
CLGB
ANTE5
I46
No. 1 Indoor Electrical Key Antenna Assembly
ANTE8
CLGB
T11(A), T14(B)
Rear Electrical Key Antenna
W–B
W–B
I3
* 3 : w/ Blind Spot Monitor System
* 4 : w/o Blind Spot Monitor System

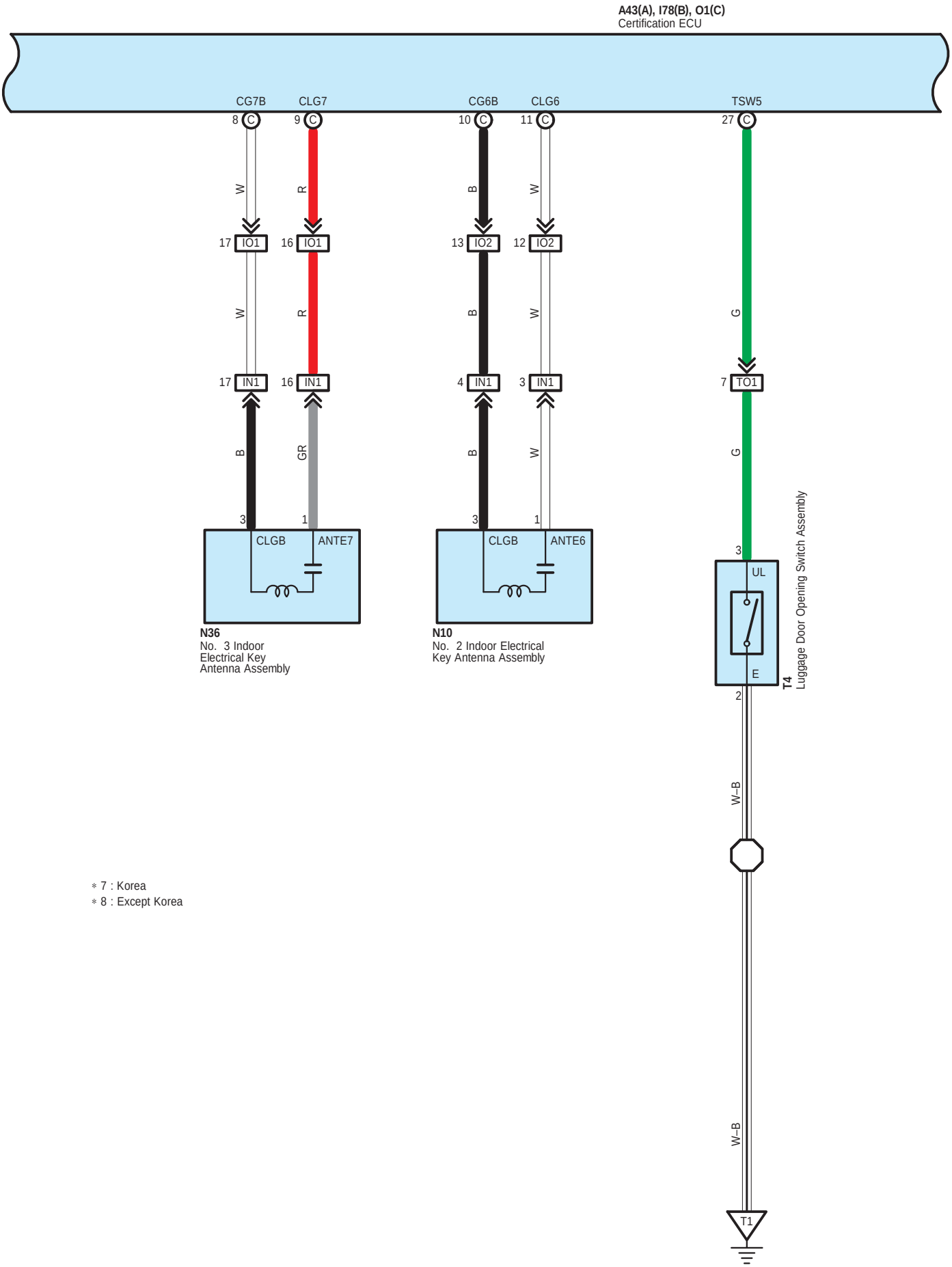

∗ 7 : Korea
∗ 8 : Except Korea

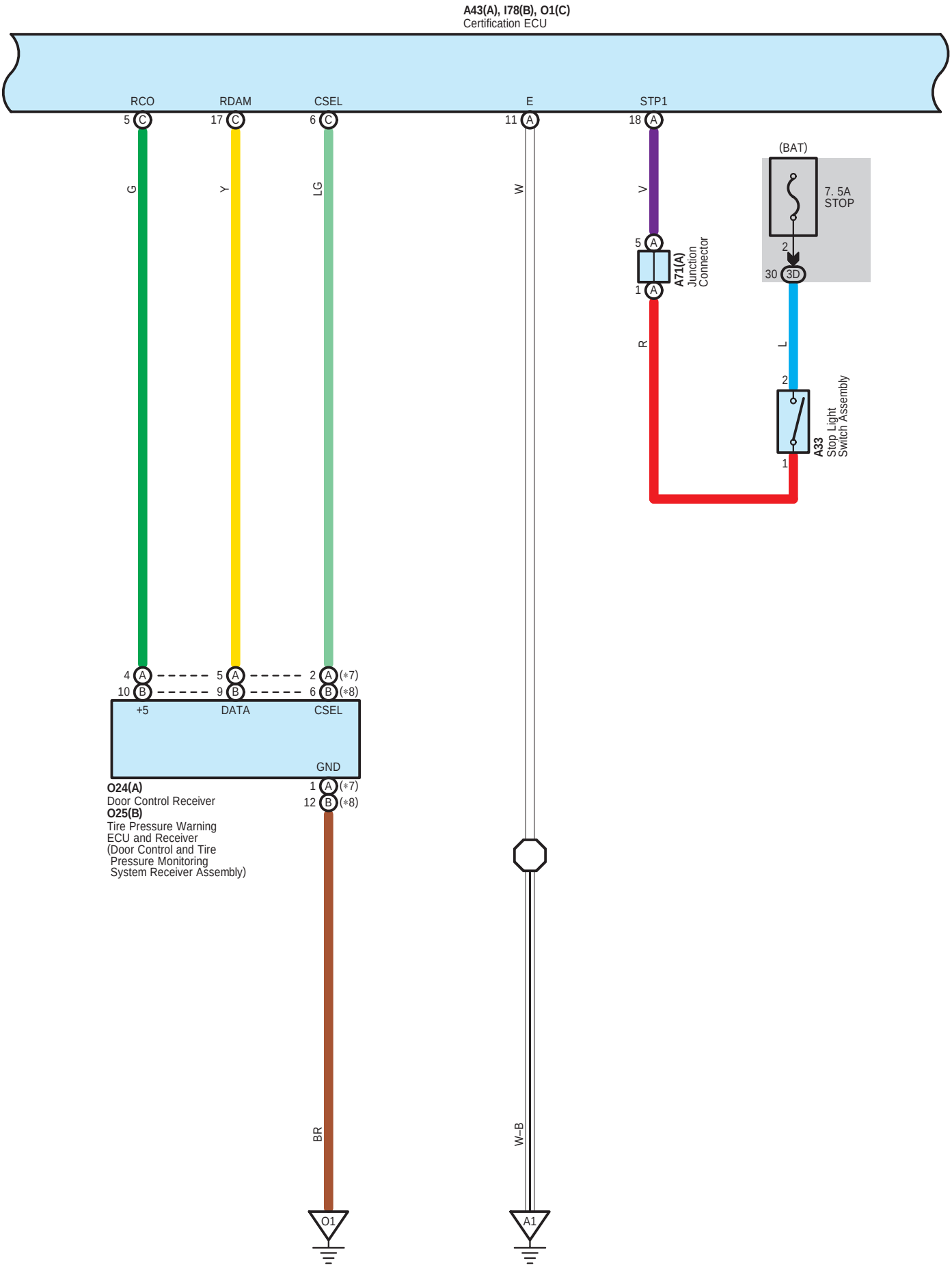
A43(A), I78(B), O1(C)
Certification ECU
RCO
RDAM
CSEL
E
STP1
5 C
17 C
6 C
11 A
18 A
G
Y
LG
W
V
(BAT)
7. 5A
STOP
2
30 3D
5 A
1 A
A71(A)
Junction
Connector
R
L
2
1
A33
Stop Light
Switch Assembly
4 A
10 B
5 A
9 B
2 A (*7)
6 B (*8)
+5
DATA
CSEL
GND
1 A (*7)
12 B (*8)
O24(A)
Door Control Receiver
O25(B)
Tire Pressure Warning
ECU and Receiver
(Door Control and Tire
Pressure Monitoring
System Receiver Assembly)
BR
W-B
O1
A1

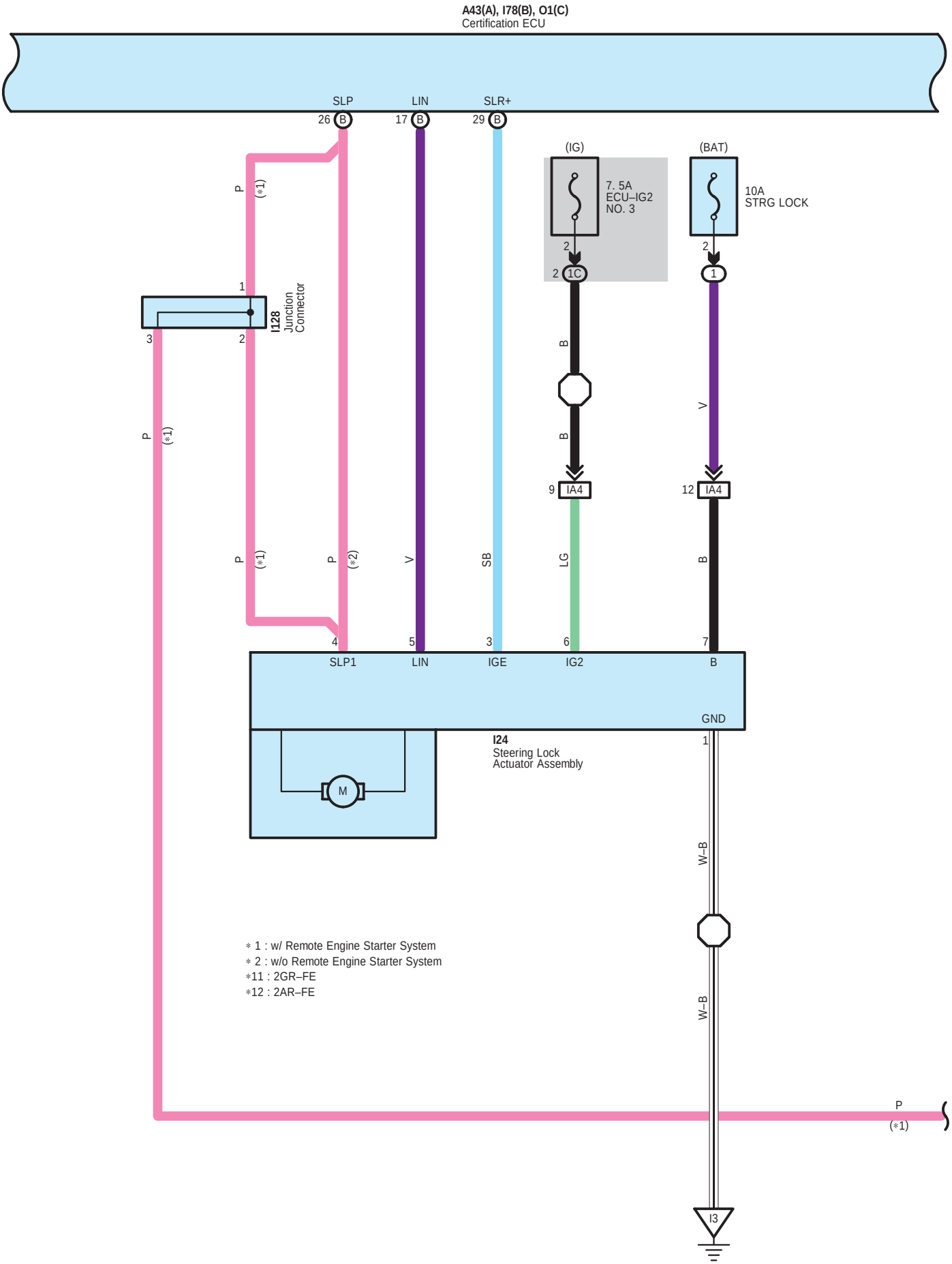
A43(A), I78(B), O1(C)
Certification ECU
SLP
LIN
SLR+
26 B
17 B
29 B
(IG)
(BAT)
7. 5A
ECU–IG2
NO. 3
10A
STRG LOCK
2
2 1C
2
1
1
I128
Junction
Connector
3
2
P
(*1)
B
B
V
9 IA4
12 IA4
P
(*1)
P
(*1)
P
(*2)
V
SB
LG
B
4
5
3
6
7
SLP1
LIN
IGE
IG2
B
GND
I24
Steering Lock
Actuator Assembly
M
1
W–B
W–B
P
(*1)
I3
* 1 : w/ Remote Engine Starter System
* 2 : w/o Remote Engine Starter System
*11 : 2GR–FE
*12 : 2AR–FE

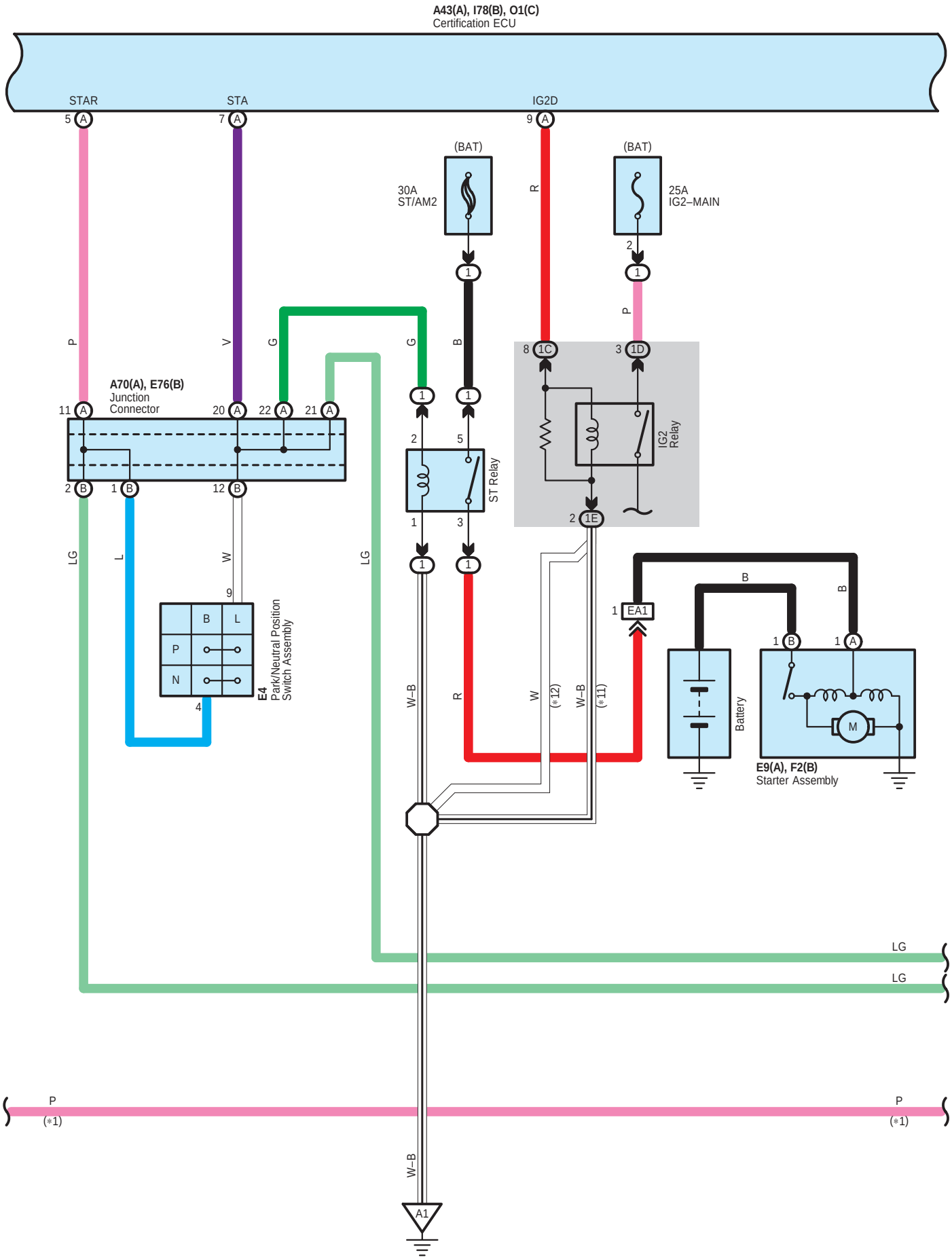
A43(A), I78(B), O1(C)
Certification ECU
STAR
STA
IG2D
(BAT)
30A
ST/AM2
25A
IG2–MAIN
A70(A), E76(B)
Junction
Connector
ST Relay
IG2
Relay
E4
Park/Neutral Position
Switch Assembly
Battery
E9(A), F2(B)
Starter Assembly
EA1
(*1)
(*11)
(*12)
A1

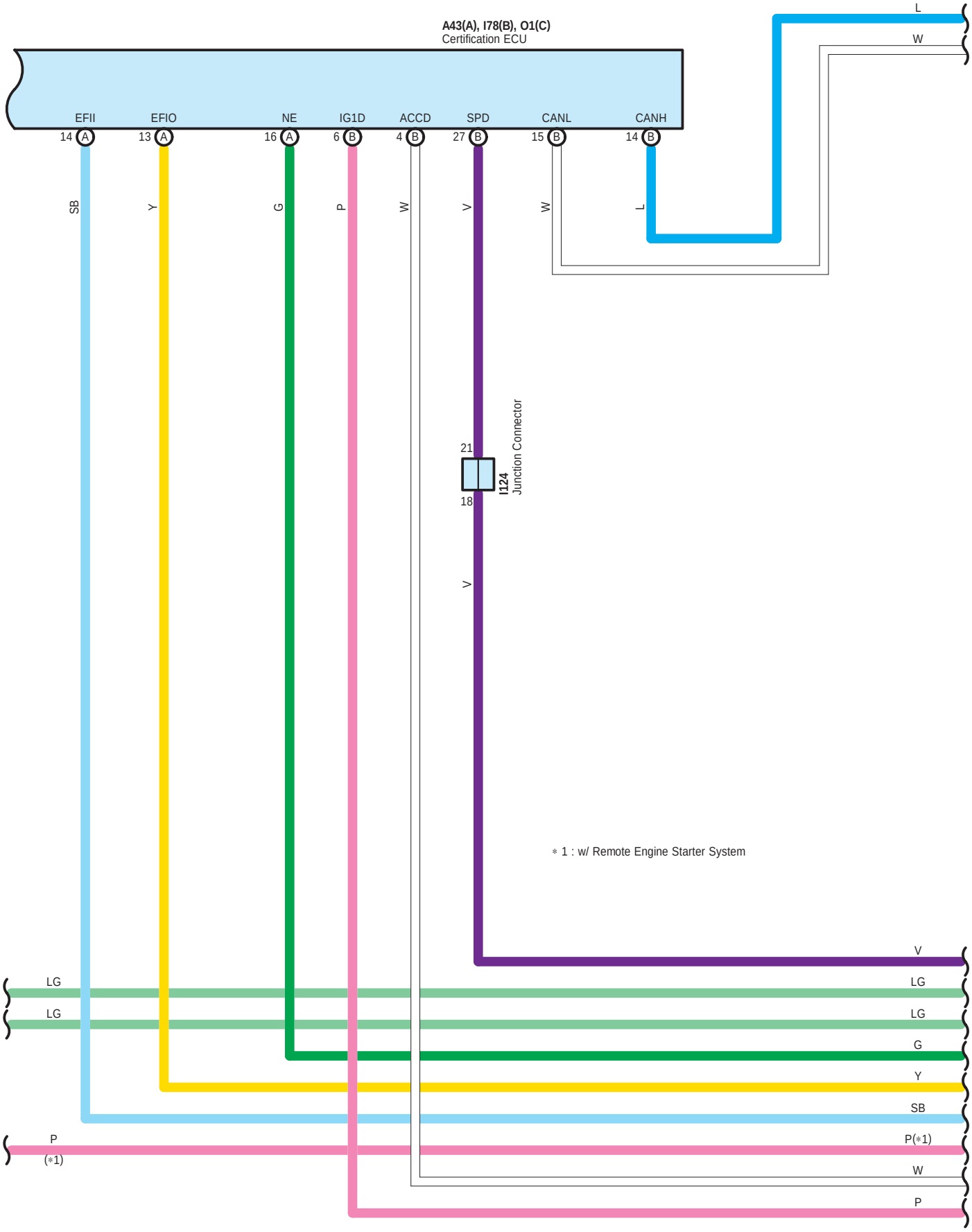
A43(A), I78(B), O1(C)
Certification ECU
EFII
EFIO
NE
IG1D
ACCD
SPD
CANL
CANH
14 A
13 A
16 A
6 B
4 B
27 B
15 B
14 B
SB
Y
G
P
W
V
W
L
L
W
21
18
I124
Junction Connector
V
∗ 1 : w/ Remote Engine Starter System
V
LG
LG
LG
LG
G
Y
SB
P
(∗1)
P(∗1)
W
P

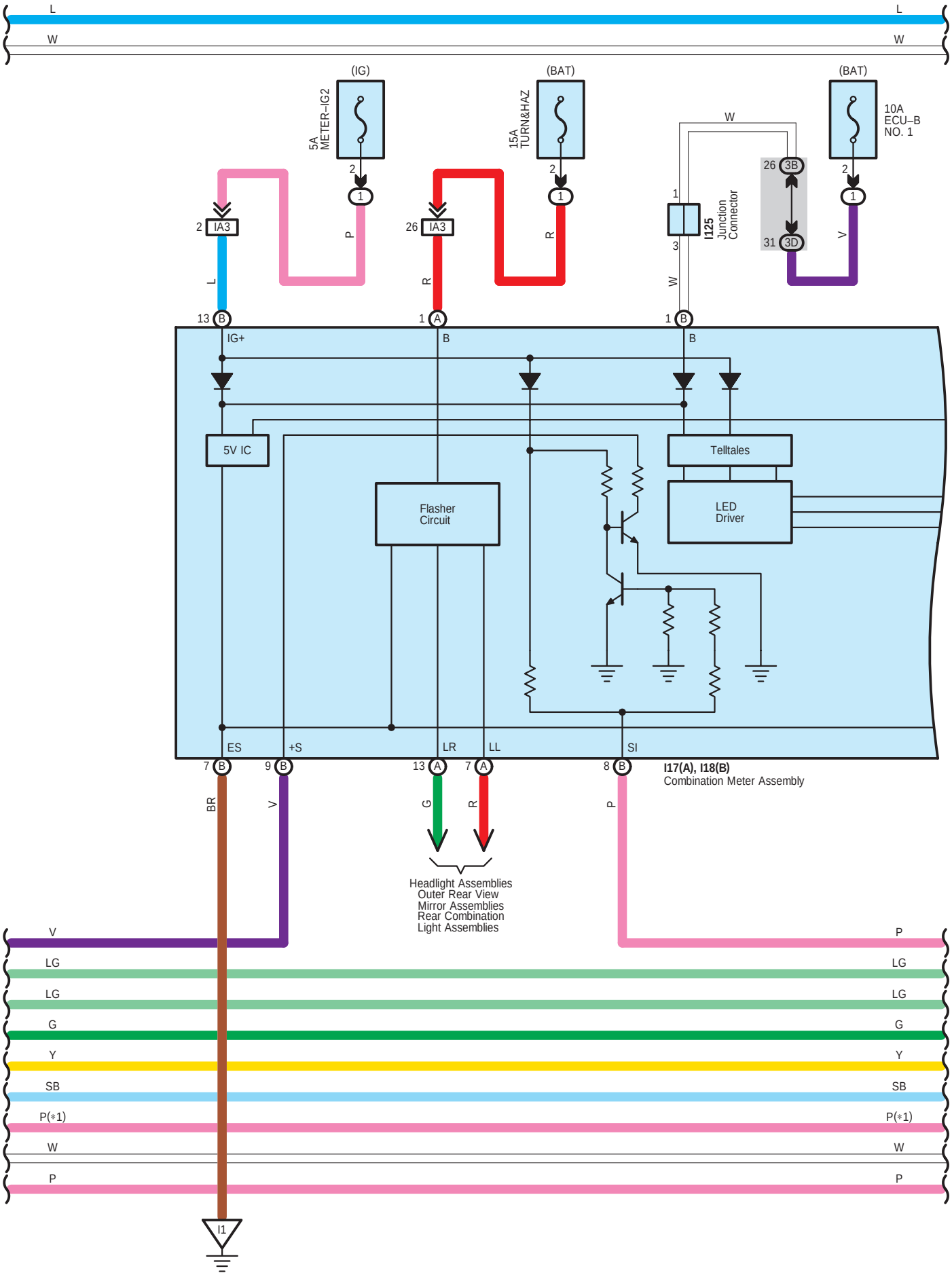
L
W
(IG)
5A
METER–IG2
(BAT)
15A
TURN&HAZ
(BAT)
10A
ECU–B
NO. 1
W
26 3B
31 3D
I125
Junction
Connector
2 IA3
26 IA3
13 B
1 A
1 B
IG+
B
5V IC
Telltales
Flasher
Circuit
LED
Driver
ES
+S
LR
LL
SI
7 B
9 B
13 A
7 A
8 B
I17(A), I18(B)
Combination Meter Assembly
Headlight Assemblies
Outer Rear View
Mirror Assemblies
Rear Combination
Light Assemblies
V
LG
G
Y
SB
P(*1)
P
BR
I1

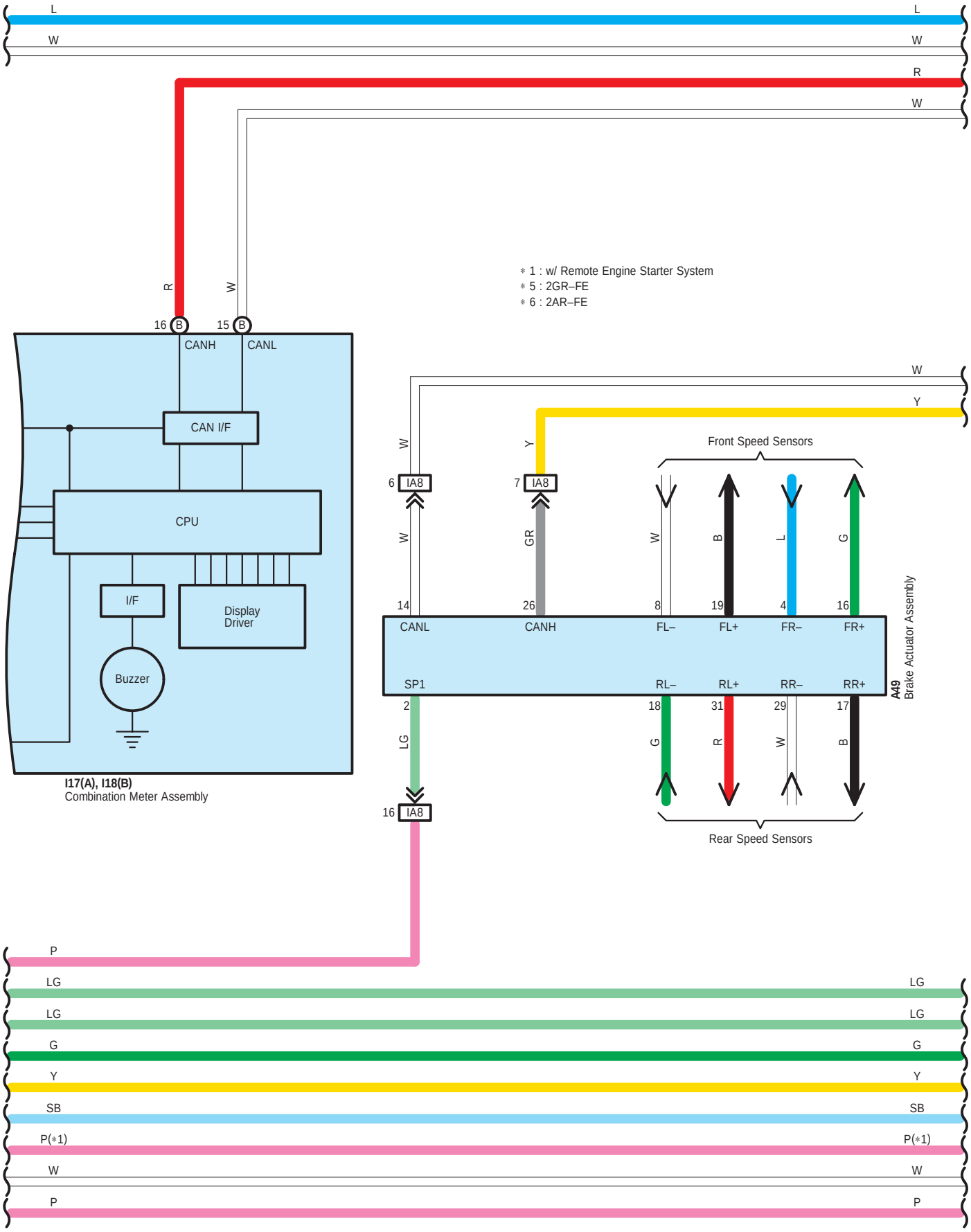
L
W
R
W
R
W
16 B
15 B
CANH
CANL
CAN I/F
CPU
I/F
Display Driver
Buzzer
I17(A), I18(B)
Combination Meter Assembly
∗ 1 : w/ Remote Engine Starter System
∗ 5 : 2GR–FE
∗ 6 : 2AR–FE
W
Y
Front Speed Sensors
6 IA8
7 IA8
W
GR
W
B
L
G
14
26
8
19
4
16
CANL
CANH
FL–
FL+
FR–
FR+
SP1
RL–
RL+
RR–
RR+
A49
Brake Actuator Assembly
2
18
31
29
17
LG
G
R
W
B
16 IA8
Rear Speed Sensors
P
LG
LG
G
Y
SB
P(∗1)
W
P

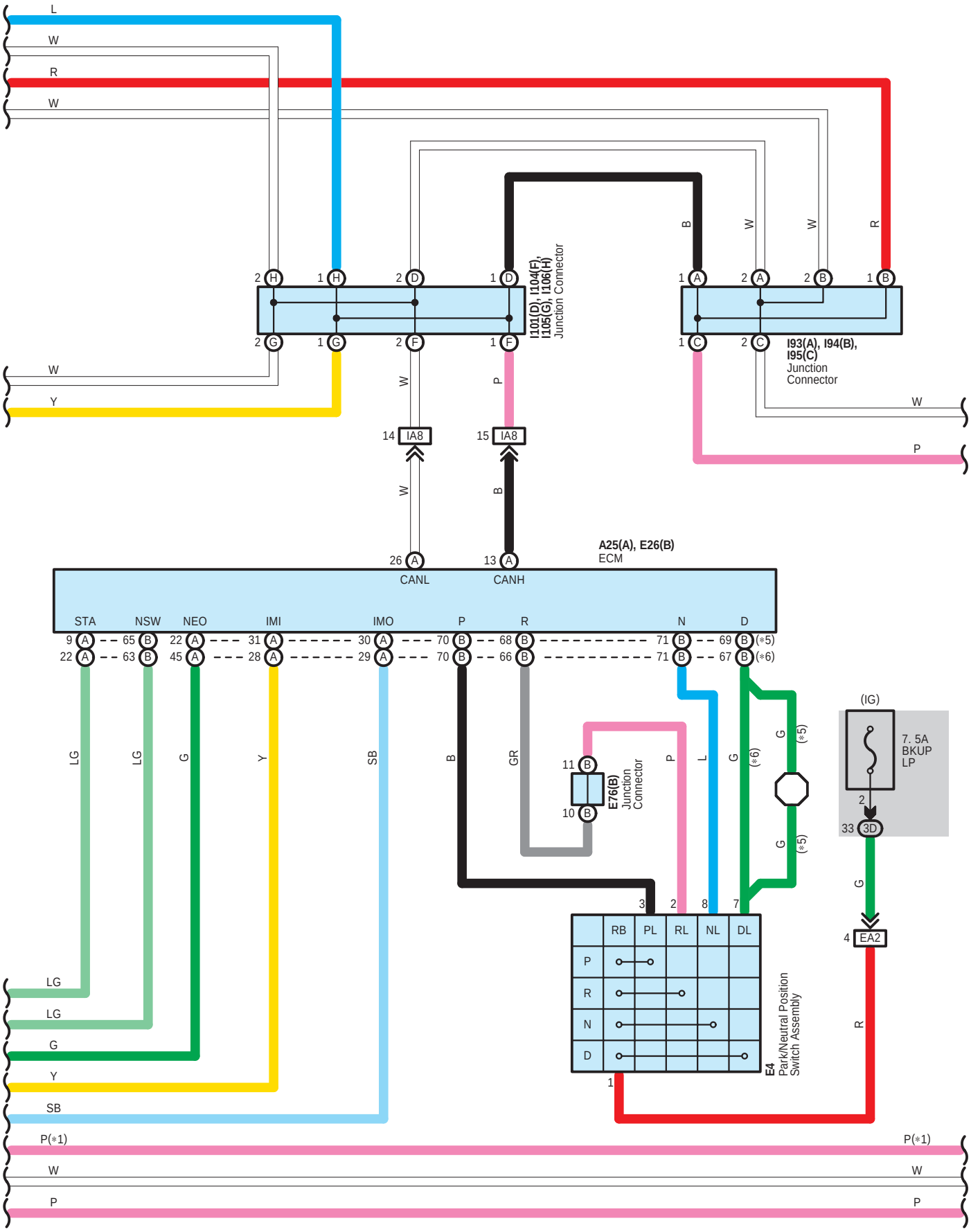
L
W
R
W
W
Y
I101(D), I104(F), I105(G), I106(H) Junction Connector
I93(A), I94(B), I95(C) Junction Connector
14 IA8
15 IA8
26 A CANL
13 A CANH
A25(A), E26(B) ECM
STA NSW NEO IMI IMO P R N D
9 A 65 B 22 A 31 A 30 A 70 B 68 B 71 B 69 B (*5)
22 A 63 B 45 A 28 A 29 A 70 B 66 B 71 B 67 B (*6)
LG LG G Y SB B GR P L G (*6) G (*5)
11 B 10 B E76(B) Junction Connector
(IG)
7. 5A BKUP LP
33 3D
4 EA2
RB PL RL NL DL
P R N D
E4 Park/Neutral Position Switch Assembly
P(*1)
W
P

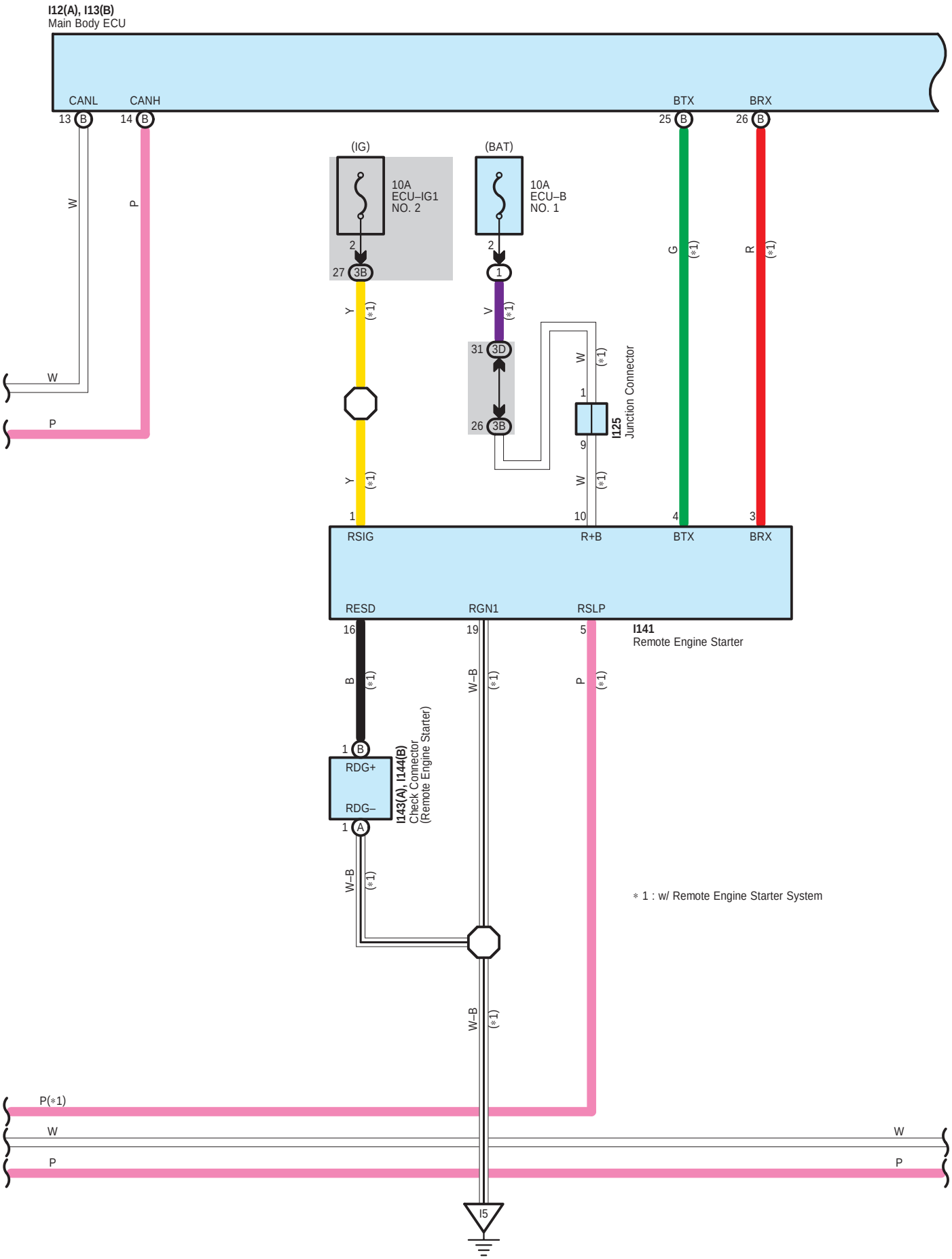
I12(A), I13(B)
Main Body ECU
CANL
CANH
BTX
BRX
13 B
14 B
25 B
26 B
(IG)
(BAT)
10A
ECU–IG1
NO. 2
10A
ECU–B
NO. 1
27 3B
31 3D
26 3B
I125
Junction Connector
RSIG
R+B
BTX
BRX
RESD
RGN1
RSLP
I141
Remote Engine Starter
RDG+
RDG–
I143(A), I144(B)
Check Connector
(Remote Engine Starter)
∗1 : w/ Remote Engine Starter System
P(∗1)
I5

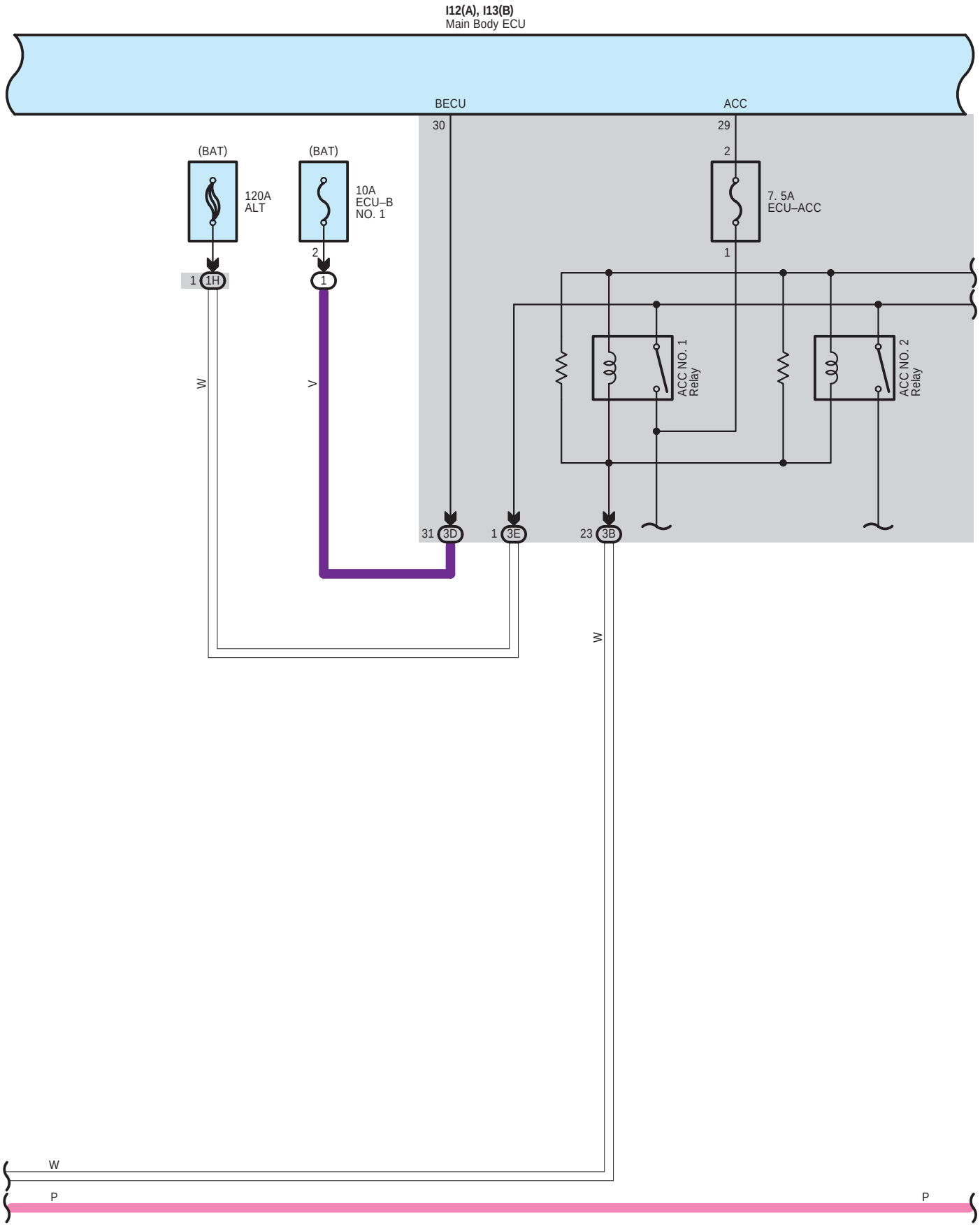
I12(A), I13(B)
Main Body ECU
BECU
ACC
30
29
2
(BAT)
(BAT)
120A
ALT
10A
ECU–B
NO. 1
7. 5A
ECU–ACC
2
1
1
1H
1
W
V
ACC NO. 1
Relay
ACC NO. 2
Relay
31
3D
1
3E
23
3B
W
W
P
P

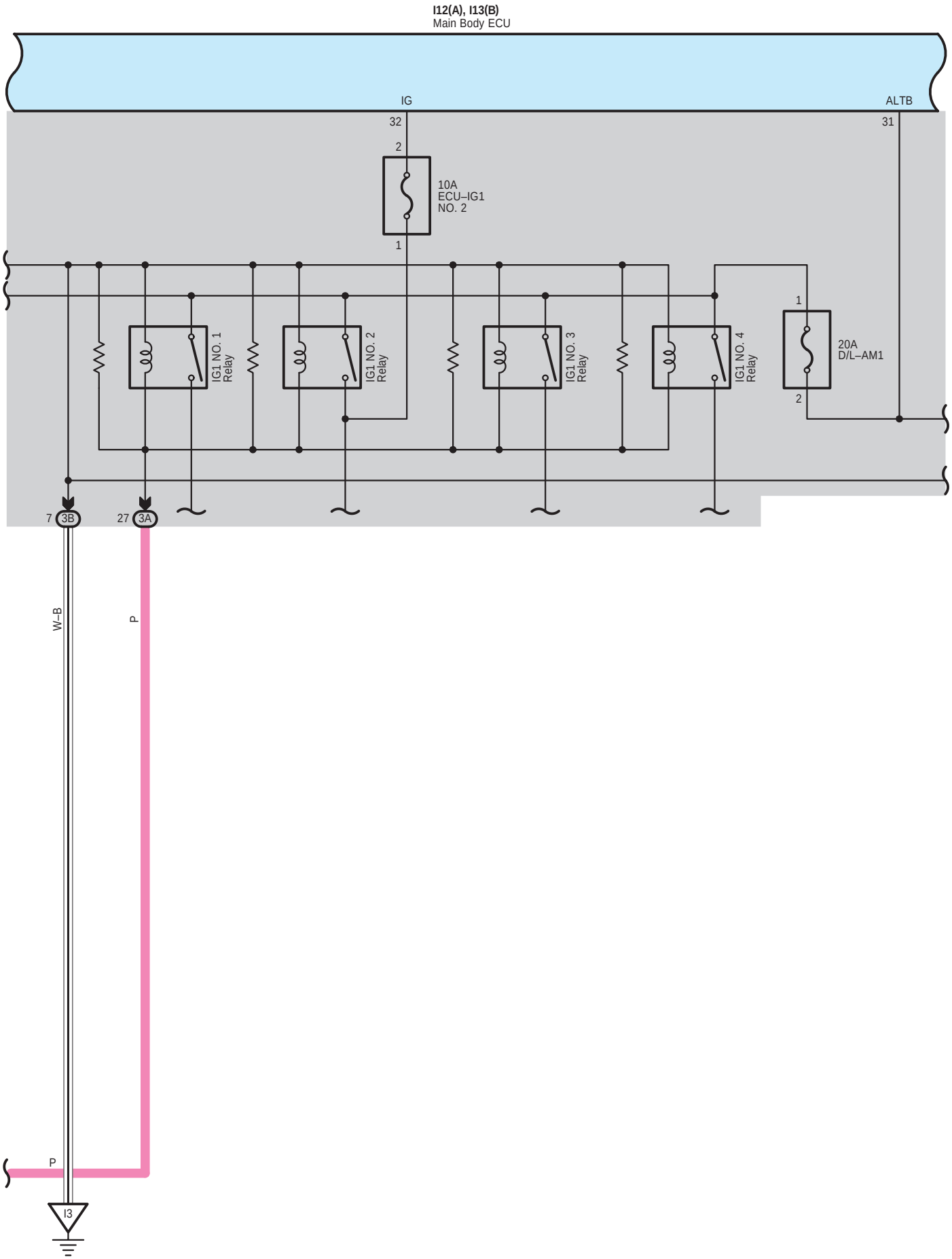
I12(A), I13(B)
Main Body ECU
IG
32
ALTB
31
2
10A
ECU–IG1
NO. 2
1
IG1 NO. 1
Relay
IG1 NO. 2
Relay
IG1 NO. 3
Relay
IG1 NO. 4
Relay
1
20A
D/L–AM1
2
7
3B
27
3A
W–B
P
P
I3

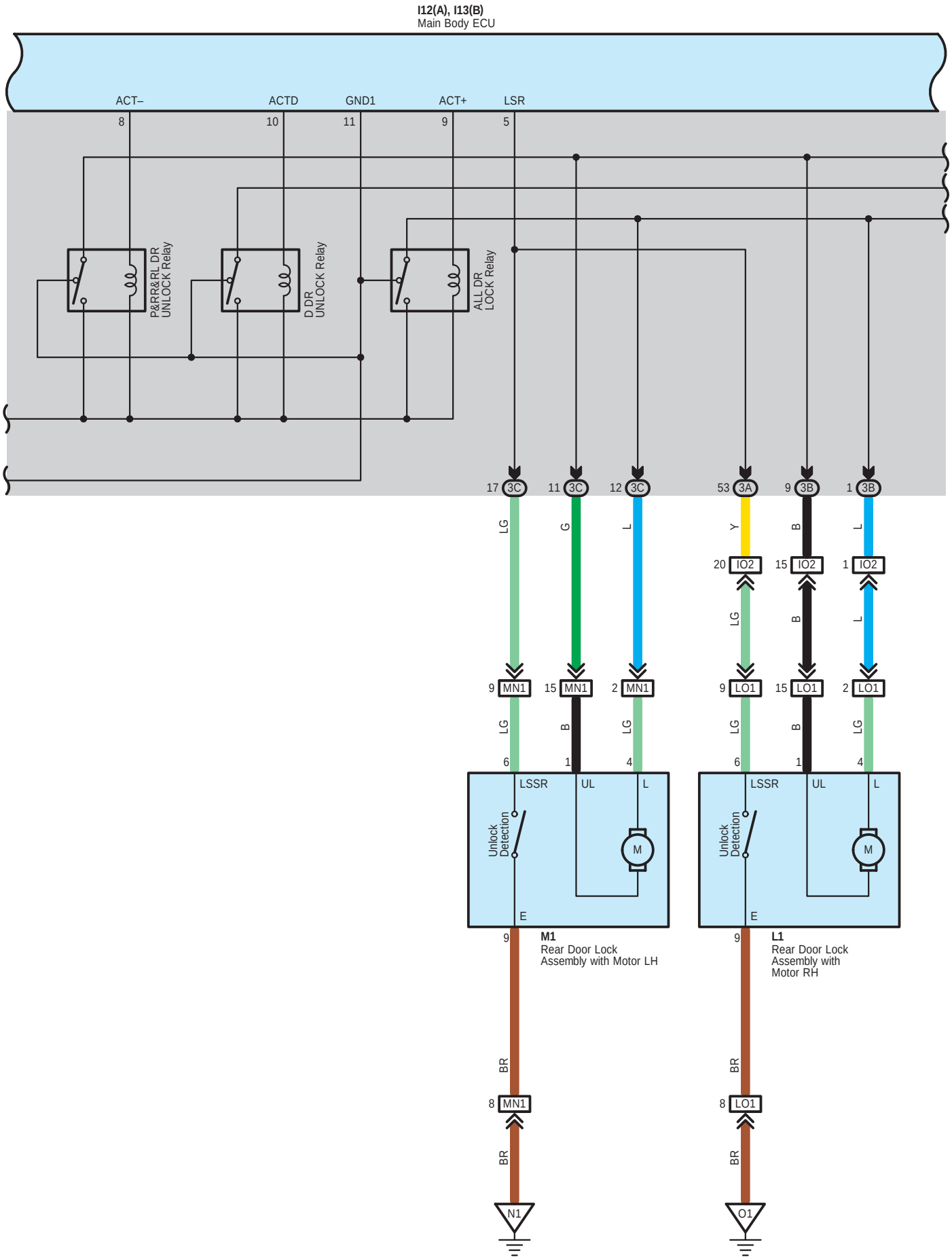
I12(A), I13(B)
Main Body ECU
ACT–
ACTD
GND1
ACT+
LSR
8
10
11
9
5
P&RR&RL DR UNLOCK Relay
D DR UNLOCK Relay
ALL DR LOCK Relay
17 3C
11 3C
12 3C
53 3A
9 3B
1 3B
LG
G
L
Y
B
L
20 IO2
15 IO2
1 IO2
LG
B
L
9 MN1
15 MN1
2 MN1
9 LO1
15 LO1
2 LO1
LG
B
LG
LG
B
LG
6
1
4
6
1
4
LSSR
UL
L
Unlock Detection
M
E
9
M1
Rear Door Lock Assembly with Motor LH
LSSR
UL
L
Unlock Detection
M
E
9
L1
Rear Door Lock Assembly with Motor RH
BR
8 MN1
BR
N1
BR
8 LO1
BR
O1

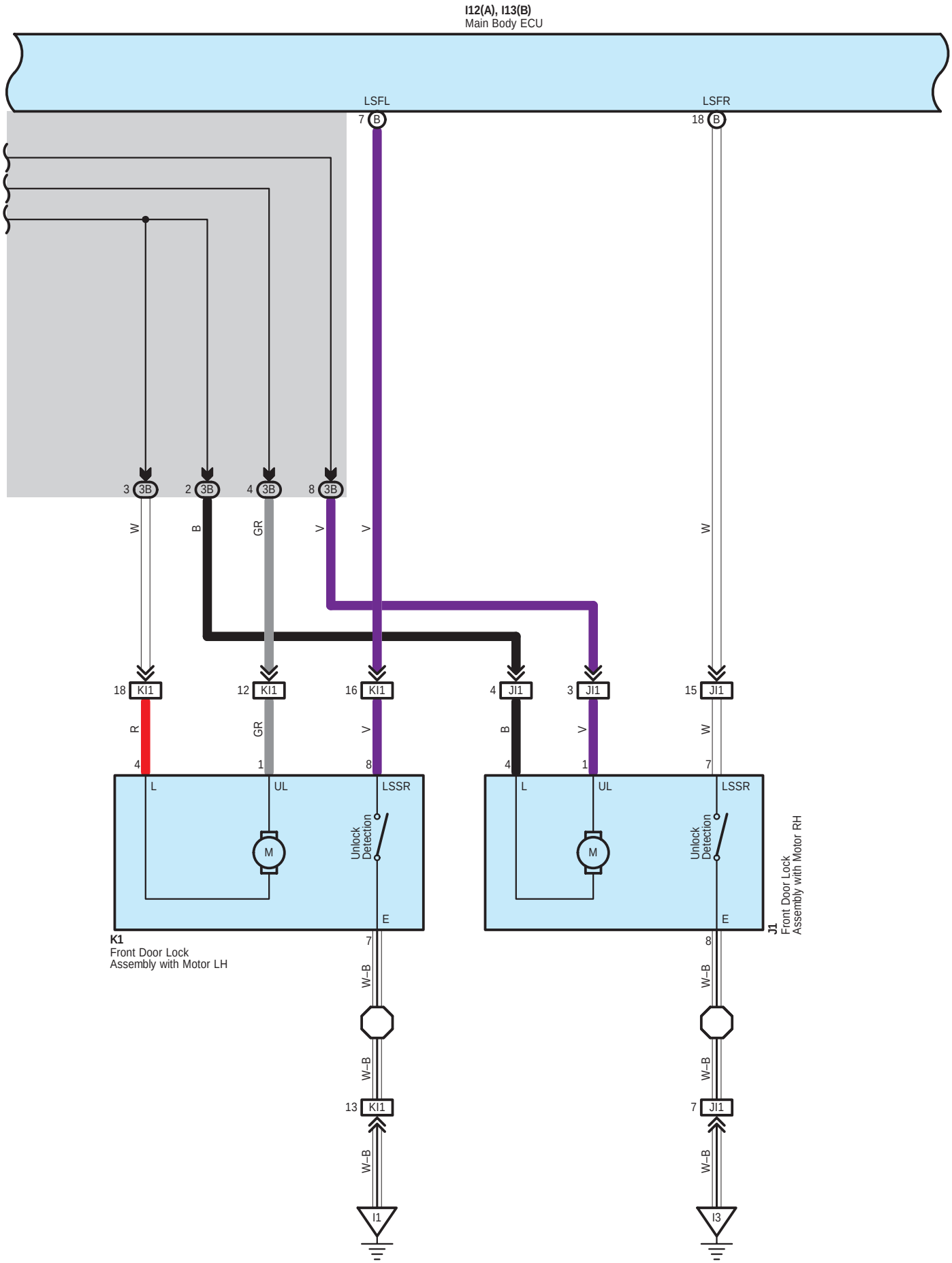
I12(A), I13(B)
Main Body ECU
LSFL
LSFR
7 B
18 B
3 3B
2 3B
4 3B
8 3B
W
B
GR
V
V
W
18 KI1
12 KI1
16 KI1
4 JI1
3 JI1
15 JI1
R
GR
V
B
V
W
4
1
8
4
1
7
L
UL
LSSR
M
Unlock Detection
E
K1
Front Door Lock Assembly with Motor LH
J1
Front Door Lock Assembly with Motor RH
7
8
W–B
W–B
13 KI1
7 JI1
W–B
W–B
I1
I3

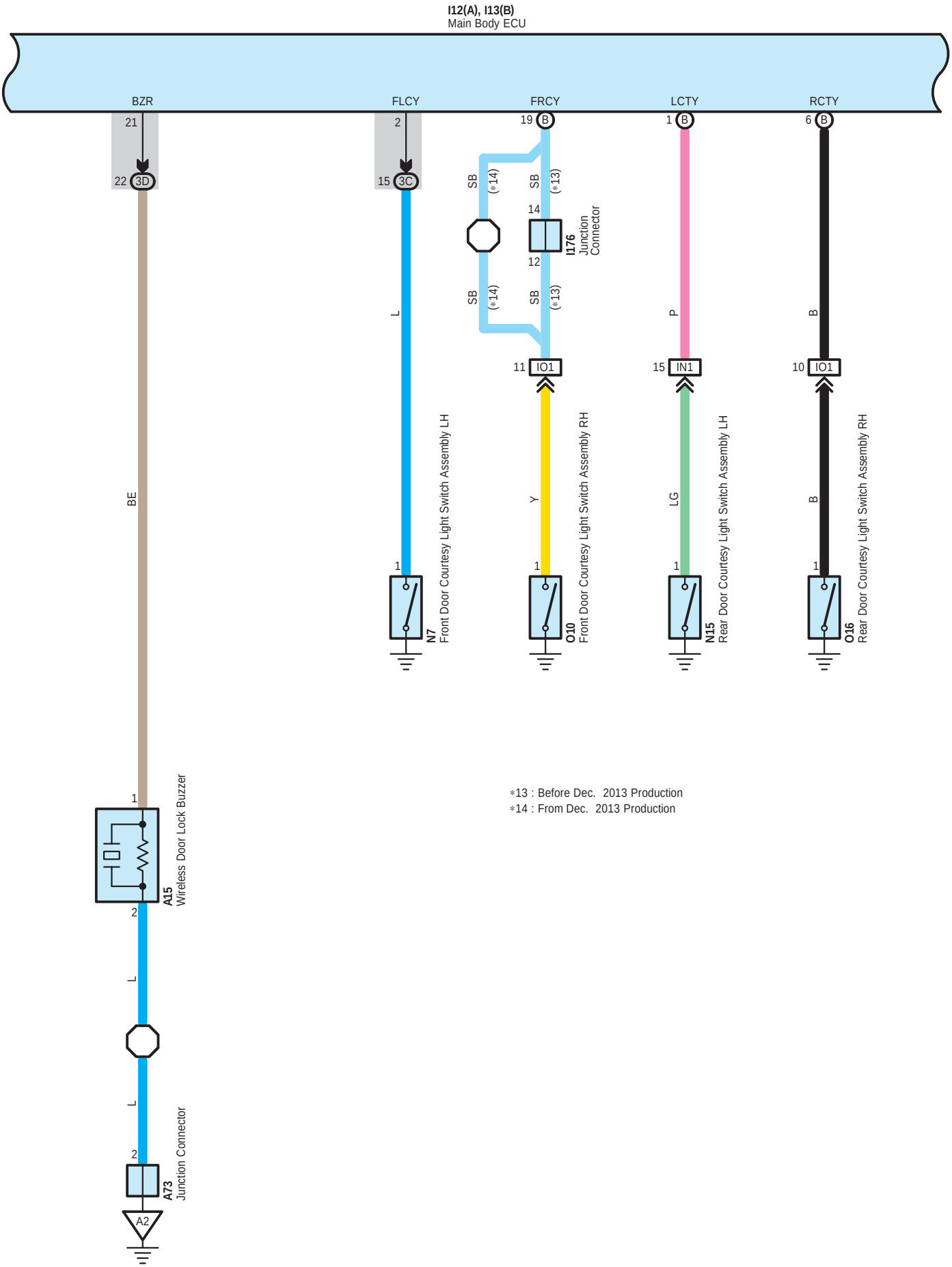
I12(A), I13(B)
Main Body ECU
BZR
FLCY
FRCY
LCTY
RCTY
21
22 3D
2
15 3C
19 B
1 B
6 B
SB
(*14)
(*13)
14
12
I176
Junction Connector
L
P
B
11 IO1
15 IN1
10 IO1
BE
Y
LG
B
1
N7
Front Door Courtesy Light Switch Assembly LH
O10
Front Door Courtesy Light Switch Assembly RH
N15
Rear Door Courtesy Light Switch Assembly LH
O16
Rear Door Courtesy Light Switch Assembly RH
A15
Wireless Door Lock Buzzer
A73
Junction Connector
A2
*13 : Before Dec. 2013 Production
*14 : From Dec. 2013 Production

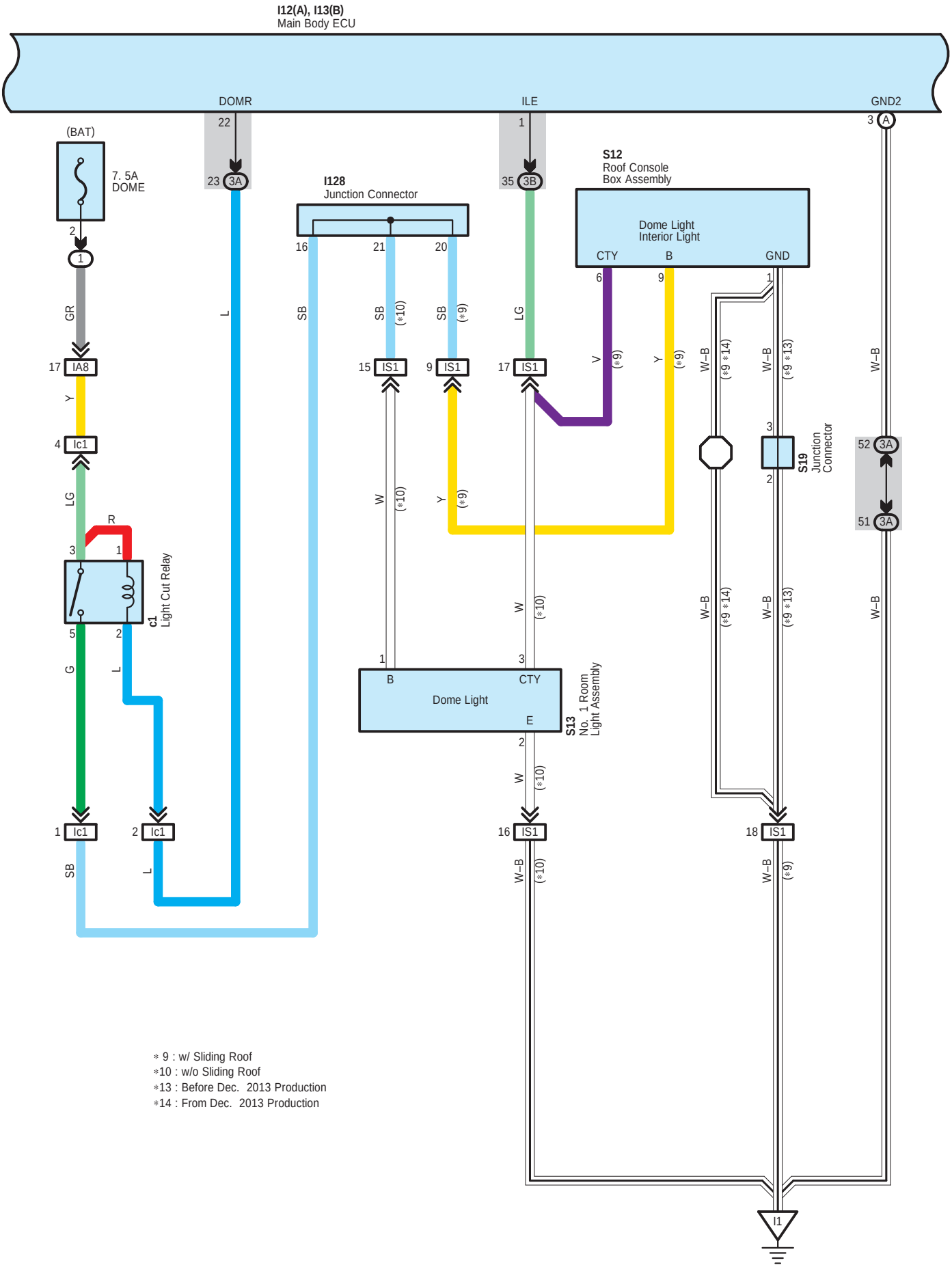
I12(A), I13(B)
Main Body ECU
DOMR
ILE
GND2
(BAT)
7. 5A
DOME
I128
Junction Connector
S12
Roof Console
Box Assembly
Dome Light
Interior Light
CTY
B
GND
IA8
Ic1
IS1
c1
Light Cut Relay
S19
Junction
Connector
Dome Light
S13
No. 1 Room
Light Assembly
E
I1
∗ 9 : w/ Sliding Roof
∗10 : w/o Sliding Roof
∗13 : Before Dec. 2013 Production
∗14 : From Dec. 2013 Production

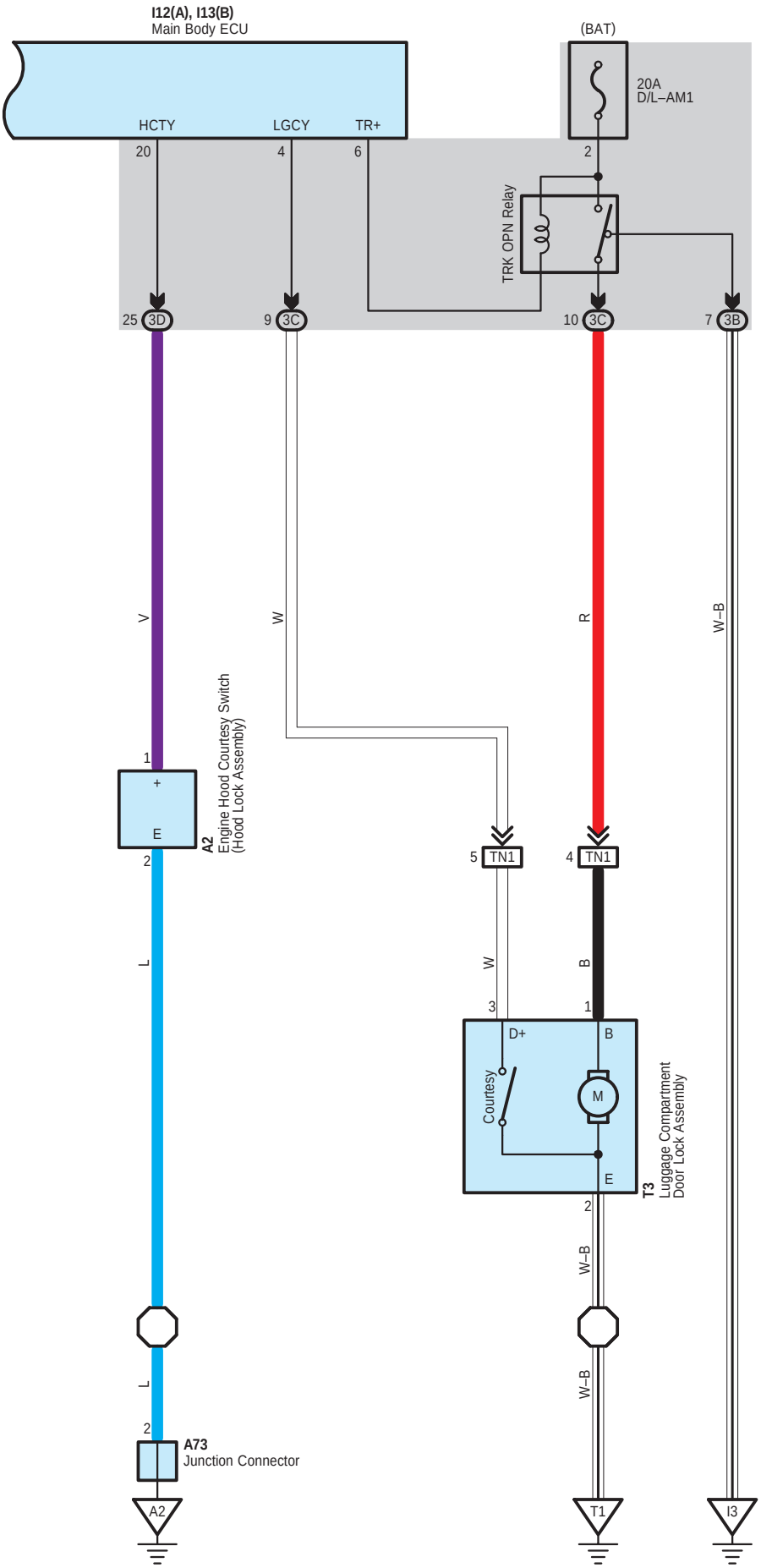
I12(A), I13(B)
Main Body ECU
HCTY
LGCY
TR+
20
4
6
(BAT)
20A
D/L–AM1
2
TRK OPN Relay
25 3D
9 3C
10 3C
7 3B
V
W
R
W–B
1
+
E
2
A2
Engine Hood Courtesy Switch
(Hood Lock Assembly)
5 TN1
4 TN1
L
W
B
3
1
D+
B
Courtesy
M
E
T3
Luggage Compartment
Door Lock Assembly
2
W–B
W–B
L
2
A73
Junction Connector
A2
T1
I3

A 2
Black



A 15
Gray



A 25
Black

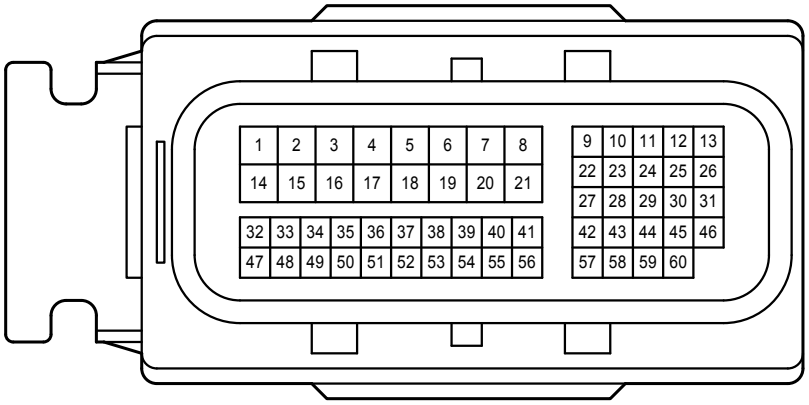

A 33
White

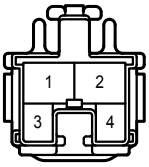

A 43
White

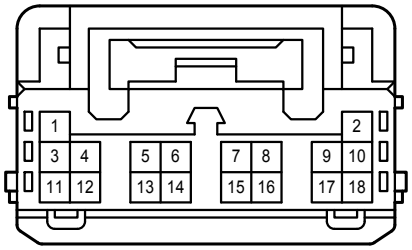

A 49
Black

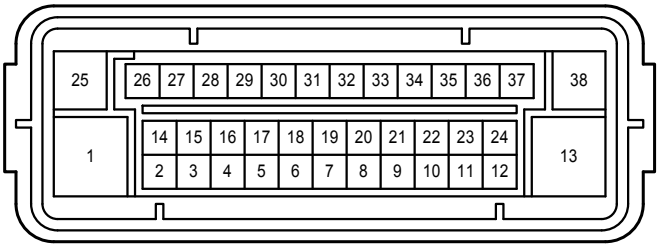

A 70
White

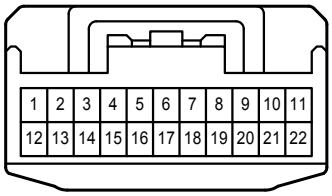

A 71
Gray

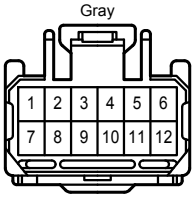

A 73
Gray

E 4
Gray

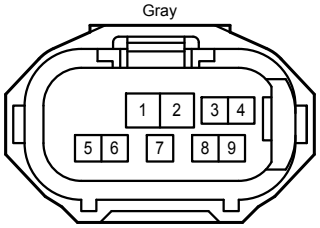

E 9
Black

E 26
Black

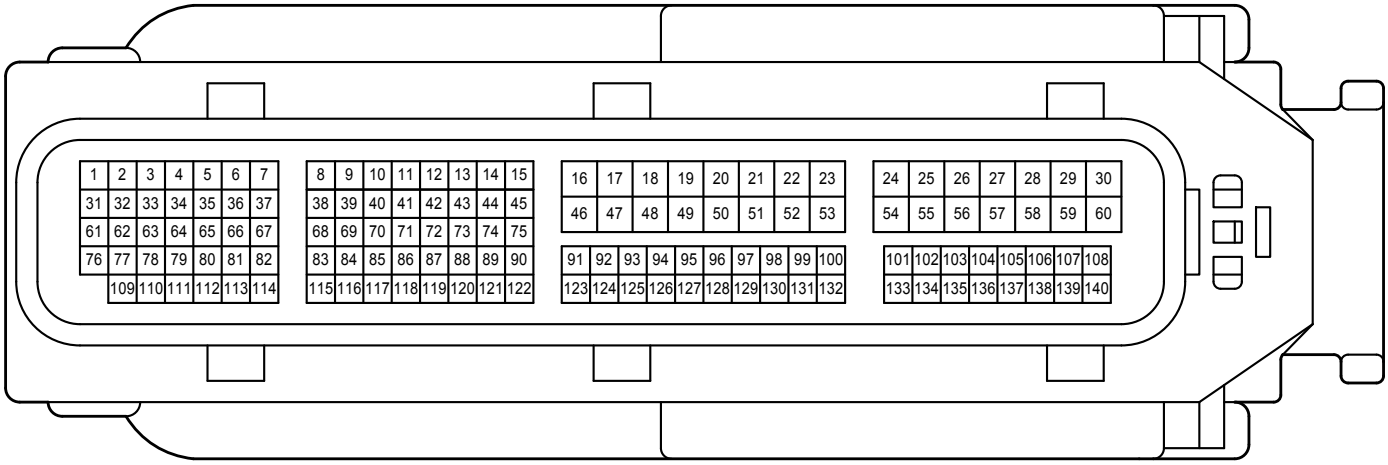

E 76
White

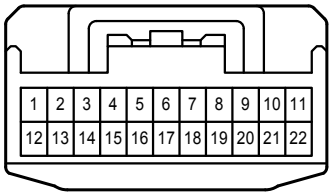

F 2

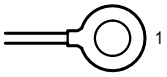

I 12
White

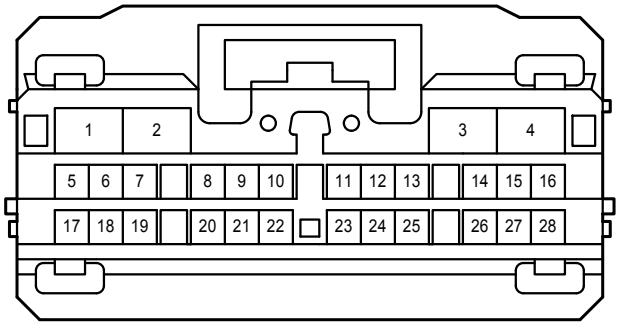

I 13
White

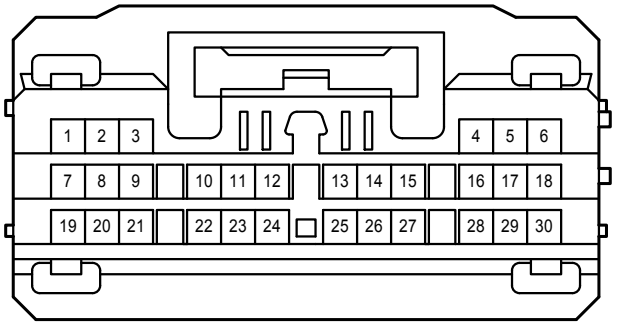

I 17
Black

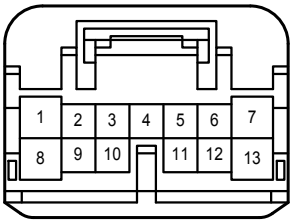

I 18
Black

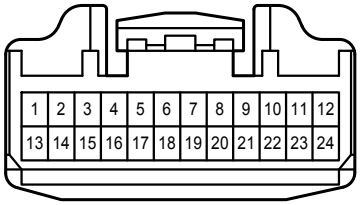

I 24
Black

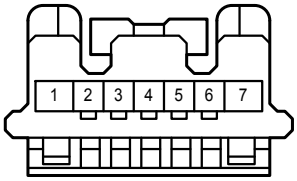

I 42
White

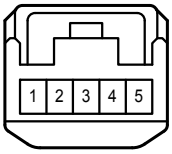

I 46
White

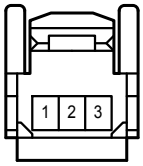

I 56
Black

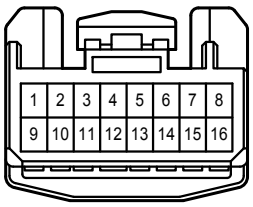

I 58
Black

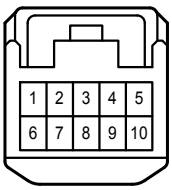

I 78
White

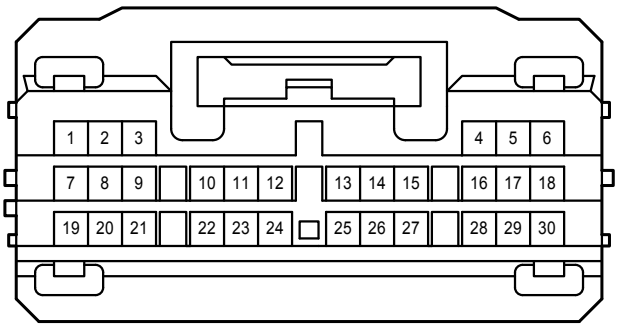

I 93
White

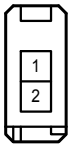

I 94
White

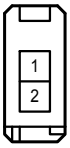

I 95
White

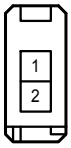

I101
White

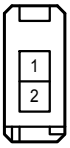

I104
White

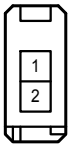

I105
White

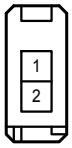

I106
White

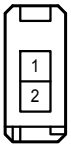

I124
White

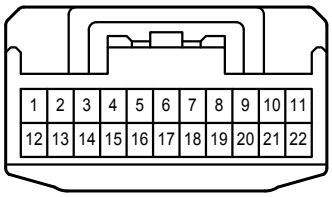

I125
Gray

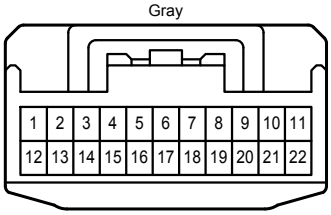

I128
White

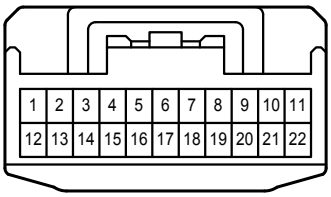

I141
White

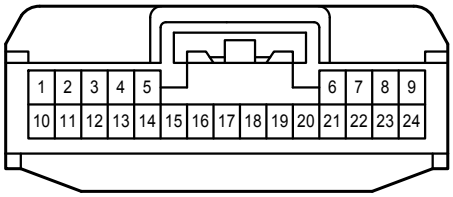

I143
White

I144
White

I176
White

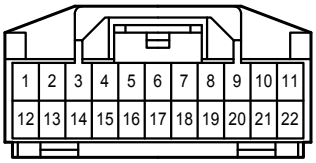

J 1
White

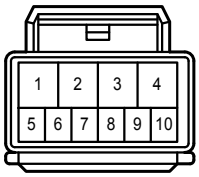

K 1
White

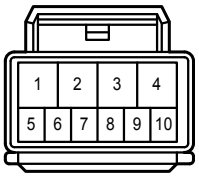

L 1
White

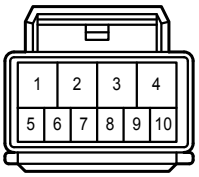

M 1
White

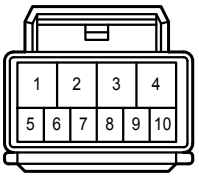

N 7
Black

N 10
White

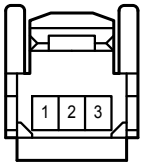

N 15
Black

N 36
Black

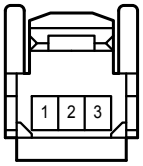

O 1
White

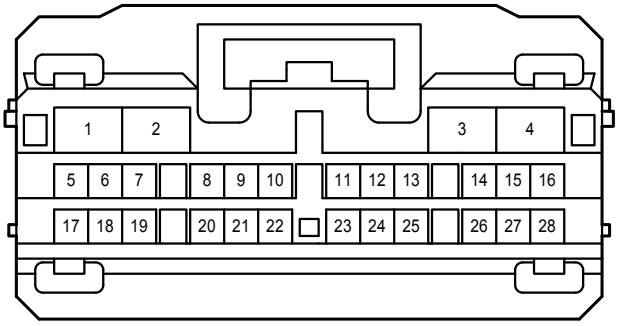

O 10
Black

O 16
Black

O 24
White

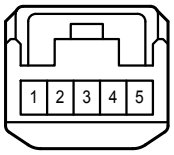

O 25
White

S 12
Black

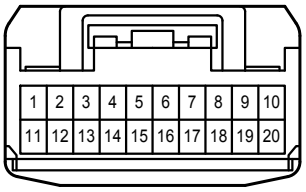

S 13
Gray

S 19
Black

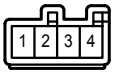

T 3
Black



T 4
White

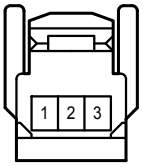

T 11
White

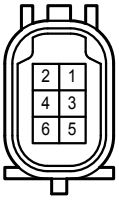

T 14
White

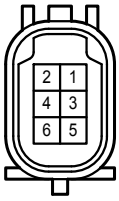

V 1
Gray



W 1
Gray



c 1
White

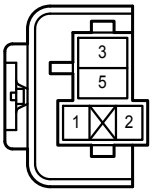

1C
White

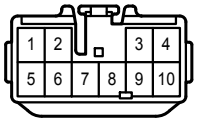

1D
White



1E
White



1H
White

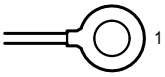

3A
White

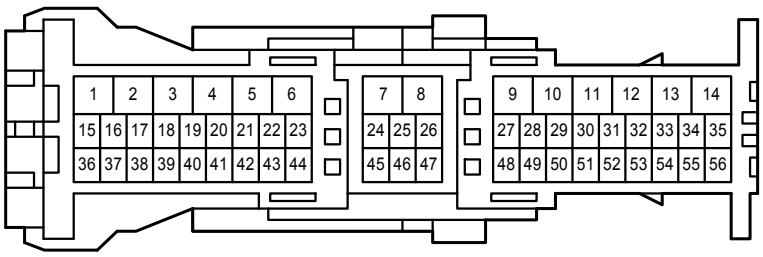

3B
White

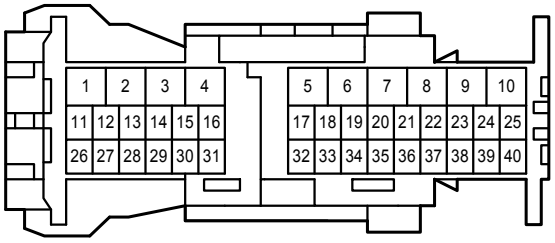

3C
White

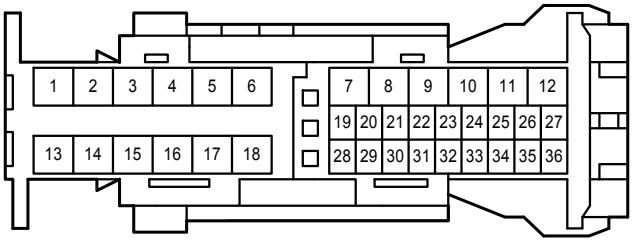

3D
White

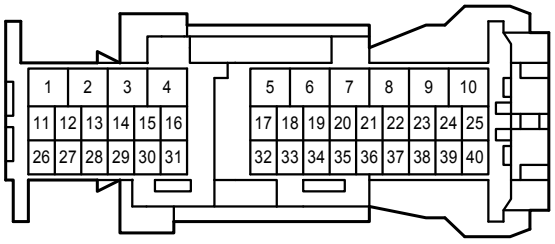

3E
White

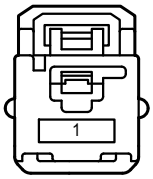

EA1
White

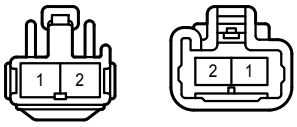

EA2
White

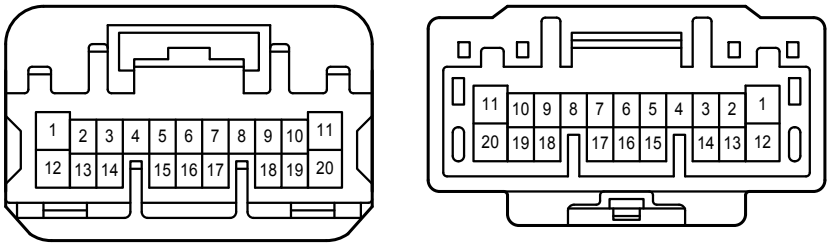

IA3
Blue

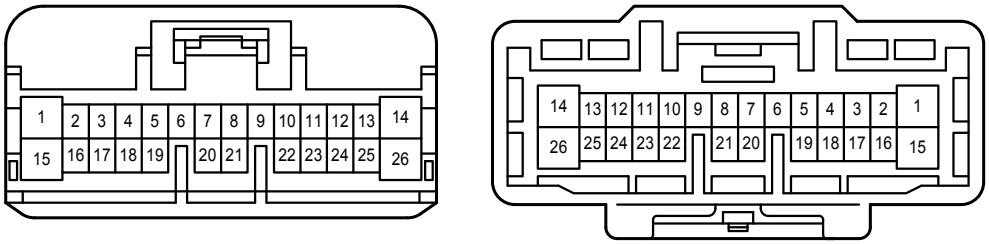

IA4
Gray

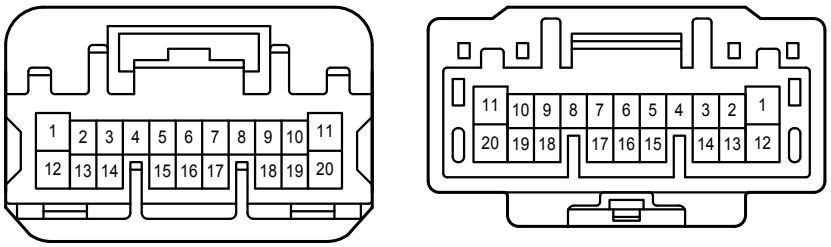

IA8
Gray

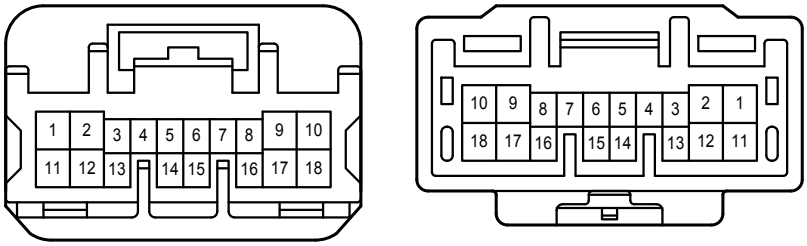

IN1
White

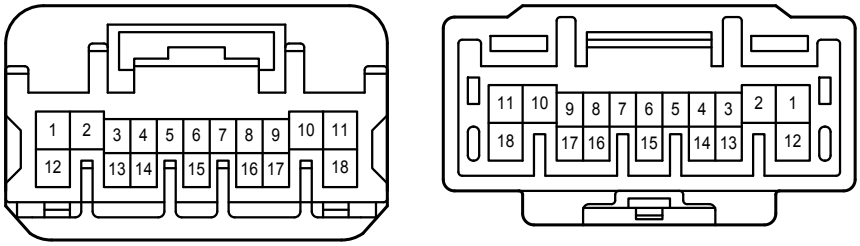

IO1
White

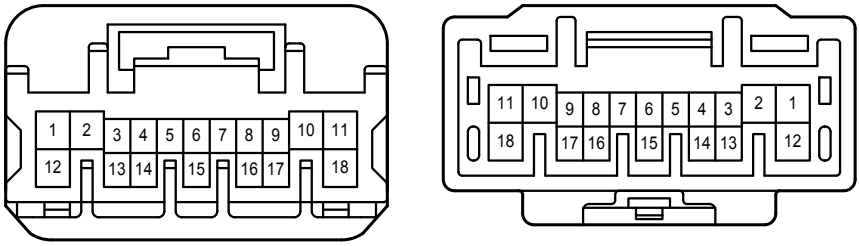

IO2
White

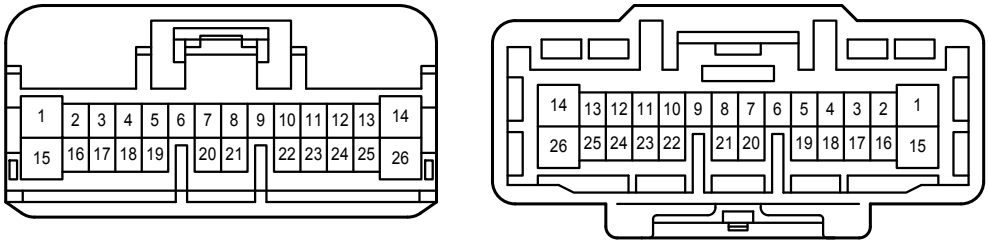

IS1
White

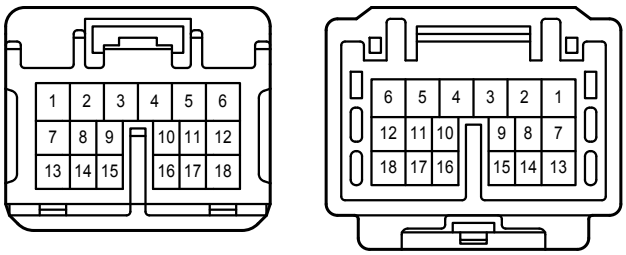

Ic1
White

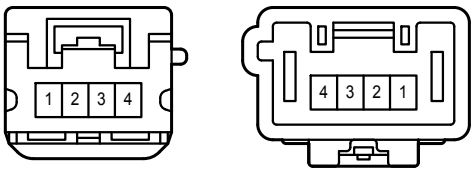

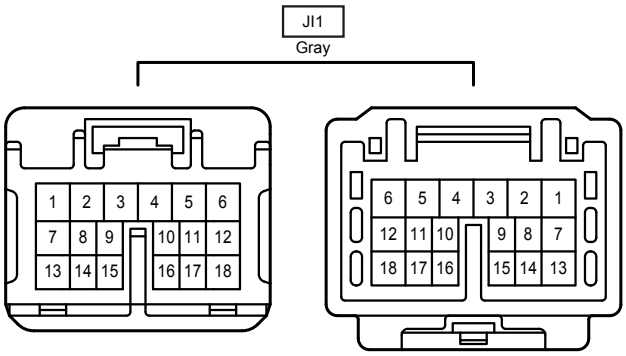
JI1
Gray
1 2 3 4 5 6
7 8 9 10 11 12
13 14 15 16 17 18
6 5 4 3 2 1
12 11 10 9 8 7
18 17 16 15 14 13

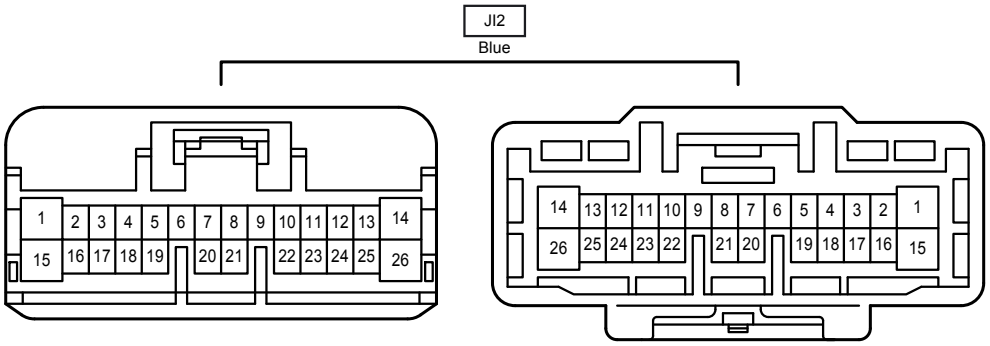
JI2
Blue
1 2 3 4 5 6 7 8 9 10 11 12 13 14
15 16 17 18 19 20 21 22 23 24 25 26
14 13 12 11 10 9 8 7 6 5 4 3 2 1
26 25 24 23 22 21 20 19 18 17 16 15

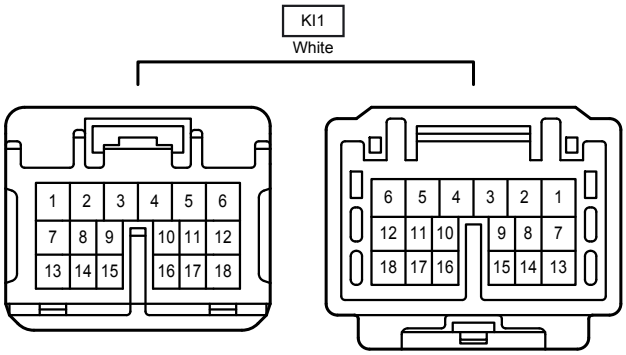
KI1
White
1 2 3 4 5 6
7 8 9 10 11 12
13 14 15 16 17 18
6 5 4 3 2 1
12 11 10 9 8 7
18 17 16 15 14 13

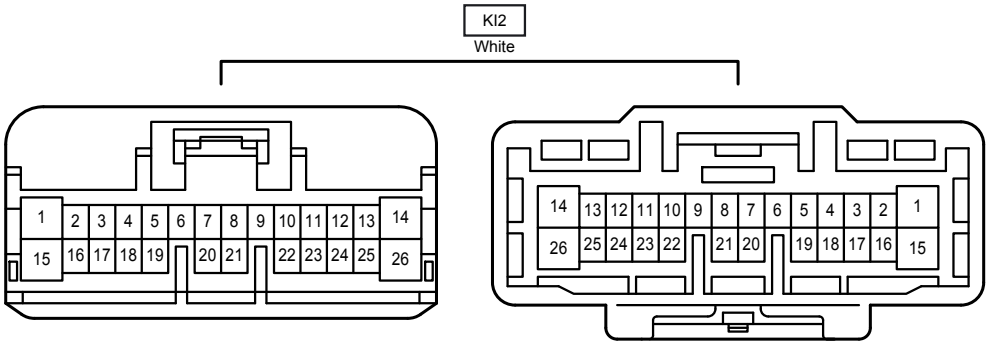
KI2
White
1 2 3 4 5 6 7 8 9 10 11 12 13 14
15 16 17 18 19 20 21 22 23 24 25 26
14 13 12 11 10 9 8 7 6 5 4 3 2 1
26 25 24 23 22 21 20 19 18 17 16 15

LO1
White

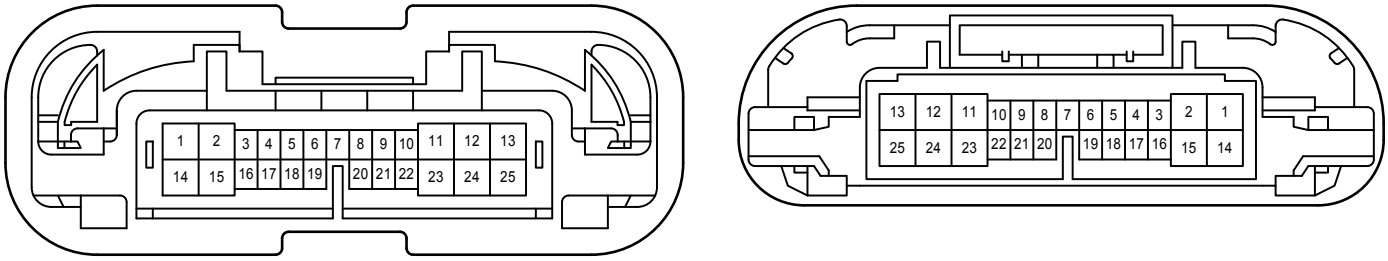

MN1
White

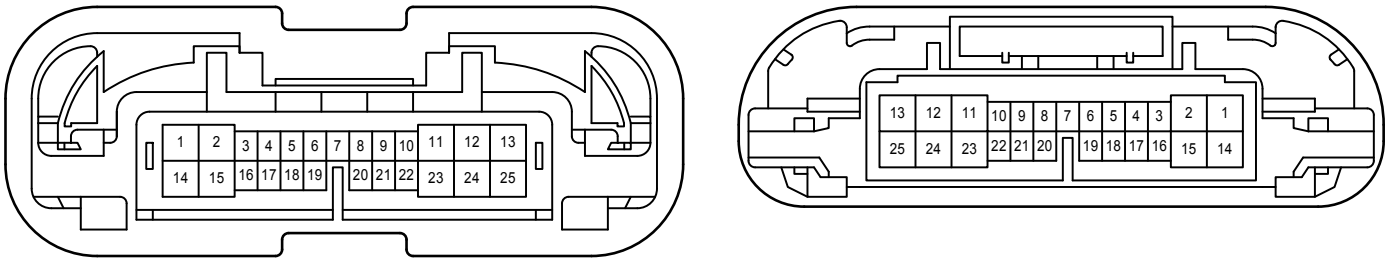

TN1
White

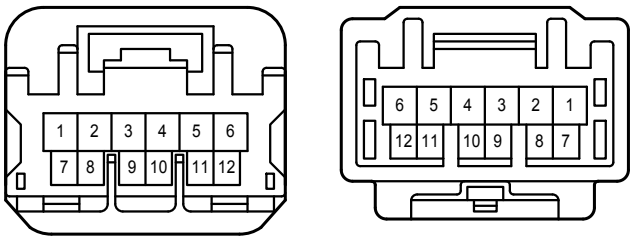

TO1
White

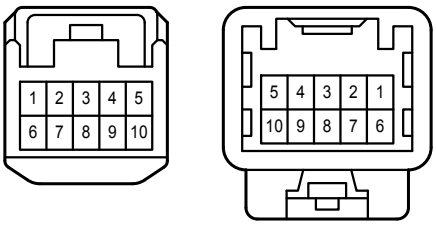

VJ1
White

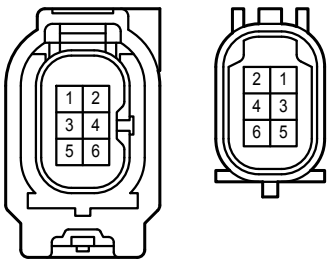
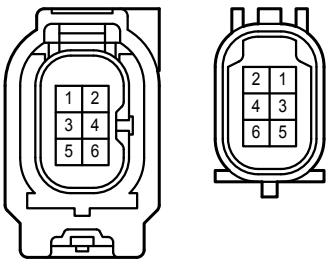
WK1
White