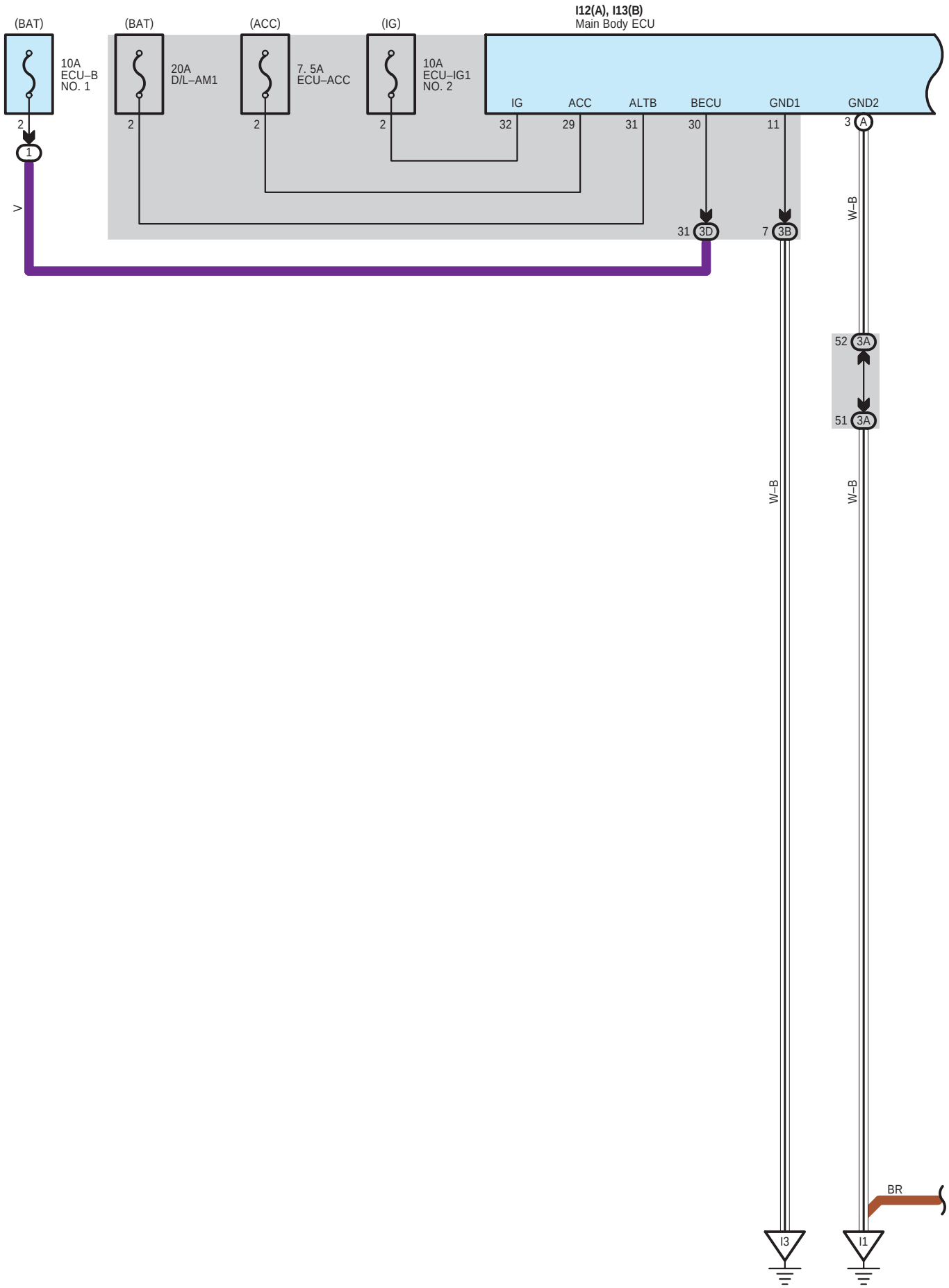
(BAT)
10A
ECU–B
NO. 1
(BAT)
20A
D/L–AM1
(ACC)
7. 5A
ECU–ACC
(IG)
10A
ECU–IG1
NO. 2
I12(A), I13(B)
Main Body ECU
IG
ACC
ALTB
BECU
GND1
GND2
2
1
V
2
2
2
32
29
31
30
11
3
A
31
3D
7
3B
W–B
52
3A
51
3A
W–B
W–B
BR
I3
I1

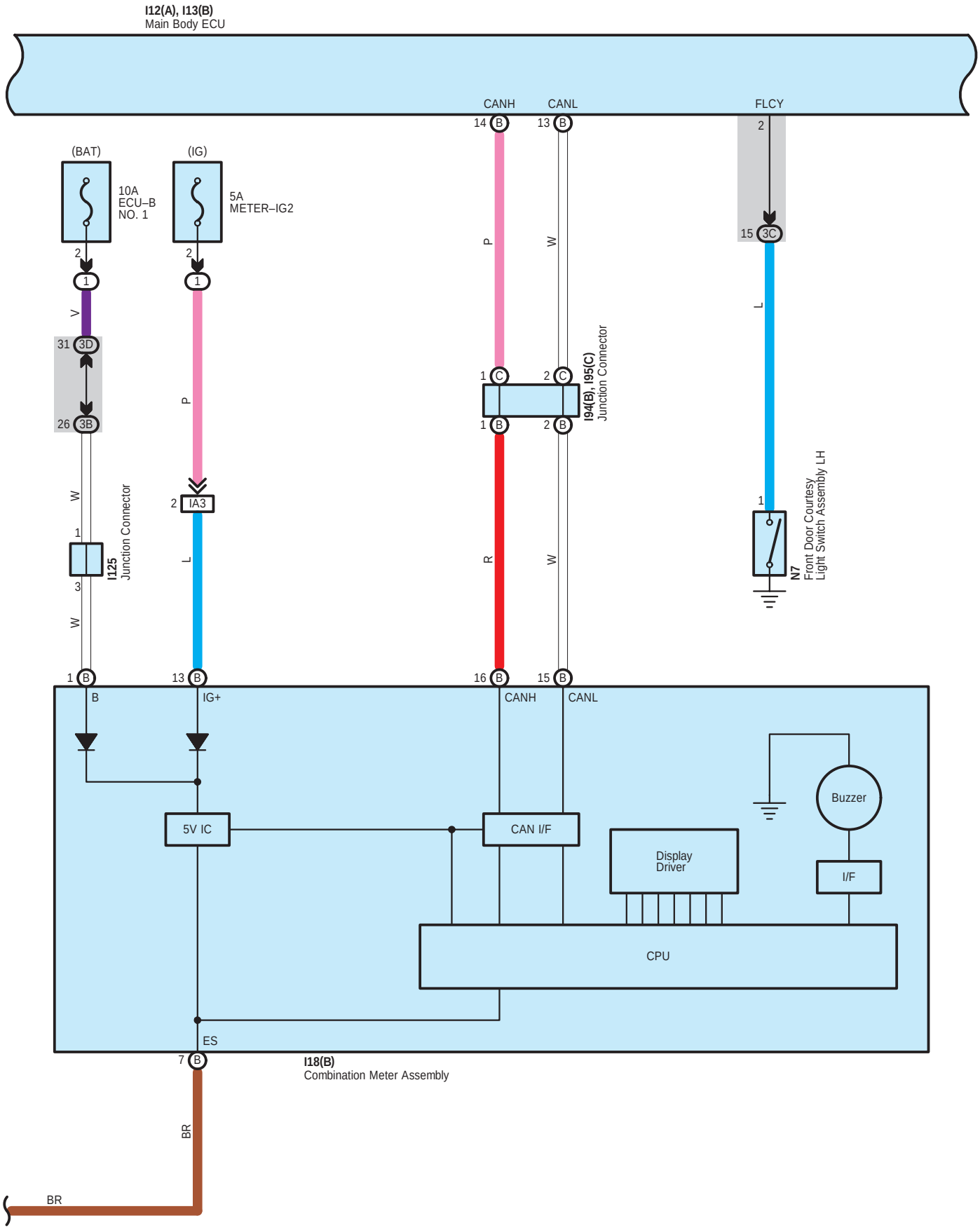
I12(A), I13(B)
Main Body ECU
CANH
CANL
FLCY
14 B
13 B
2
(BAT)
(IG)
10A
ECU–B
NO. 1
5A
METER–IG2
2
1
2
1
V
P
P
W
15 3C
L
31 3D
26 3B
1 C
2 C
1 B
2 B
I94(B), I95(C)
Junction Connector
W
1
3
W
I125
Junction Connector
2 IA3
L
R
W
1
N7
Front Door Courtesy
Light Switch Assembly LH
1 B
13 B
16 B
15 B
B
IG+
CANH
CANL
5V IC
CAN I/F
Display
Driver
Buzzer
I/F
CPU
ES
7 B
I18(B)
Combination Meter Assembly
BR
BR

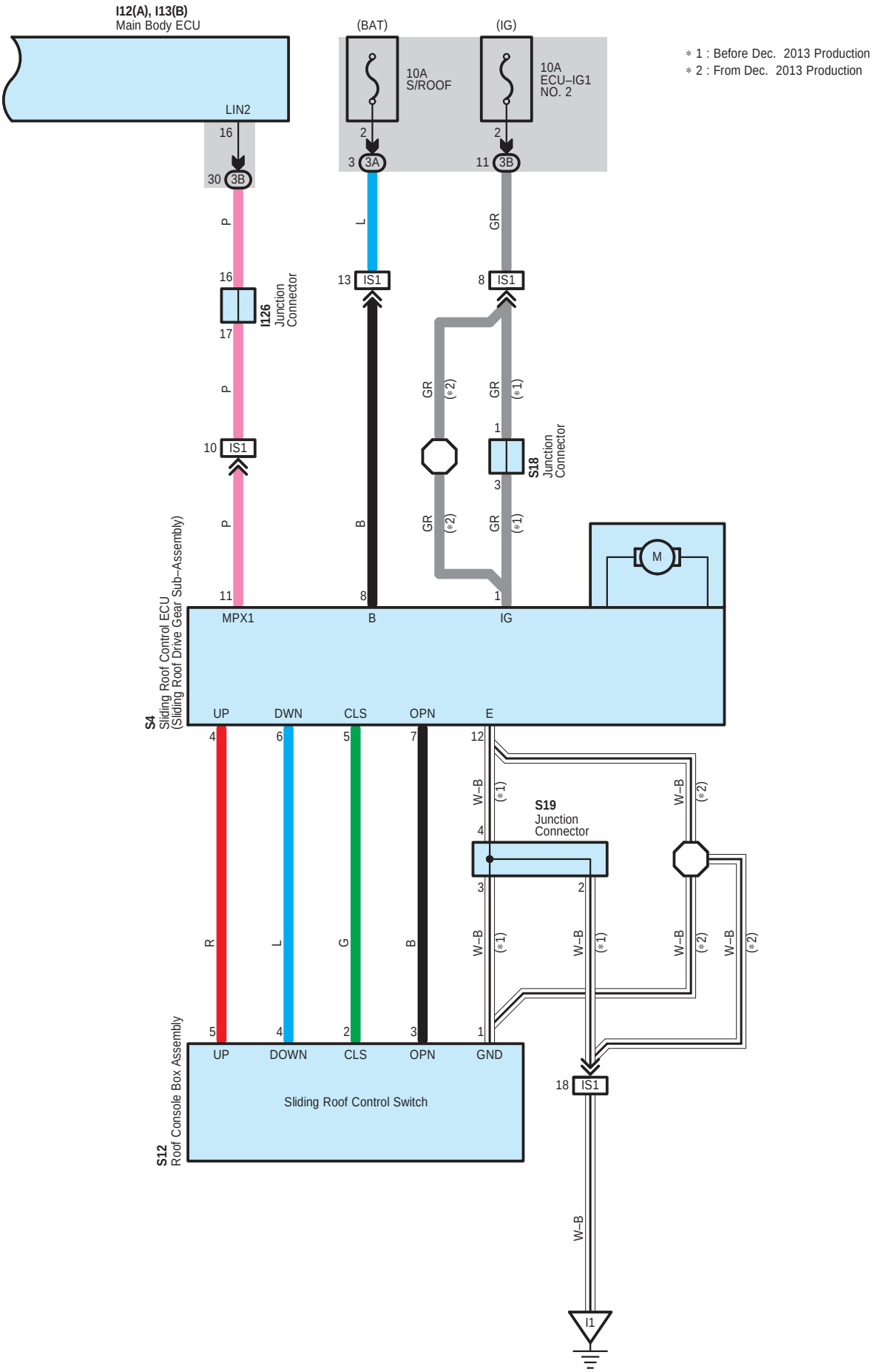
I12(A), I13(B)
Main Body ECU
LIN2
16
30 3B
(BAT)
(IG)
10A
S/ROOF
10A
ECU–IG1
NO. 2
2
3 3A
11 3B
P
L
GR
16
17
I126
Junction
Connector
13 IS1
8 IS1
GR (*2)
GR (*1)
1
3
S18
Junction
Connector
10 IS1
P
B
GR (*2)
GR (*1)
M
11
8
1
MPX1
B
IG
S4
Sliding Roof Control ECU
(Sliding Roof Drive Gear Sub–Assembly)
UP
DWN
CLS
OPN
E
4
6
5
7
12
W–B (*1)
W–B (*2)
S19
Junction
Connector
4
3
2
R
L
G
B
W–B (*1)
W–B (*1)
W–B (*2)
W–B (*2)
5
4
2
3
1
UP
DOWN
CLS
OPN
GND
S12
Roof Console Box Assembly
Sliding Roof Control Switch
18 IS1
W–B
I1
* 1 : Before Dec. 2013 Production
* 2 : From Dec. 2013 Production

I 12
White

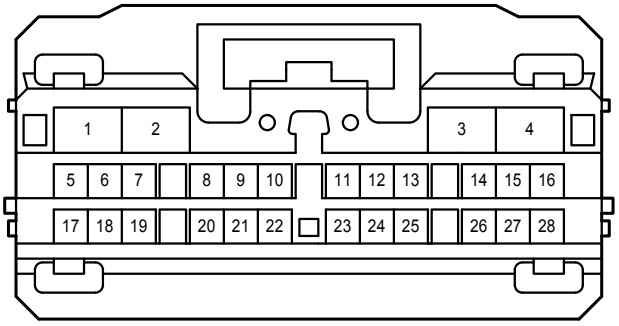

I 13
White

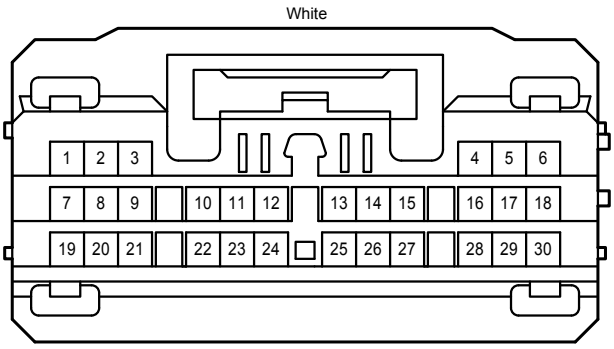

I 18
Black

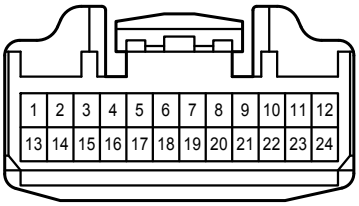

I 94
White

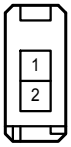

I 95
White

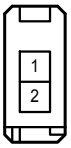

I125
Gray

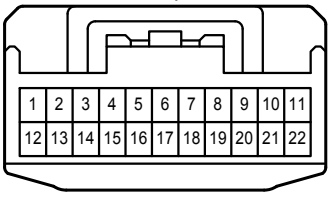

I126
White

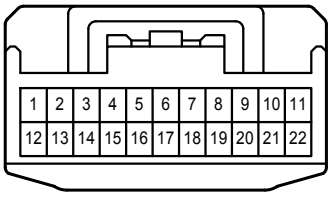

N 7
Black

S 4
White

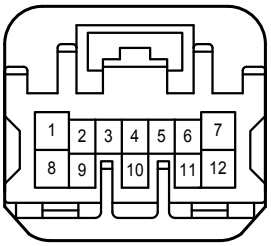

S 12
Black

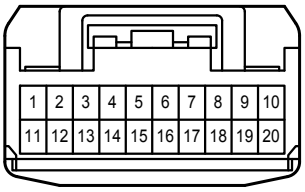

S 18
Black

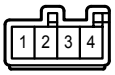

S 19
Black

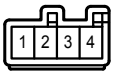

3A
White

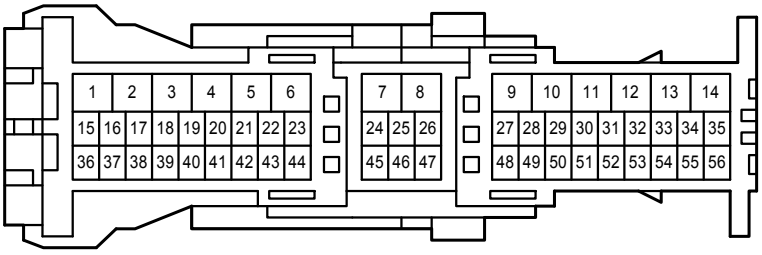

3B
White

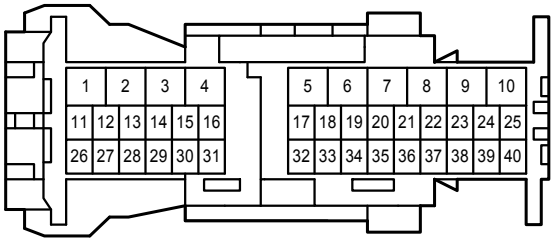

3C
White

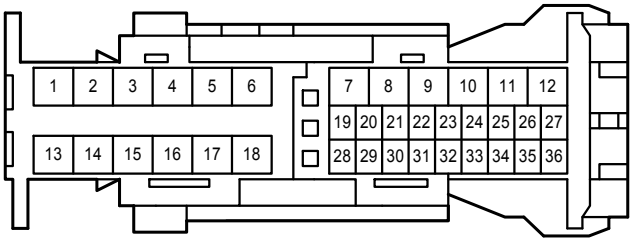

3D
White

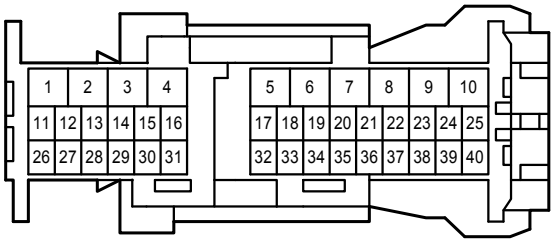

IA3
Blue

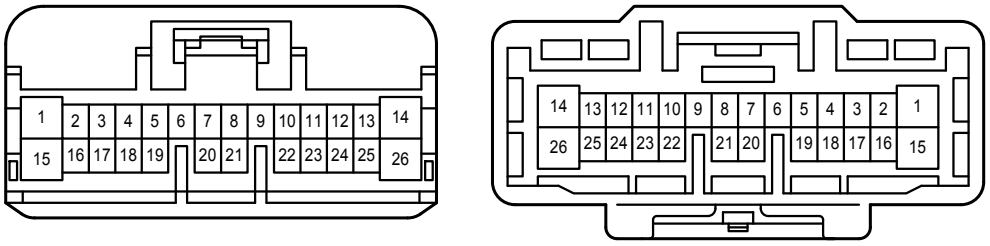
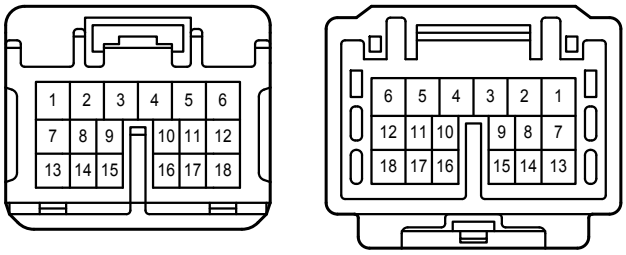
IS1
White