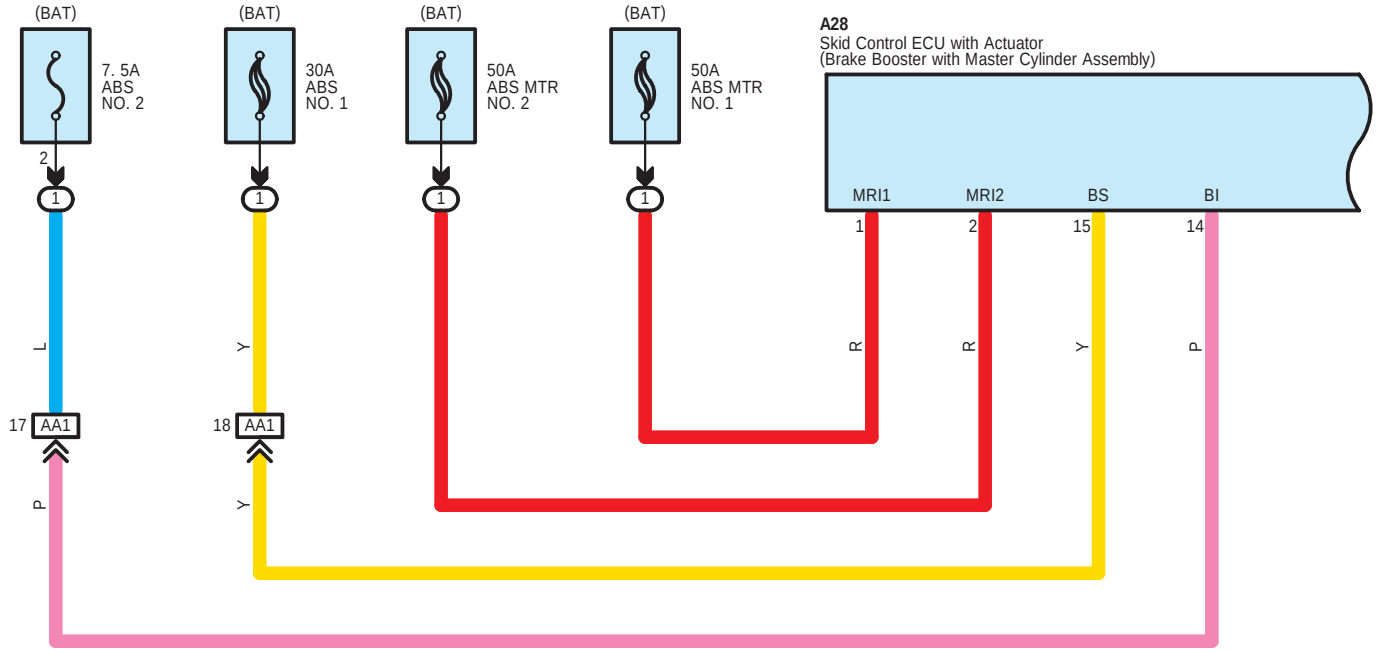
(BAT)
7. 5A
ABS
NO. 2
(BAT)
30A
ABS
NO. 1
(BAT)
50A
ABS MTR
NO. 2
(BAT)
50A
ABS MTR
NO. 1
A28
Skid Control ECU with Actuator
(Brake Booster with Master Cylinder Assembly)
MRI1
MRI2
BS
BI
2
1
1
1
1
1
2
15
14
L
Y
R
R
Y
P
17
AA1
18
AA1
P
Y

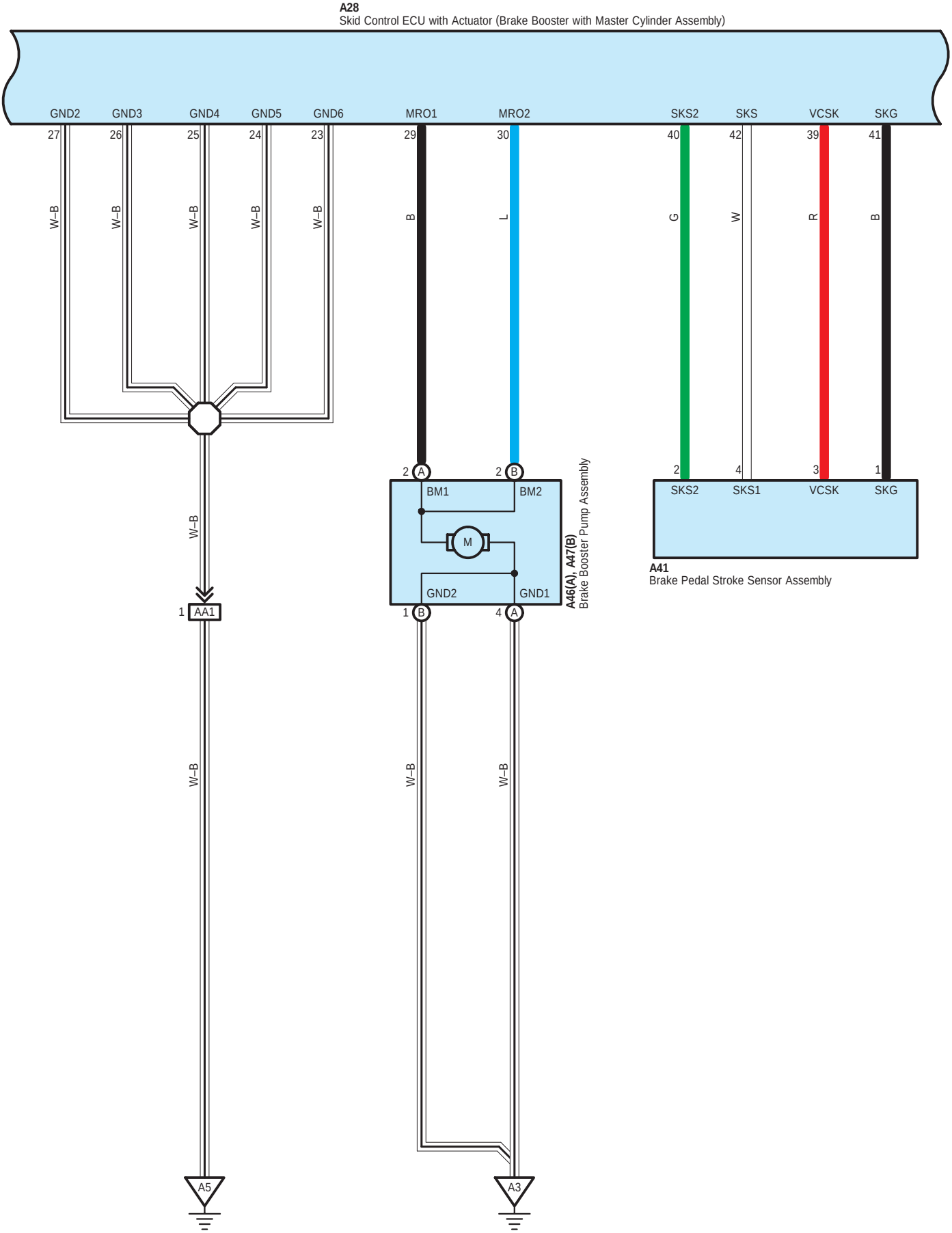
A28
Skid Control ECU with Actuator (Brake Booster with Master Cylinder Assembly)
GND2
GND3
GND4
GND5
GND6
MRO1
MRO2
SKS2
SKS
VCSK
SKG
27
26
25
24
23
29
30
40
42
39
41
W–B
B
L
G
W
R
B
2
A
2
B
BM1
BM2
M
GND2
GND1
1
B
4
A
A46(A), A47(B)
Brake Booster Pump Assembly
2
4
3
1
SKS2
SKS1
VCSK
SKG
A41
Brake Pedal Stroke Sensor Assembly
1
AA1
A5
A3

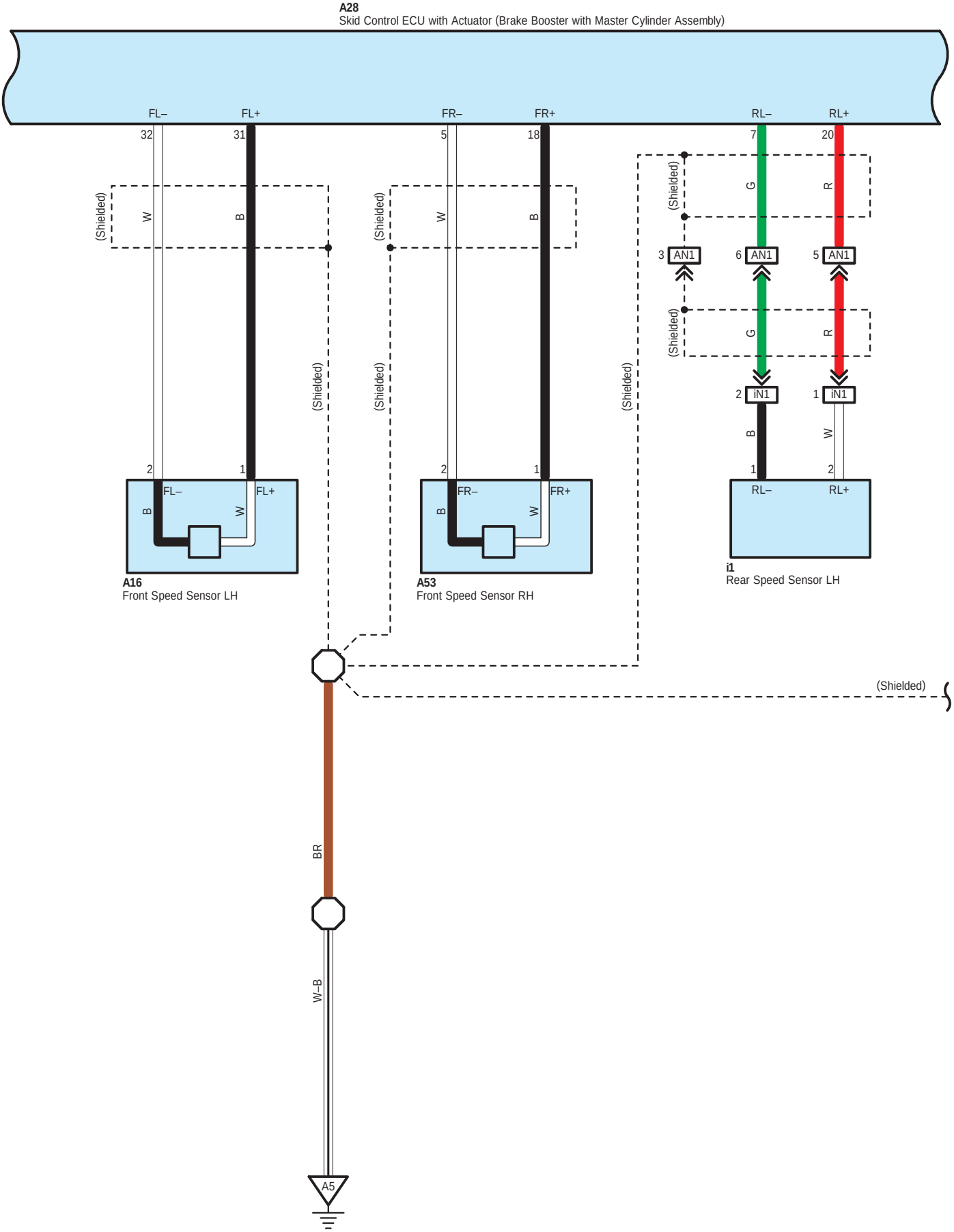
A28
Skid Control ECU with Actuator (Brake Booster with Master Cylinder Assembly)
FL–
FL+
FR–
FR+
RL–
RL+
32
31
5
18
7
20
(Shielded)
W
B
G
R
3 AN1
6 AN1
5 AN1
2 iN1
1 iN1
2
1
A16
Front Speed Sensor LH
A53
Front Speed Sensor RH
i1
Rear Speed Sensor LH
BR
W–B
A5

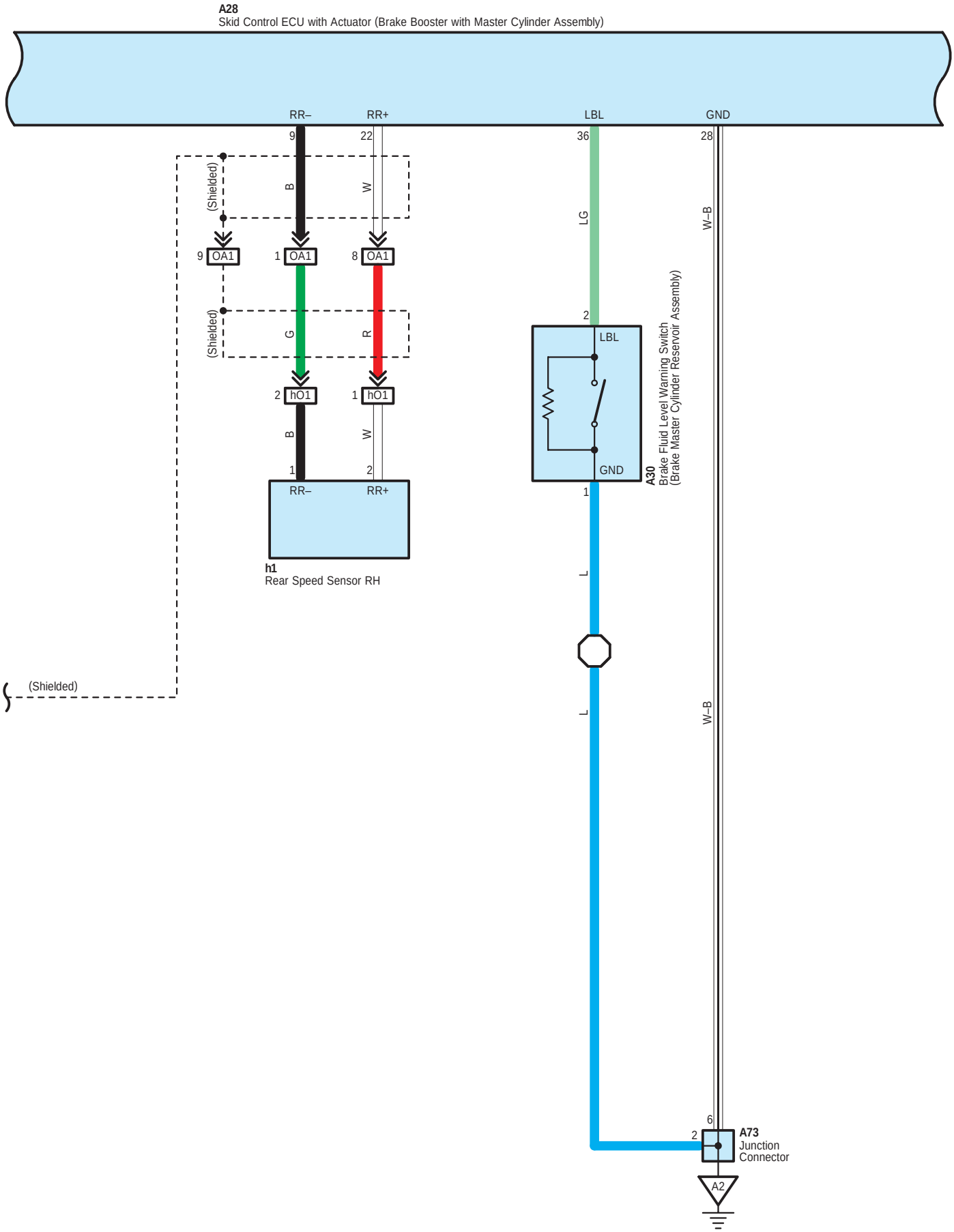
A28
Skid Control ECU with Actuator (Brake Booster with Master Cylinder Assembly)
RR–
RR+
LBL
GND
9
22
36
28
(Shielded)
B
W
LG
W–B
9 OA1
1 OA1
8 OA1
(Shielded)
G
R
2
LBL
2 hO1
1 hO1
B
W
1
2
RR–
RR+
GND
A30
Brake Fluid Level Warning Switch
(Brake Master Cylinder Reservoir Assembly)
1
h1
Rear Speed Sensor RH
L
(Shielded)
L
W–B
6
2
A73
Junction
Connector
A2

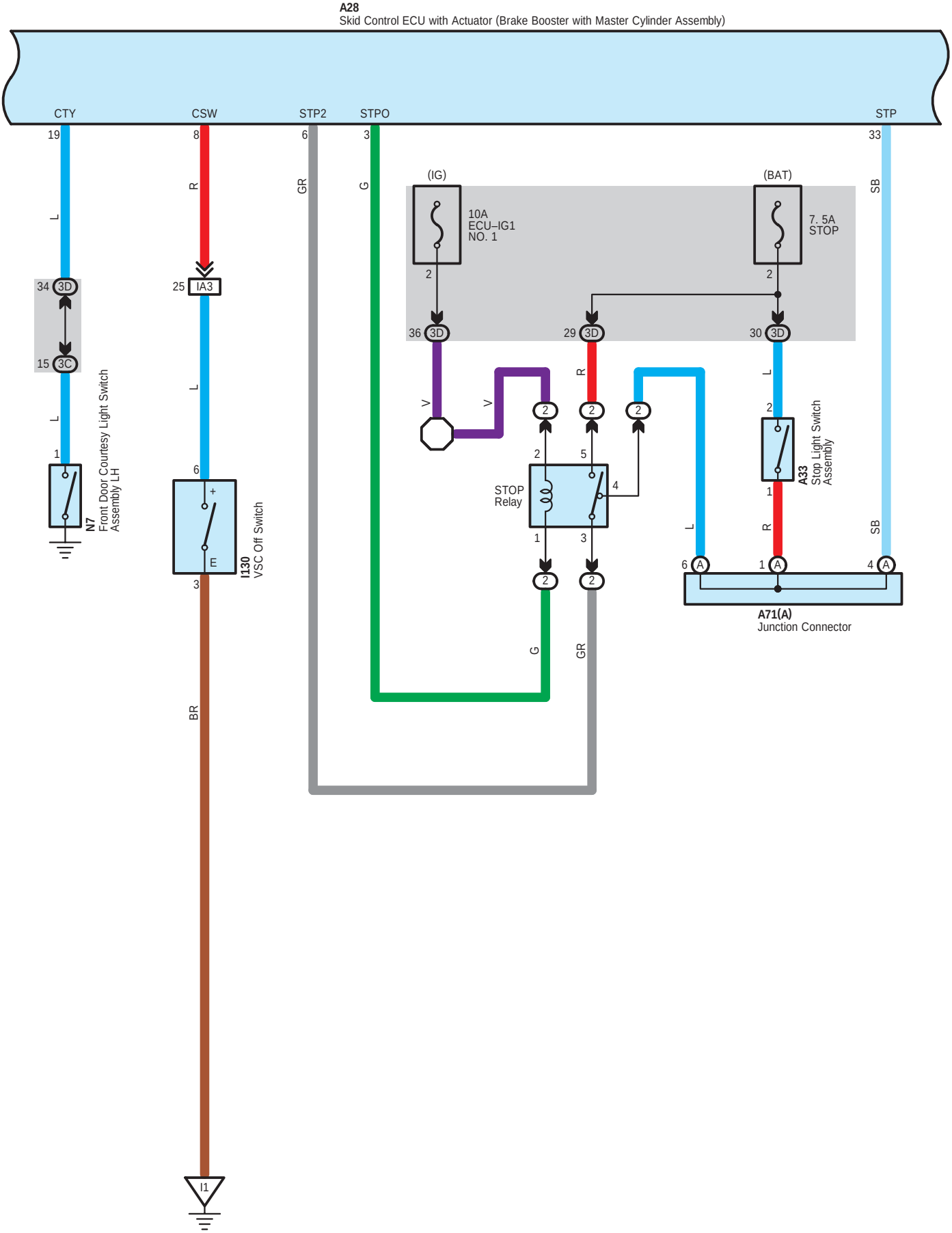
A28
Skid Control ECU with Actuator (Brake Booster with Master Cylinder Assembly)
CTY
CSW
STP2
STPO
STP
19
8
6
3
33
L
R
GR
G
SB
(IG)
(BAT)
10A
ECU–IG1
NO. 1
7. 5A
STOP
34 3D
15 3C
25 IA3
36 3D
29 3D
30 3D
V
STOP
Relay
A33
Stop Light Switch
Assembly
N7
Front Door Courtesy Light Switch
Assembly LH
I130
VSC Off Switch
E
BR
I1
A71(A)
Junction Connector

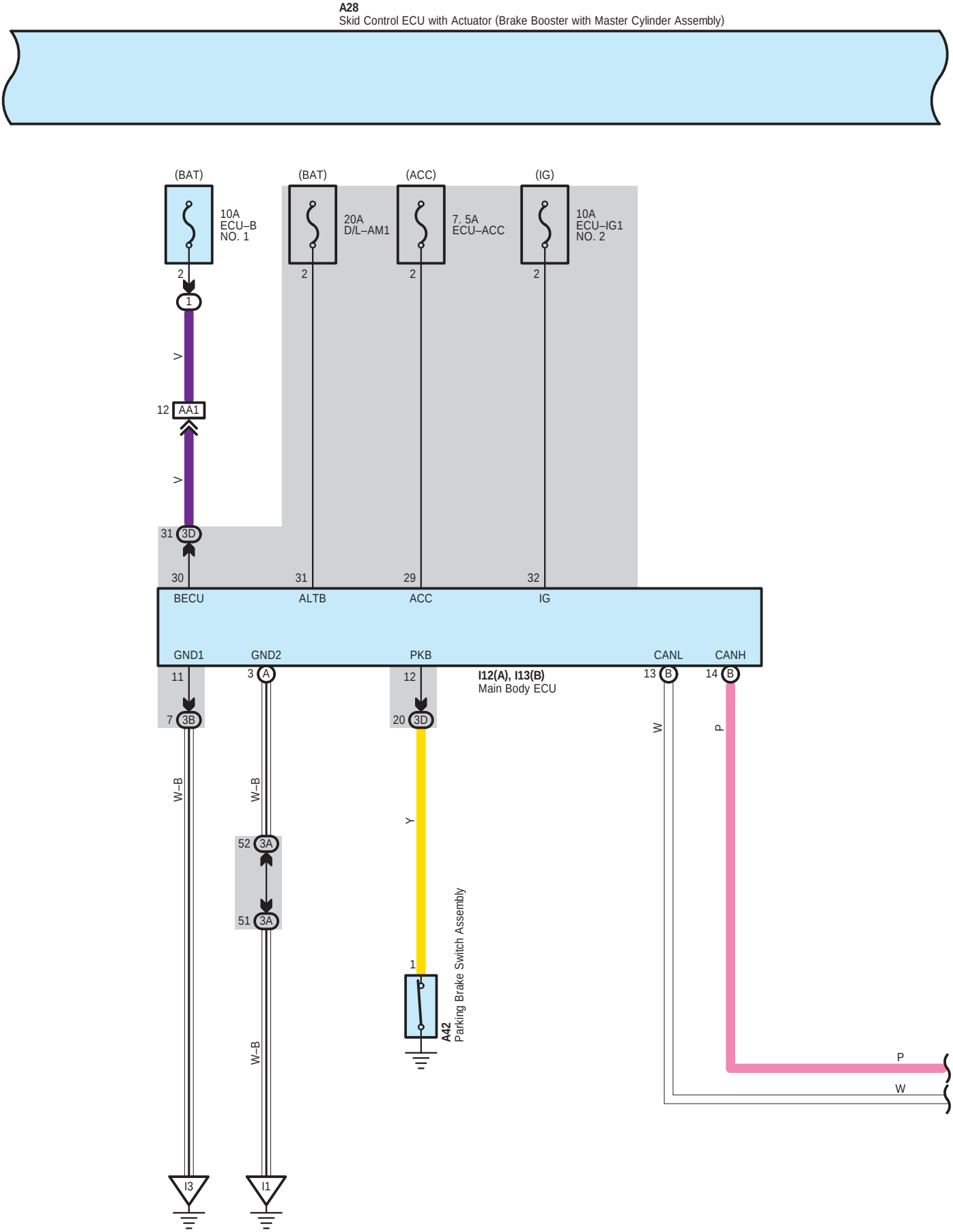
A28
Skid Control ECU with Actuator (Brake Booster with Master Cylinder Assembly)
(BAT)
10A
ECU–B
NO. 1
(BAT)
20A
D/L–AM1
(ACC)
7. 5A
ECU–ACC
(IG)
10A
ECU–IG1
NO. 2
2
1
V
12 AA1
V
31 3D
30
31
29
32
BECU
ALTB
ACC
IG
GND1
GND2
PKB
CANL
CANH
11
7 3B
3 A
12
20 3D
13 B
14 B
I12(A), I13(B)
Main Body ECU
W–B
W–B
52 3A
51 3A
W–B
Y
1
A42
Parking Brake Switch Assembly
W
P
P
W
I3
I1

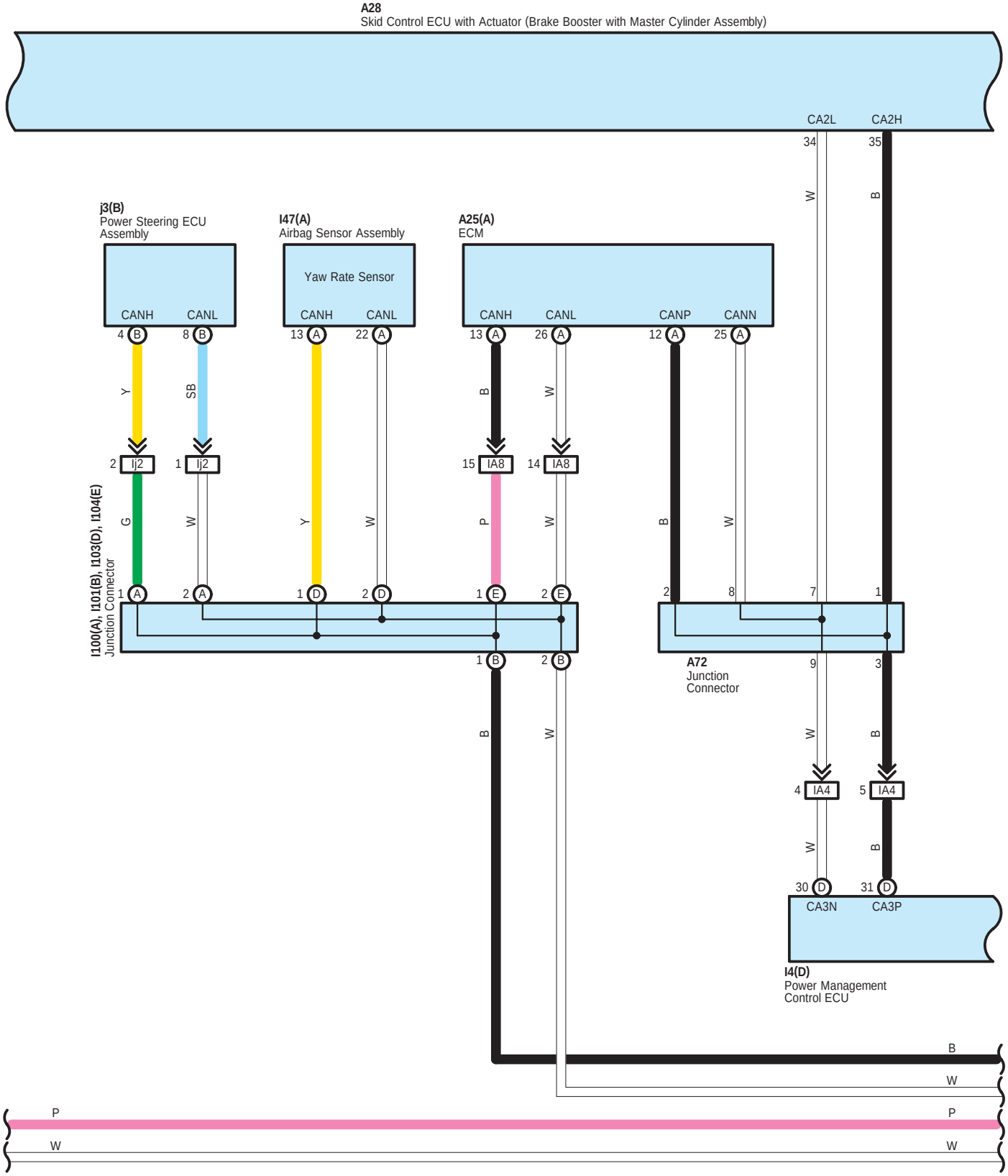
A28
Skid Control ECU with Actuator (Brake Booster with Master Cylinder Assembly)
CA2L
CA2H
34
35
W
B
j3(B)
Power Steering ECU Assembly
CANH
CANL
4 B
8 B
Y
SB
2 Ij2
1 Ij2
G
W
1 A
2 A
I47(A)
Airbag Sensor Assembly
Yaw Rate Sensor
CANH
CANL
13 A
22 A
Y
W
1 D
2 D
A25(A)
ECM
CANH
CANL
CANP
CANN
13 A
26 A
12 A
25 A
B
W
15 IA8
14 IA8
P
W
B
W
1 E
2 E
2
8
7
1
I100(A), I101(B), I103(D), I104(E)
Junction Connector
1 B
2 B
A72
Junction Connector
9
3
B
W
W
B
4 IA4
5 IA4
W
B
30 D
31 D
CA3N
CA3P
I4(D)
Power Management Control ECU
B
W
P
P
W
W

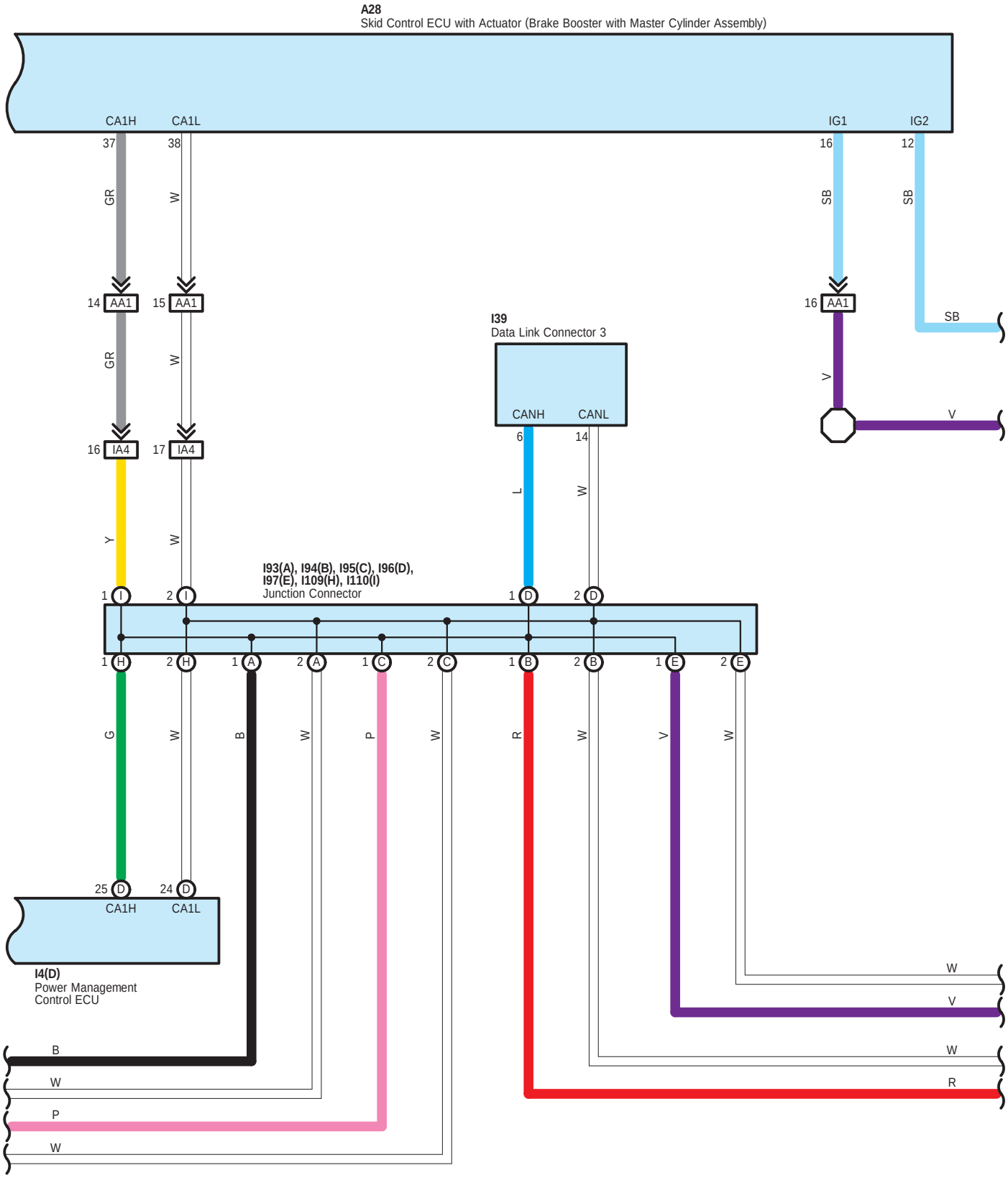
A28
Skid Control ECU with Actuator (Brake Booster with Master Cylinder Assembly)
CA1H
CA1L
IG1
IG2
37
38
16
12
GR
W
SB
SB
14 AA1
15 AA1
16 AA1
SB
GR
W
V
V
16 IA4
17 IA4
I39
Data Link Connector 3
CANH
CANL
6
14
L
W
Y
W
I93(A), I94(B), I95(C), I96(D),
I97(E), I109(H), I110(I)
Junction Connector
1 I
2 I
1 D
2 D
1 H
2 H
1 A
2 A
1 C
2 C
1 B
2 B
1 E
2 E
G
W
B
W
P
W
R
W
V
W
25 D
24 D
CA1H
CA1L
I4(D)
Power Management
Control ECU
W
V
B
W
W
R
P
W

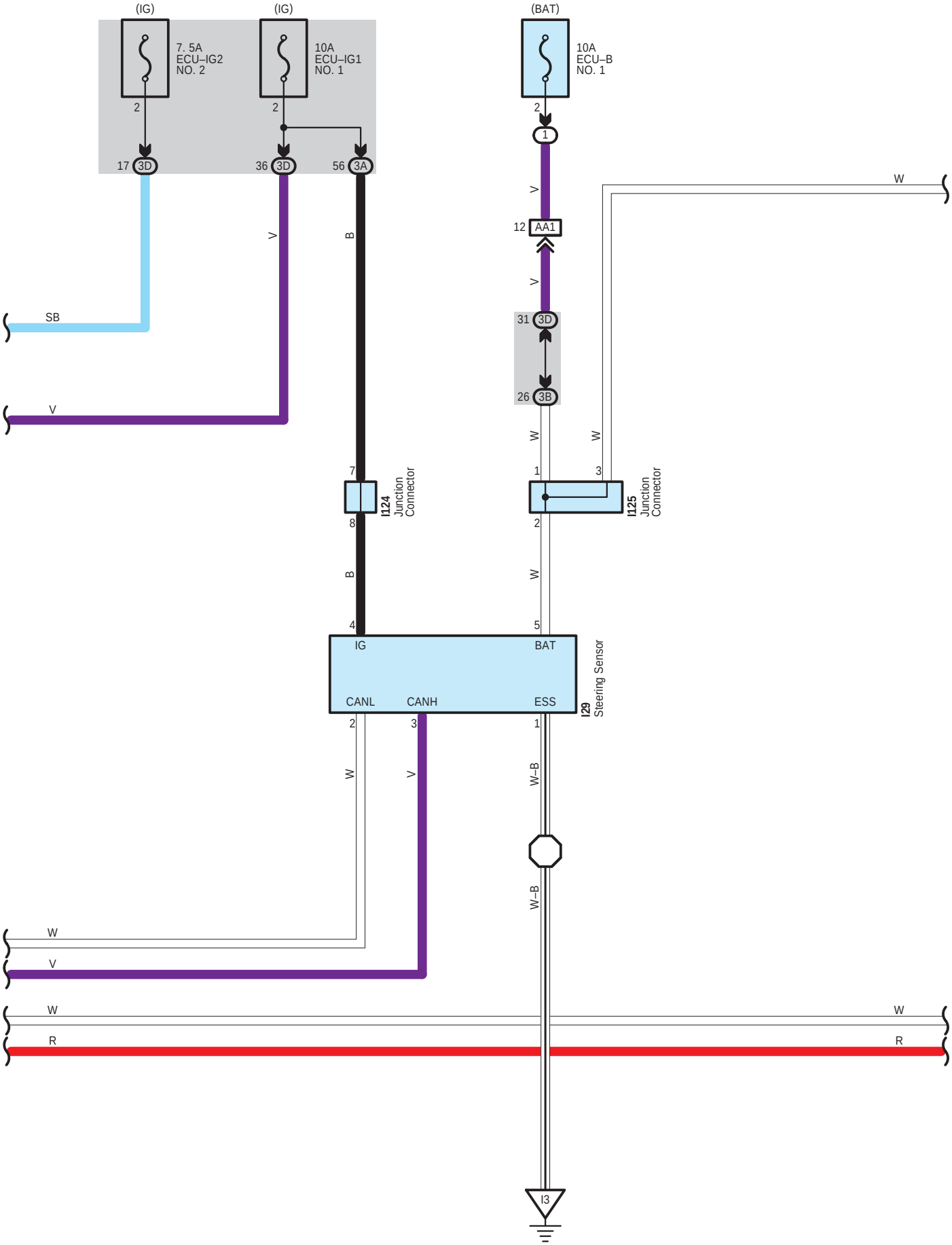
(IG)
(IG)
(BAT)
7. 5A
ECU–IG2
NO. 2
10A
ECU–IG1
NO. 1
10A
ECU–B
NO. 1
2
2
2
1
17 3D
36 3D
56 3A
V
B
V
12 AA1
V
31 3D
26 3B
W
W
W
SB
V
7
8
I124
Junction
Connector
1
3
2
I125
Junction
Connector
B
W
4
5
IG
BAT
CANL
CANH
ESS
I29
Steering Sensor
2
3
1
W
V
W–B
W–B
W
V
W
W
R
R
I3

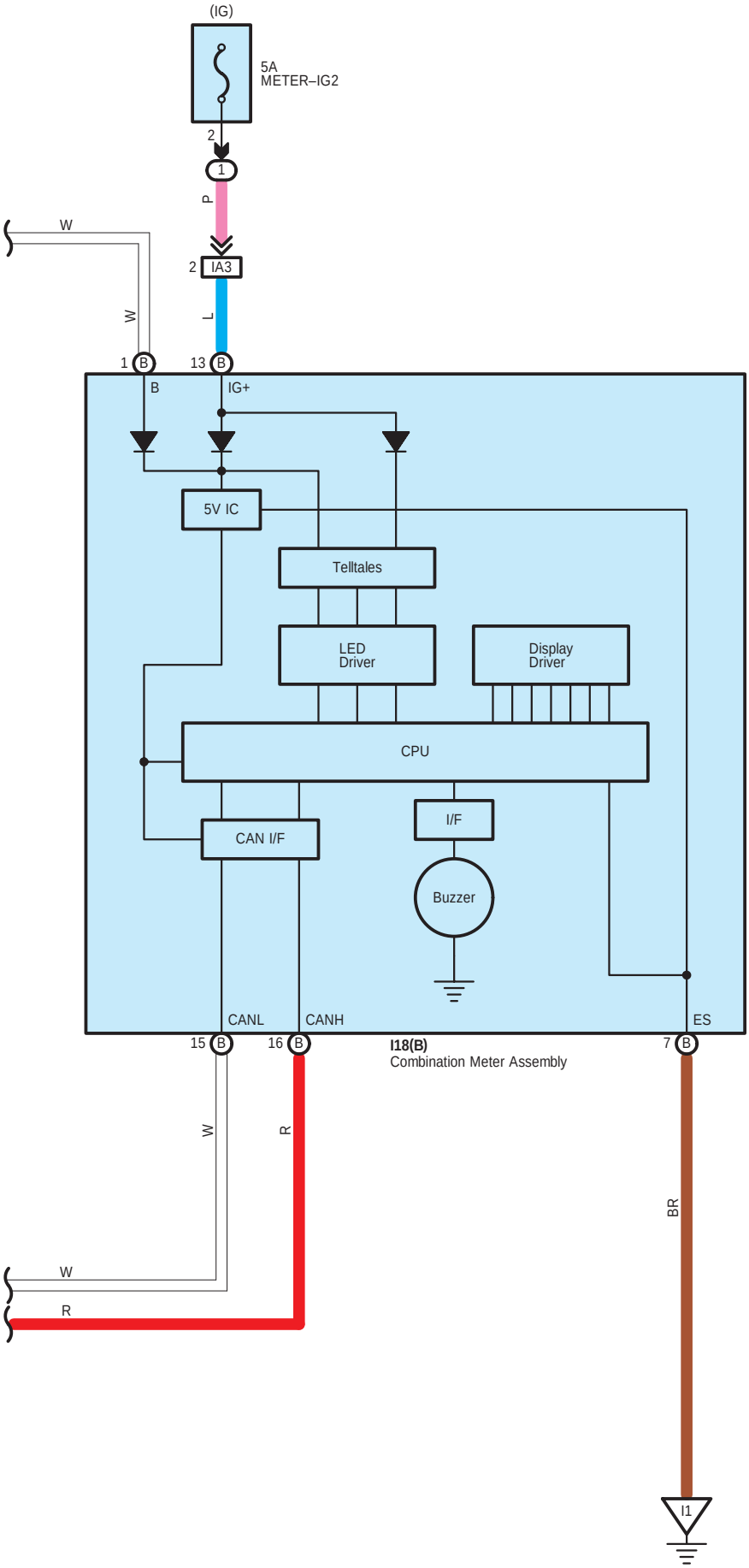
(IG)
5A
METER–IG2
2
1
P
W
2
IA3
W
L
1
B
13
B
B
IG+
5V IC
Telltales
LED
Driver
Display
Driver
CPU
I/F
CAN I/F
Buzzer
CANL
CANH
ES
15
B
16
B
I18(B)
Combination Meter Assembly
7
B
W
R
BR
W
R
I1

A 16
Black



A 25
Black

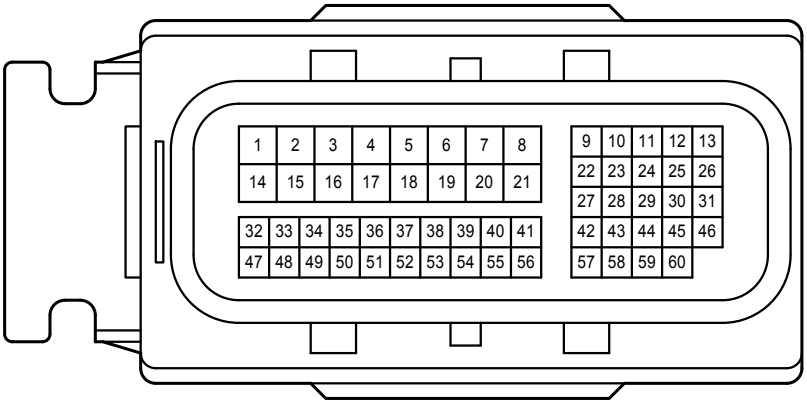

A 28
Black

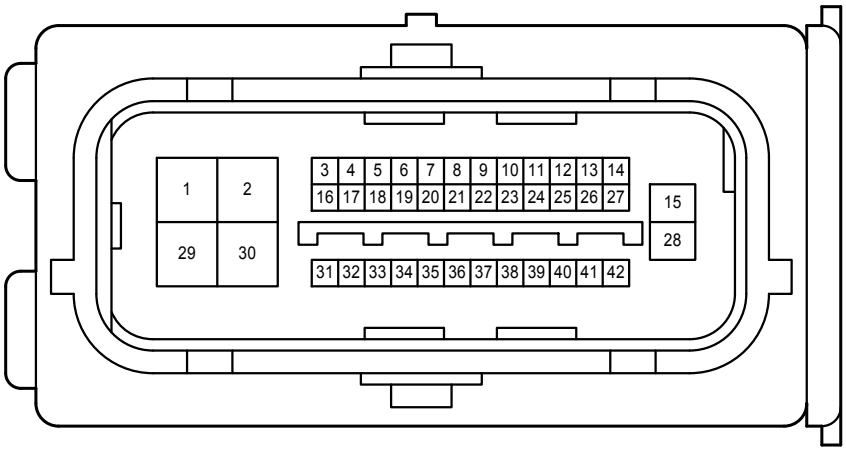

A 30
Black

A 33
White



A 41
Black

A 42
Black

A 46
Black

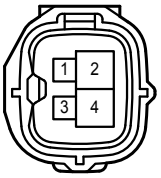

A 47
Black

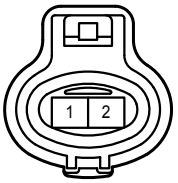

A 53
Black



A 71
Gray

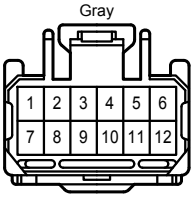

A 72
White

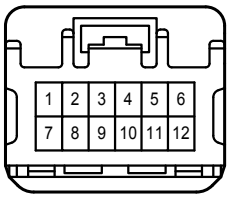

A 73
Gray

I 4
Gray

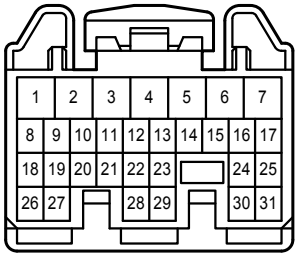

I 12
White

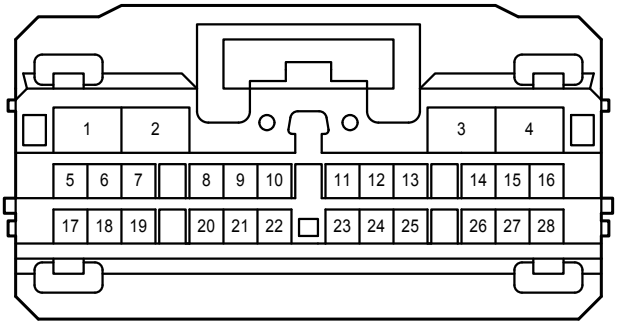

I 13
White

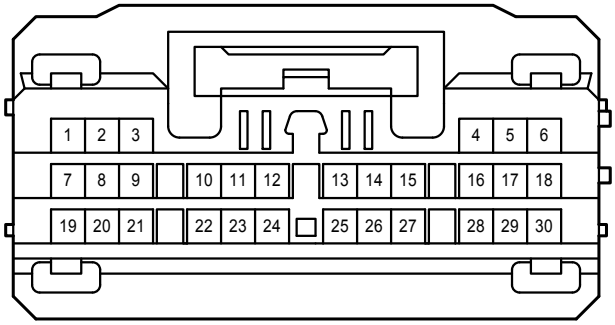

I 18
Black

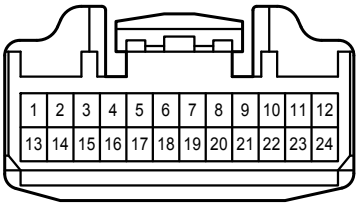

I 29
Blue

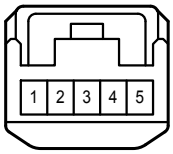

I 39
White

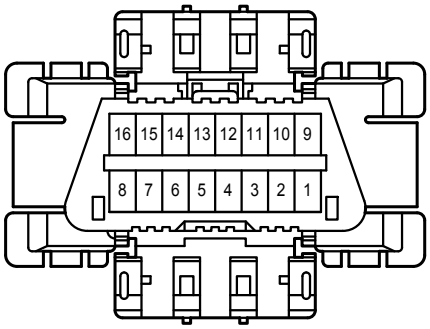

I 47
Yellow

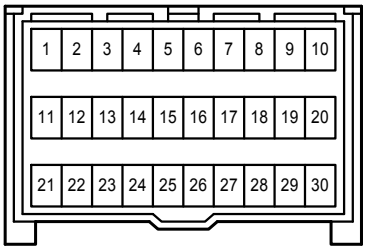

I 93
White

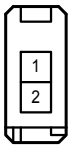

I 94
White

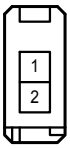

I 95
White

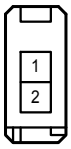

I 96
White

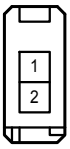

I 97
White

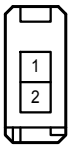

I100
White

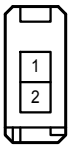

I101
White

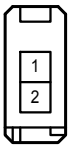

I103
White

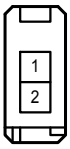

I104
White

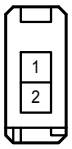

I109
White

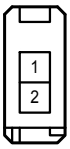

I110
White

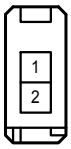

I124
White

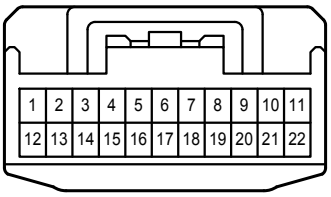

I125
Gray

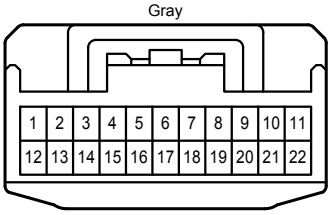

I130
Black

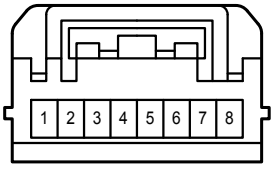

N 7
Black

h 1
Black

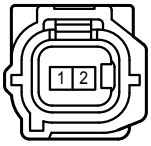

i 1
Black



j 3
White



3A
White

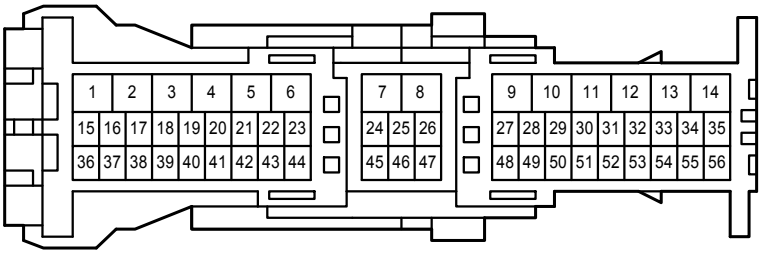

3B
White

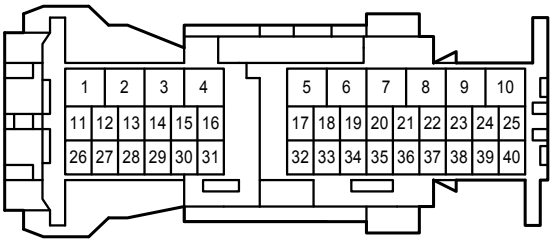

3C
White

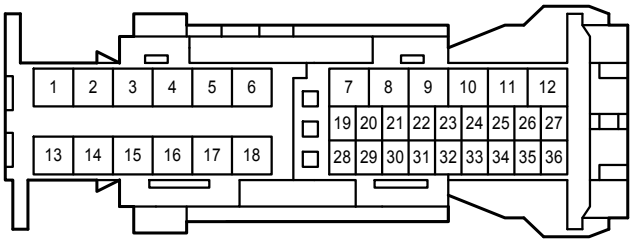

3D
White

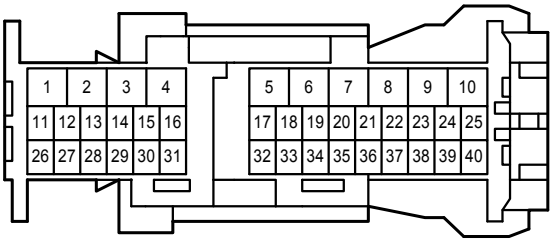

AA1
Blue

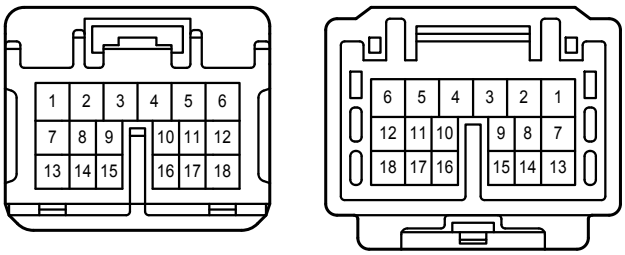

AN1
White

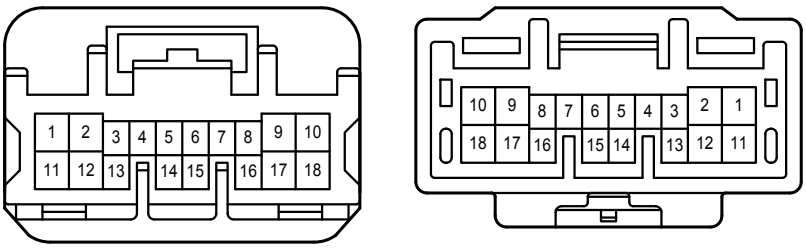

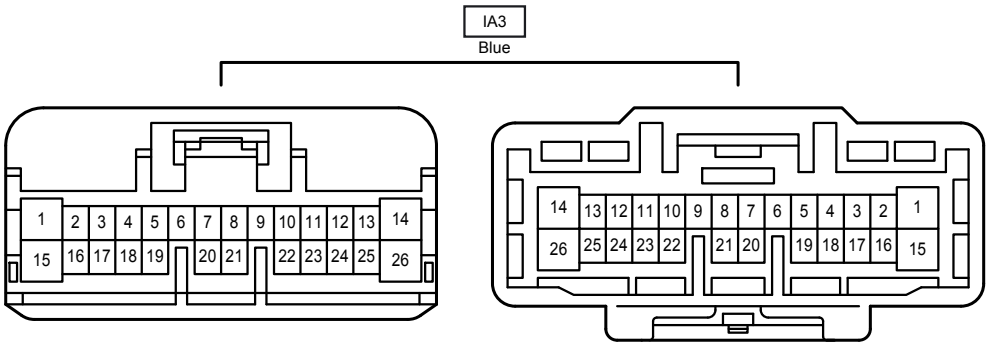
IA3
Blue
1 2 3 4 5 6 7 8 9 10 11 12 13 14
15 16 17 18 19 20 21 22 23 24 25 26
14 13 12 11 10 9 8 7 6 5 4 3 2 1
26 25 24 23 22 21 20 19 18 17 16 15

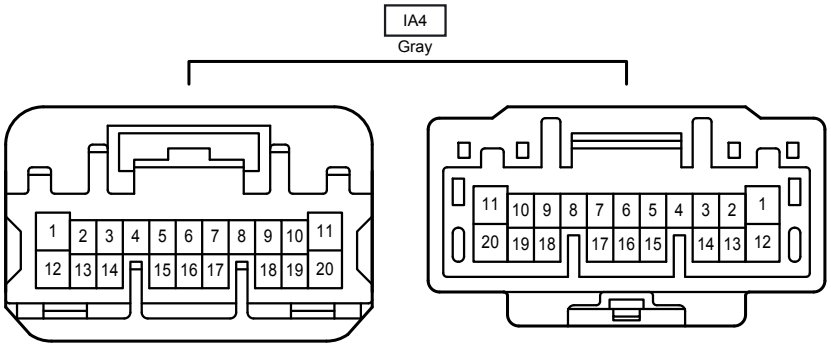
IA4
Gray
1 2 3 4 5 6 7 8 9 10 11
12 13 14 15 16 17 18 19 20
11 10 9 8 7 6 5 4 3 2 1
20 19 18 17 16 15 14 13 12

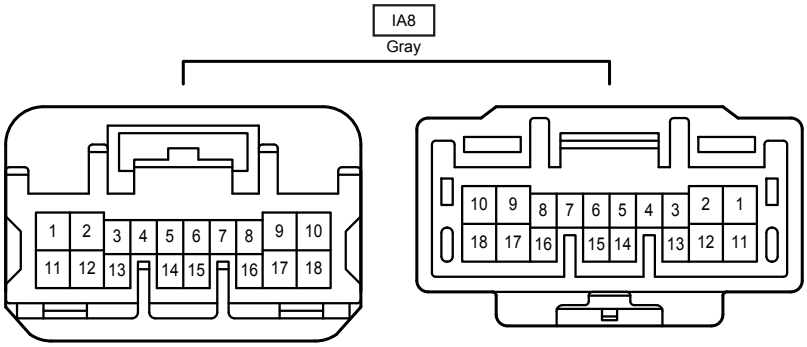
IA8
Gray
1 2 3 4 5 6 7 8 9 10
11 12 13 14 15 16 17 18
10 9 8 7 6 5 4 3 2 1
18 17 16 15 14 13 12 11

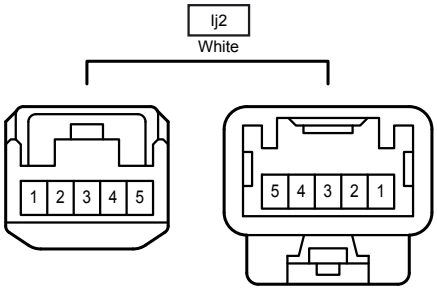
Ij2
White
1 2 3 4 5
5 4 3 2 1

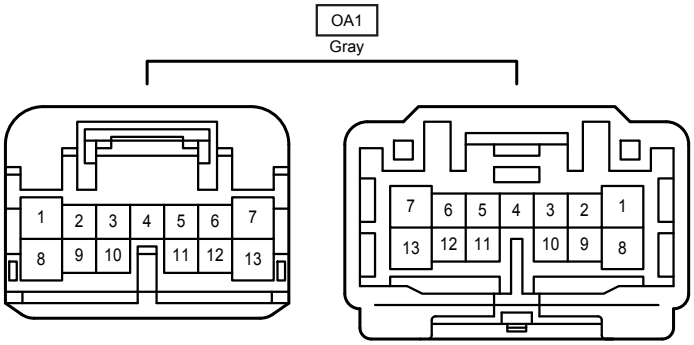
OA1
Gray
1 2 3 4 5 6 7
8 9 10 11 12 13
7 6 5 4 3 2 1
13 12 11 10 9 8

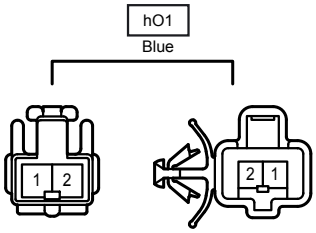
hO1
Blue
1 2
2 1

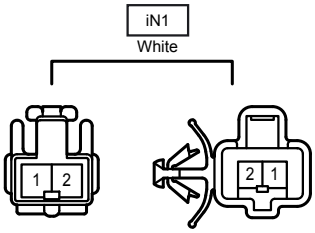
iN1
White
1 2
2 1