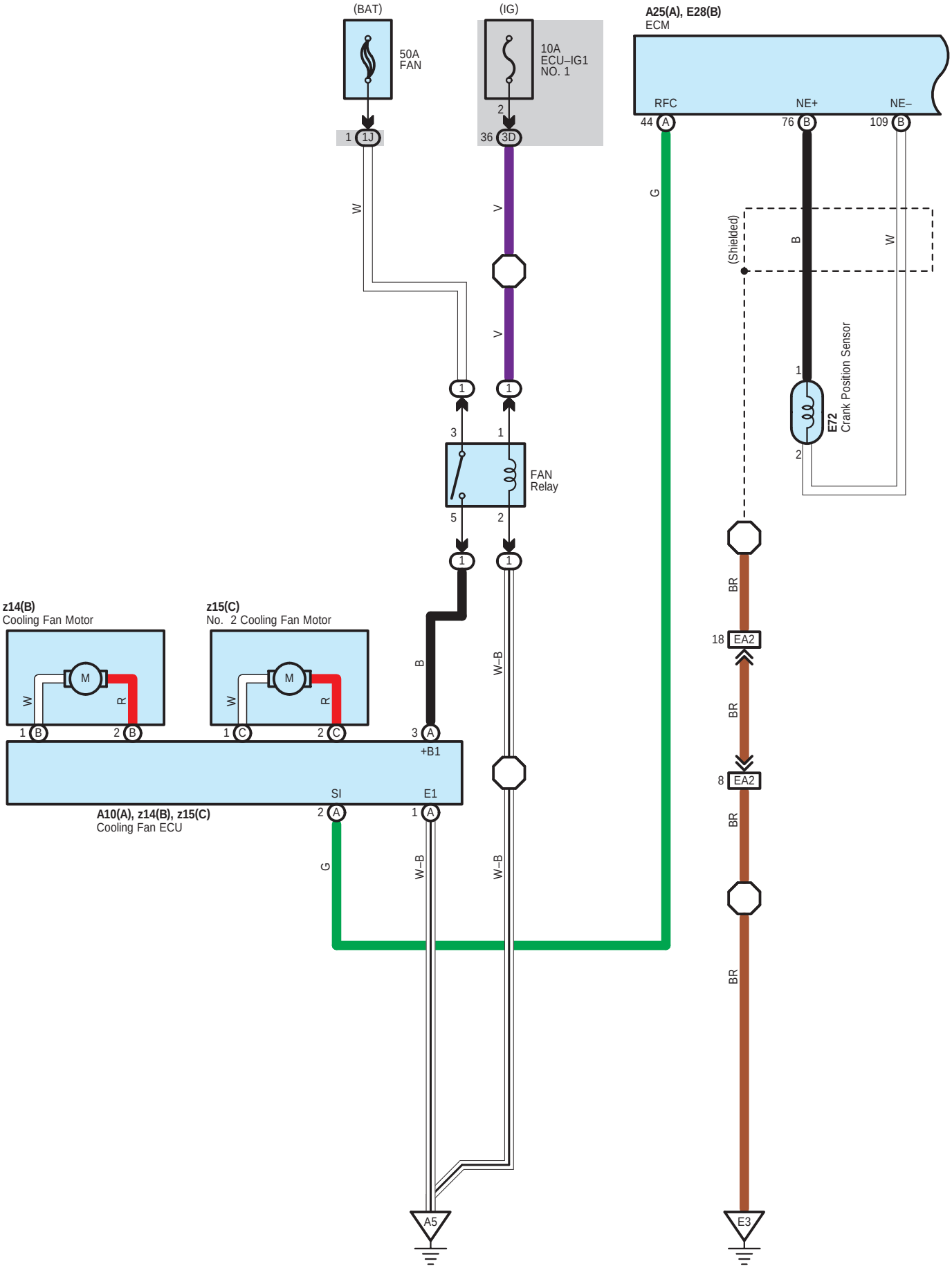
(BAT)
50A
FAN
1 1J
(IG)
10A
ECU–IG1
NO. 1
2
36 3D
A25(A), E28(B)
ECM
RFC
NE+
NE–
44 A
76 B
109 B
G
W
V
V
(Shielded)
B
W
1
E72
Crank Position Sensor
2
1
1
3
1
FAN
Relay
5
2
1
1
BR
18 EA2
BR
8 EA2
BR
BR
z14(B)
Cooling Fan Motor
z15(C)
No. 2 Cooling Fan Motor
M
W
R
1 B
2 B
1 C
2 C
B
W–B
3 A
+B1
SI
E1
A10(A), z14(B), z15(C)
Cooling Fan ECU
2 A
1 A
G
W–B
W–B
A5
E3

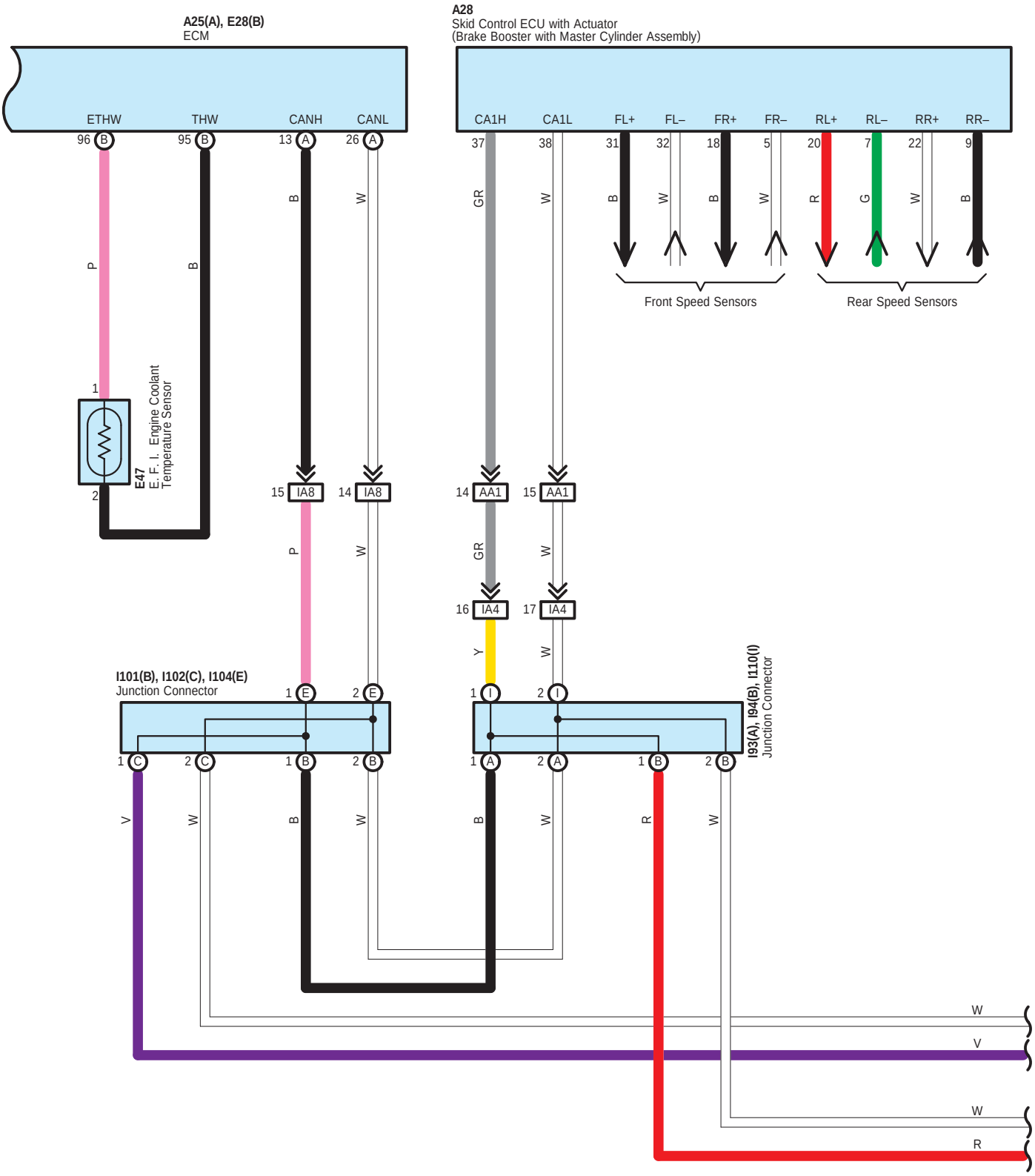
A25(A), E28(B)
ECM
ETHW
THW
CANH
CANL
96 B
95 B
13 A
26 A
P
B
B
W
1
2
E47
E. F. I. Engine Coolant Temperature Sensor
15 IA8
14 IA8
P
W
A28
Skid Control ECU with Actuator
(Brake Booster with Master Cylinder Assembly)
CA1H
CA1L
FL+
FL–
FR+
FR–
RL+
RL–
RR+
RR–
37
38
31
32
18
5
20
7
22
9
GR
W
B
W
B
W
R
G
W
B
Front Speed Sensors
Rear Speed Sensors
14 AA1
15 AA1
GR
W
16 IA4
17 IA4
Y
W
I101(B), I102(C), I104(E)
Junction Connector
1 E
2 E
1 C
2 C
1 B
2 B
V
W
B
W
I93(A), I94(B), I110(I)
Junction Connector
1 I
2 I
1 A
2 A
1 B
2 B
B
W
R
W
W
V
W
R

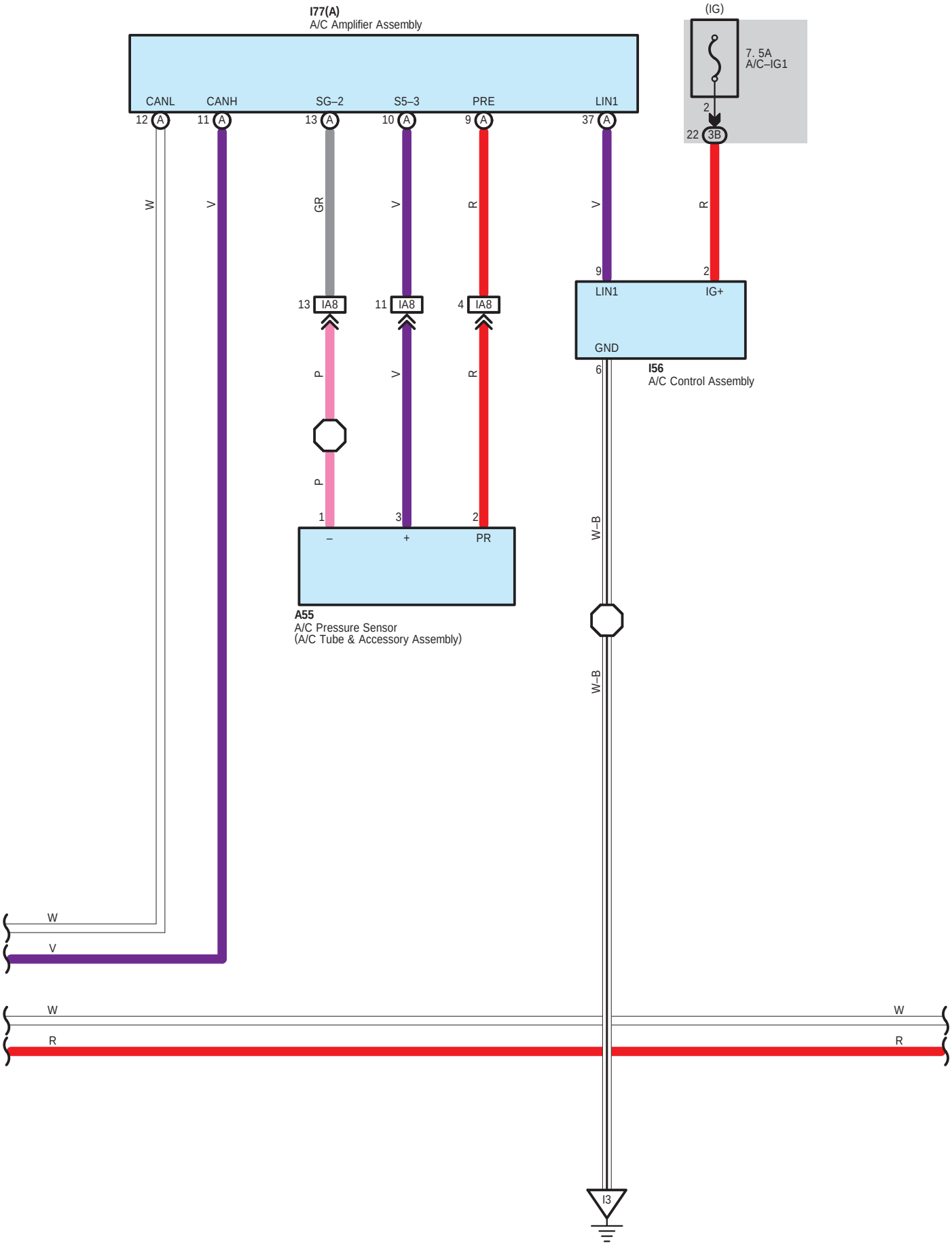
I77(A)
A/C Amplifier Assembly
CANL
CANH
SG–2
S5–3
PRE
LIN1
12 A
11 A
13 A
10 A
9 A
37 A
(IG)
7. 5A
A/C–IG1
2
22 3B
W
V
GR
V
R
V
R
9
2
13 IA8
11 IA8
4 IA8
LIN1
IG+
GND
6
I56
A/C Control Assembly
P
V
R
P
1
3
2
–
+
PR
W–B
W–B
A55
A/C Pressure Sensor
(A/C Tube & Accessory Assembly)
W
V
W
R
W
R
I3

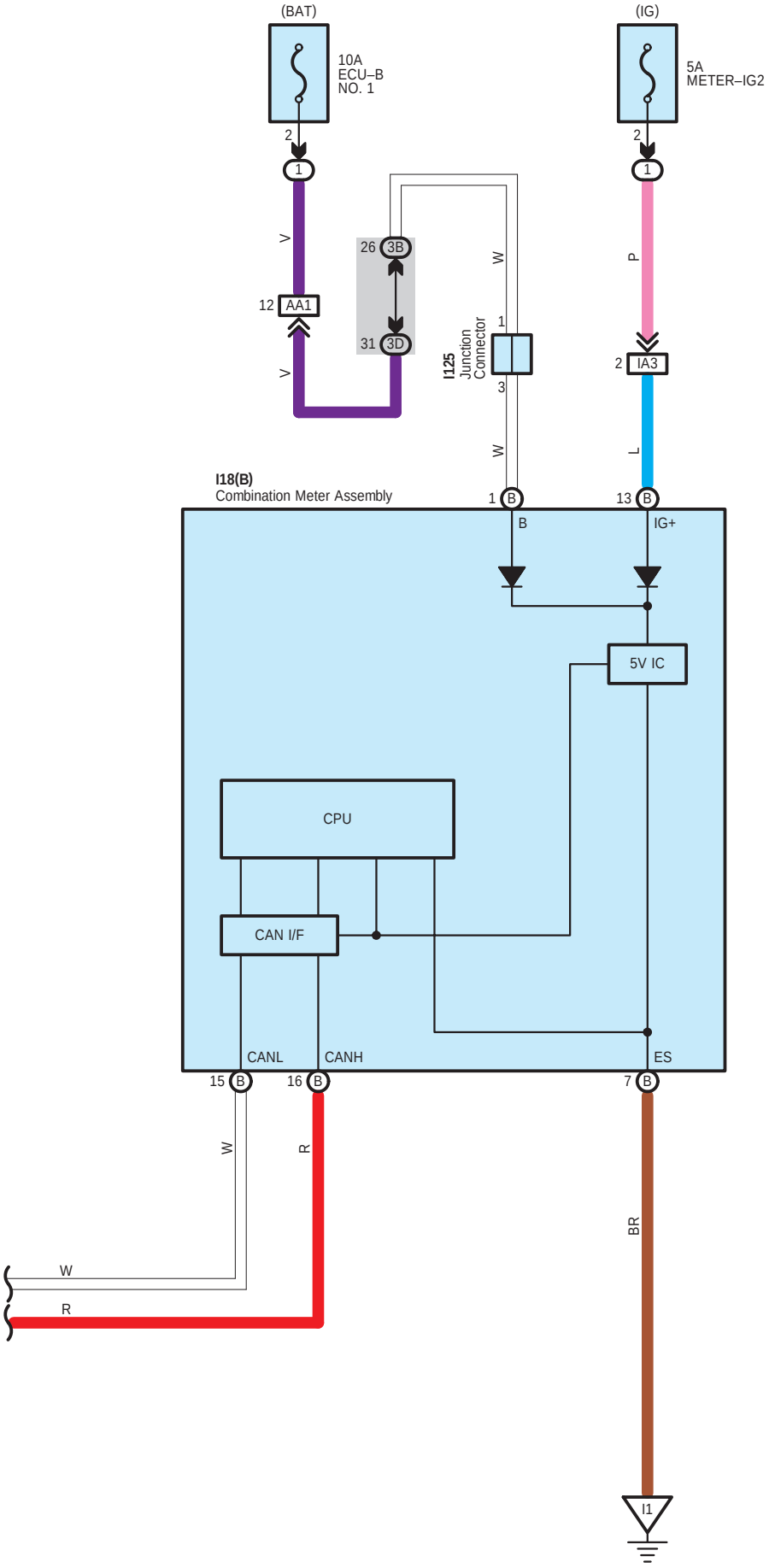
(BAT)
10A
ECU–B
NO. 1
(IG)
5A
METER–IG2
2
1
V
12
AA1
26
3B
31
3D
W
I125
Junction
Connector
3
P
IA3
L
I18(B)
Combination Meter Assembly
13
B
IG+
5V IC
CPU
CAN I/F
CANL
CANH
ES
15
16
7
R
BR
I1

A 10
Black

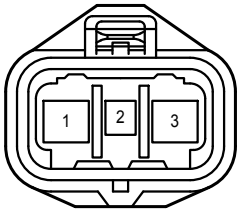

A 25
Black

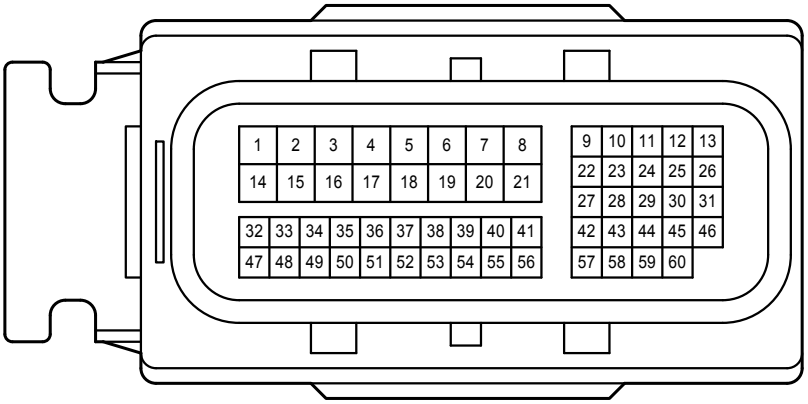

A 28
Black

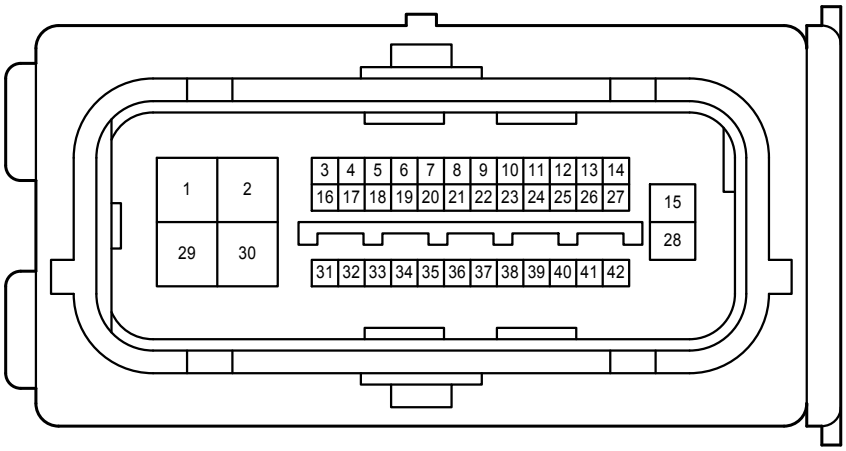

A 55
Black



E 28
Black

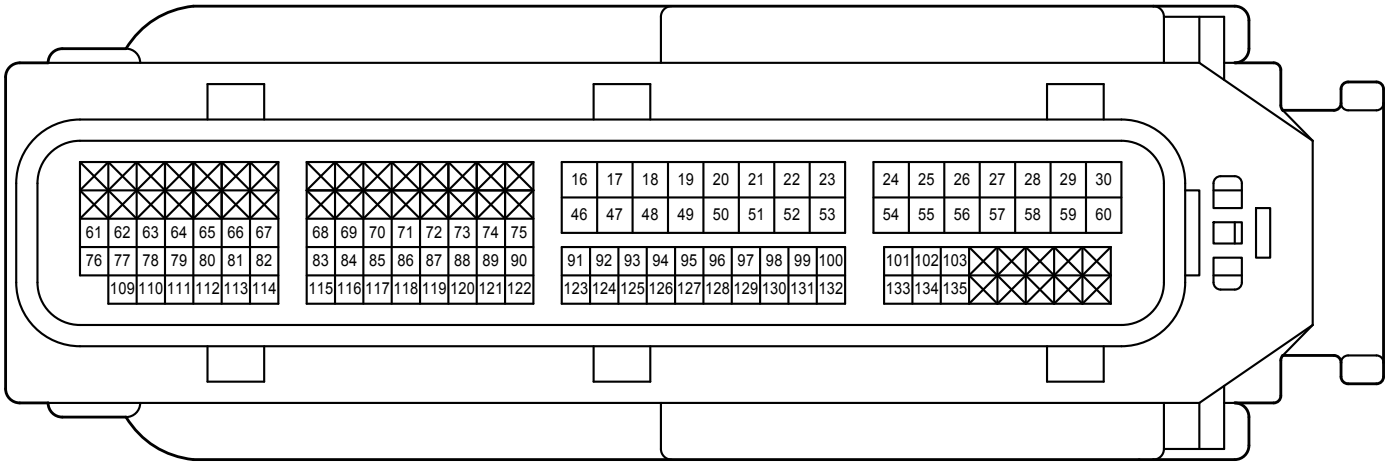

E 47
Black

E 72
Black



I 18
Black

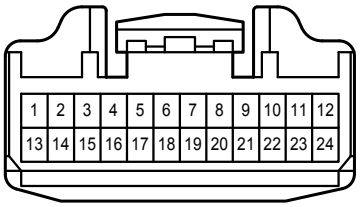

I 56
Black

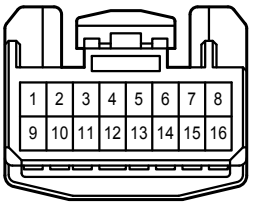

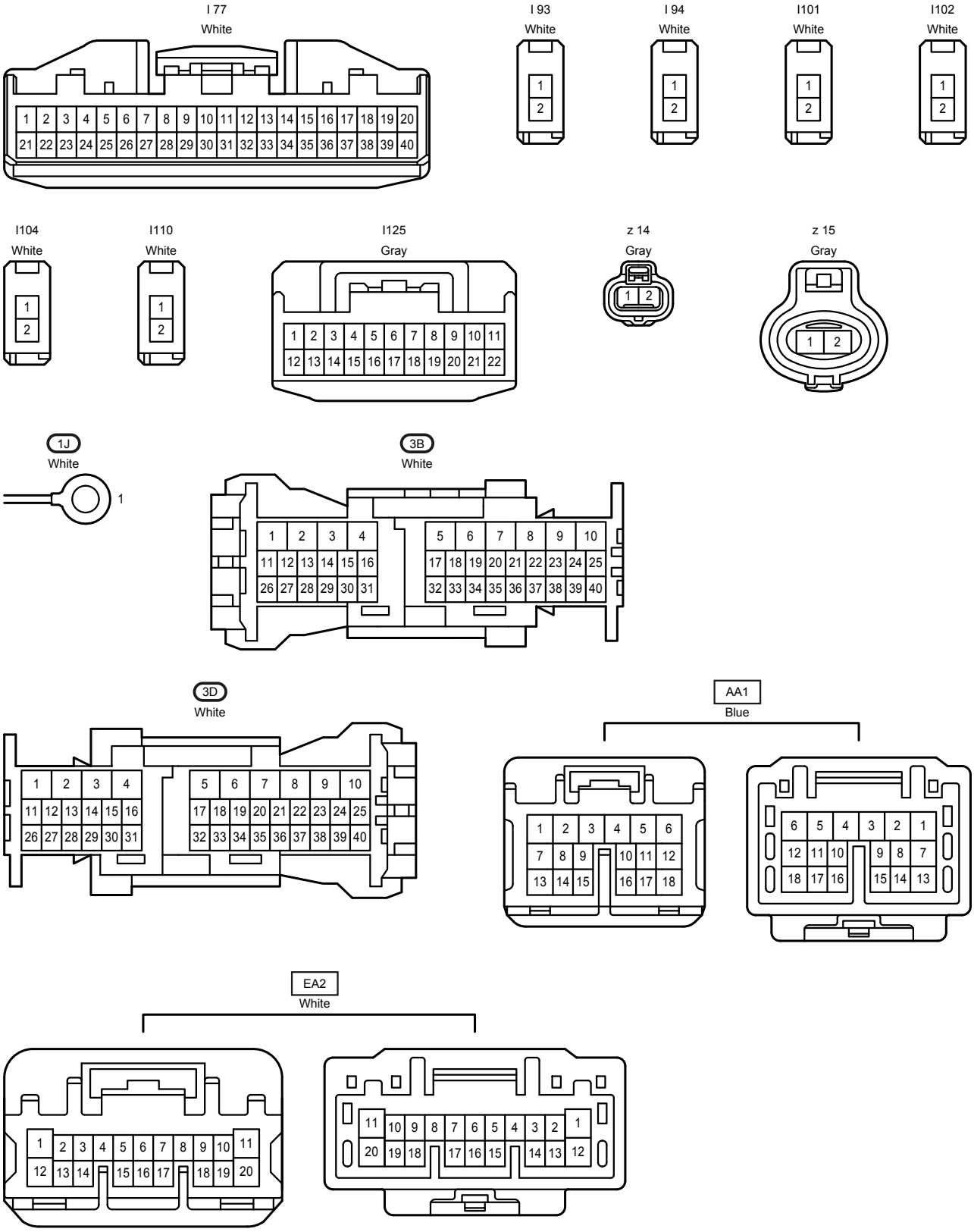
I 77
White
I 93
White
I 94
White
I101
White
I102
White
I104
White
I110
White
I125
Gray
z 14
Gray
z 15
Gray
1J
White
3B
White
3D
White
AA1
Blue
EA2
White

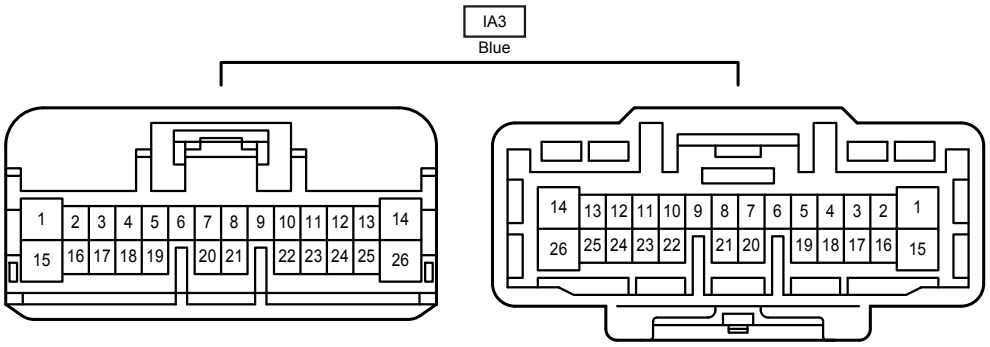
IA3
Blue
1 2 3 4 5 6 7 8 9 10 11 12 13 14
15 16 17 18 19 20 21 22 23 24 25 26
14 13 12 11 10 9 8 7 6 5 4 3 2 1
26 25 24 23 22 21 20 19 18 17 16 15

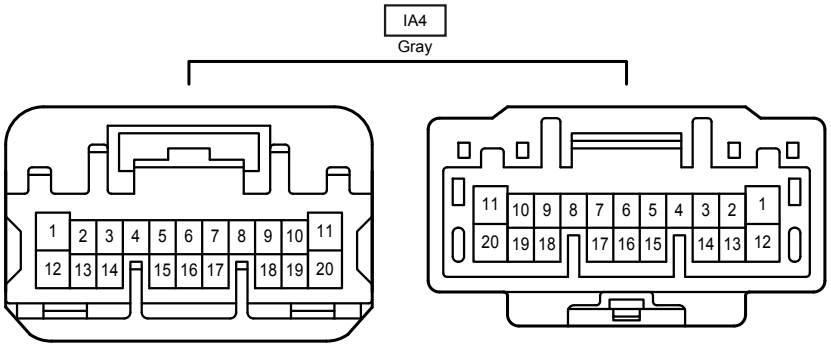
IA4
Gray
1 2 3 4 5 6 7 8 9 10 11
12 13 14 15 16 17 18 19 20
11 10 9 8 7 6 5 4 3 2 1
20 19 18 17 16 15 14 13 12

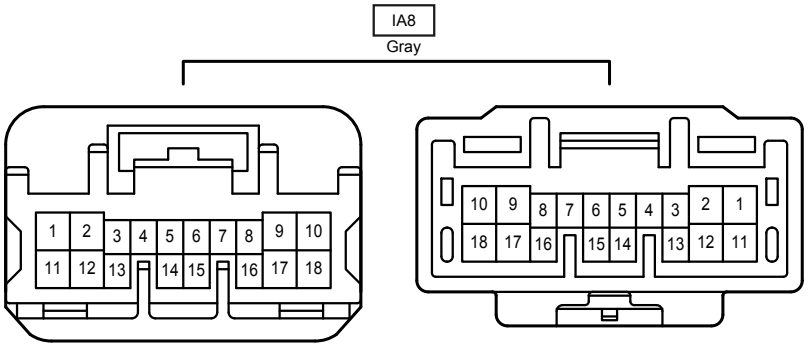
IA8
Gray
1 2 3 4 5 6 7 8 9 10
11 12 13 14 15 16 17 18
10 9 8 7 6 5 4 3 2 1
18 17 16 15 14 13 12 11