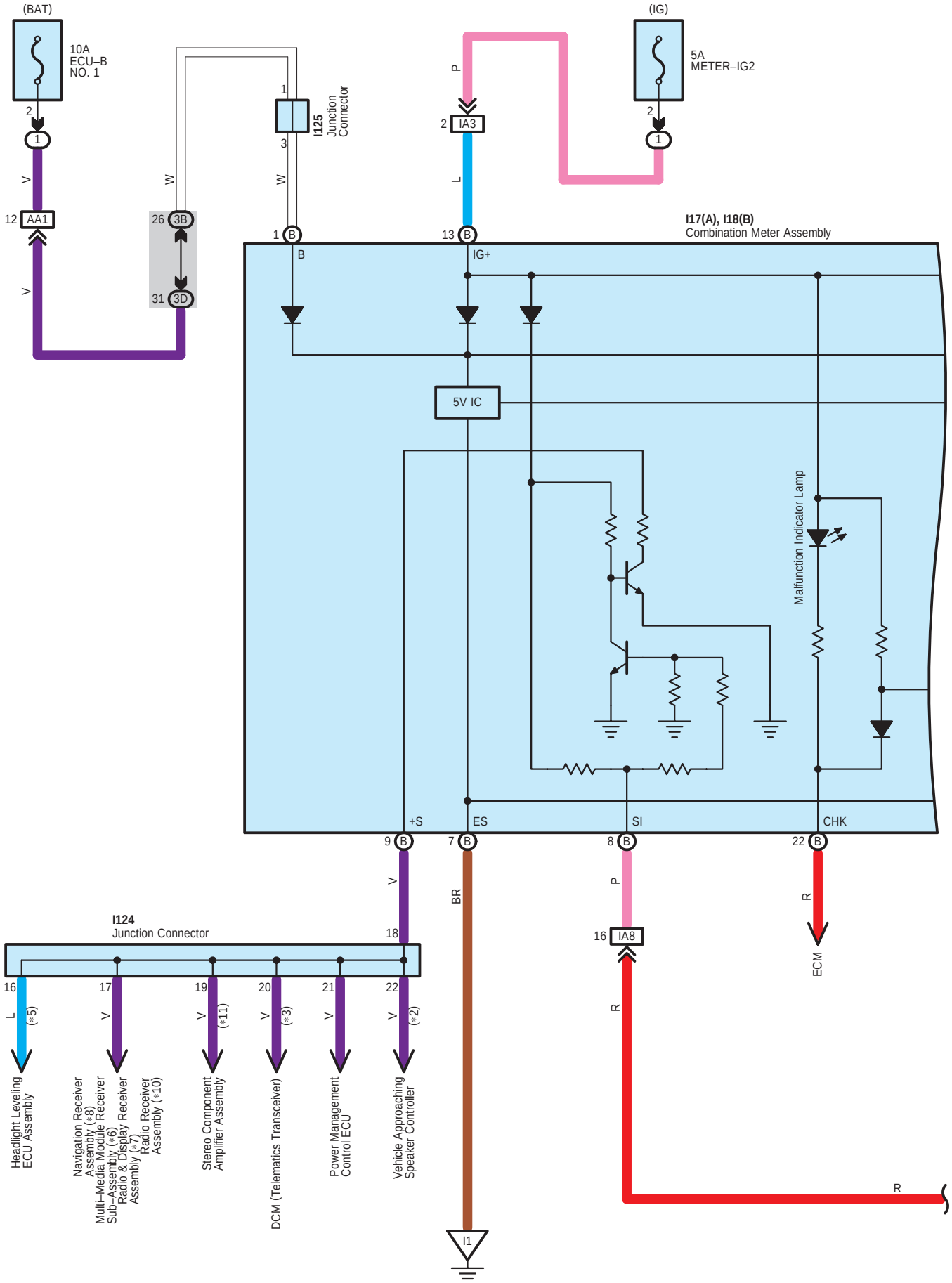
(BAT)
10A
ECU–B
NO. 1
(IG)
5A
METER–IG2
I125
Junction
Connector
IA3
AA1
3B
3D
I17(A), I18(B)
Combination Meter Assembly
B
IG+
5V IC
Malfunction Indicator Lamp
+S
ES
SI
CHK
I124
Junction Connector
IA8
ECM
Headlight Leveling ECU Assembly
Navigation Receiver Assembly (*8)
Multi–Media Module Receiver Sub–Assembly (*6)
Radio & Display Receiver Assembly (*7)
Radio Receiver Assembly (*10)
Stereo Component Amplifier Assembly
DCM (Telematics Transceiver)
Power Management Control ECU
Vehicle Approaching Speaker Controller
I1

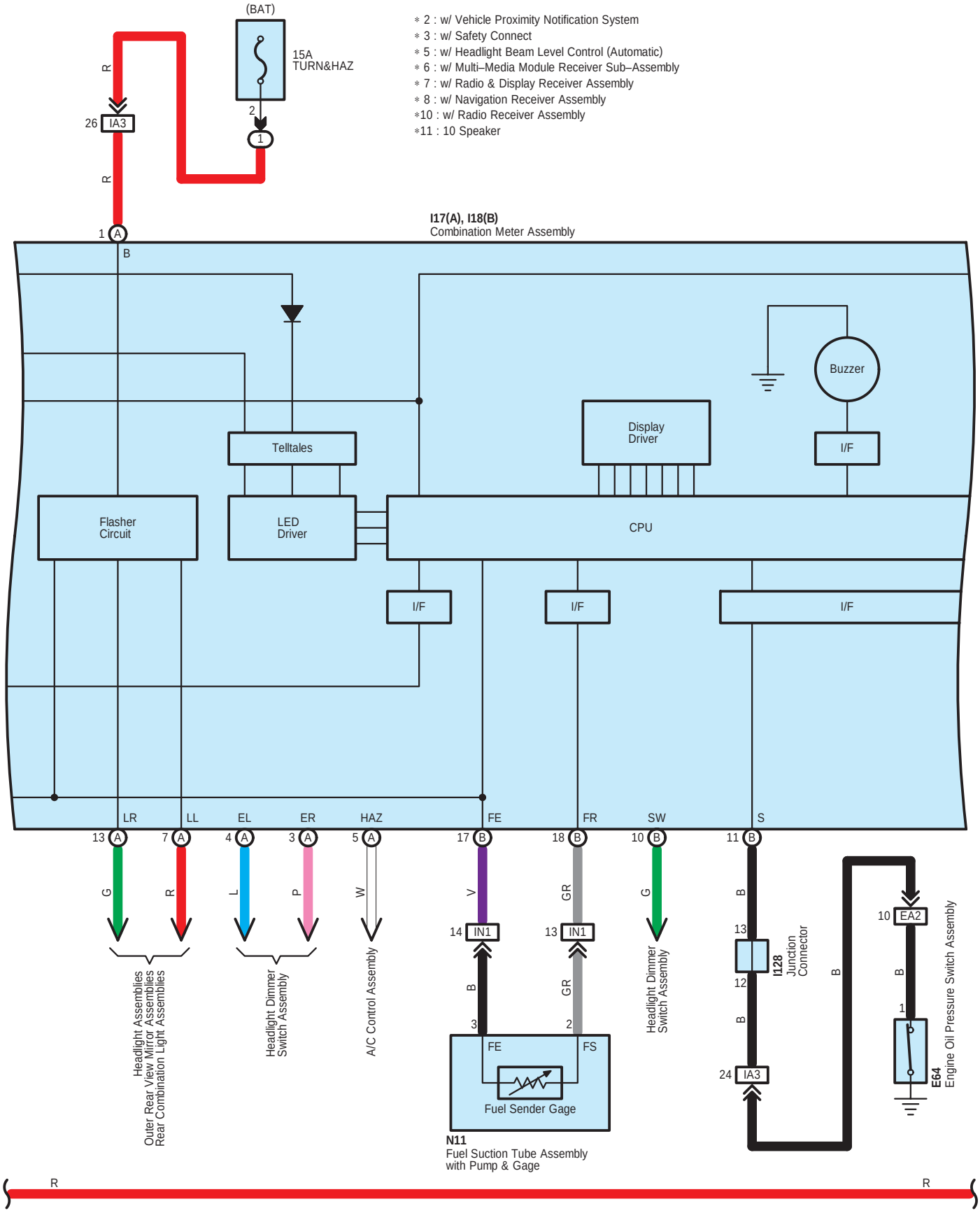

- Vehicle Proximity Notification System
- 3 : w/ Safety Connect
- 5 : w/ Headlight Beam Level Control (Automatic)
- 6 : w/ Multi–Media Module Receiver Sub–Assembly
- 7 : w/ Radio & Display Receiver Assembly
- 8 : w/ Navigation Receiver Assembly
- 10 : w/ Radio Receiver Assembly
- 11 : 10 Speaker

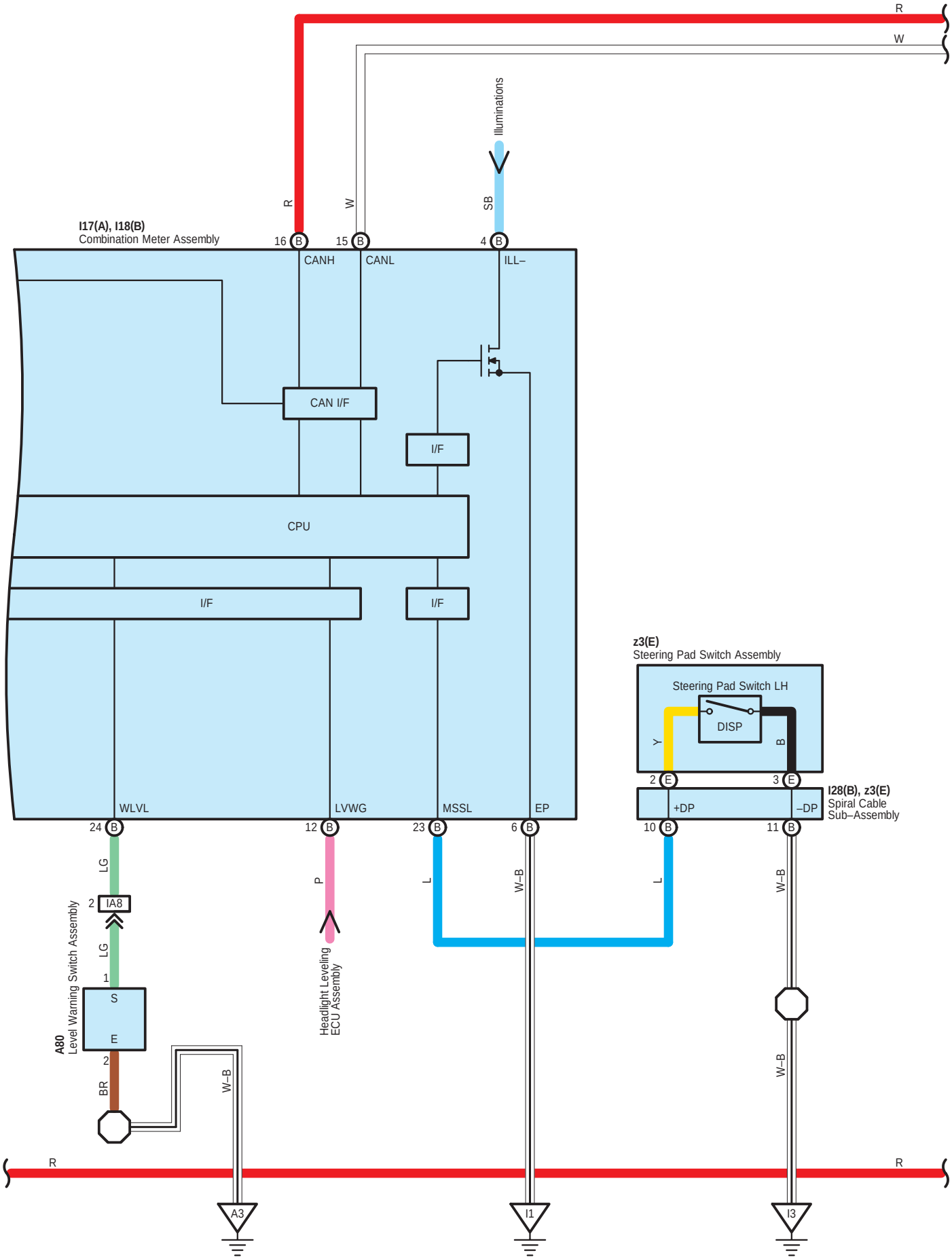
R
W
Illuminations
SB
R
W
I17(A), I18(B)
Combination Meter Assembly
16 B
15 B
4 B
CANH
CANL
ILL–
CAN I/F
I/F
CPU
I/F
I/F
z3(E)
Steering Pad Switch Assembly
Steering Pad Switch LH
DISP
Y
B
2 E
3 E
I28(B), z3(E)
Spiral Cable
Sub–Assembly
+DP
–DP
WLVL
LVWG
MSSL
EP
24 B
12 B
23 B
6 B
10 B
11 B
LG
P
L
W–B
L
W–B
2 IA8
LG
1
S
E
2
BR
A80
Level Warning Switch Assembly
Headlight Leveling
ECU Assembly
W–B
W–B
R
R
A3
I1
I3

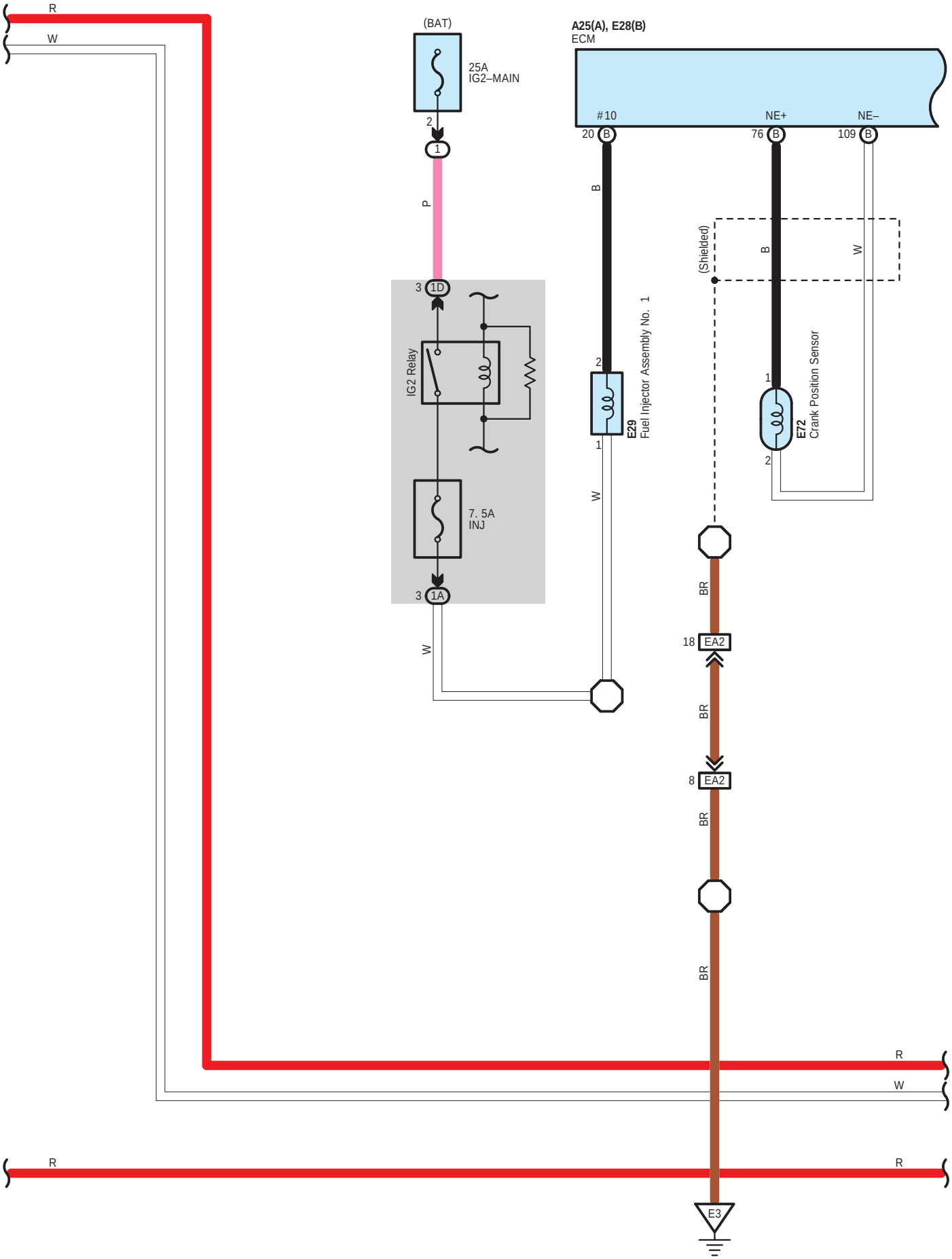
R
W
(BAT)
25A
IG2–MAIN
2
1
P
3
1D
IG2 Relay
7. 5A
INJ
3
1A
W
A25(A), E28(B)
ECM
#10
NE+
NE–
20
B
76
B
109
B
B
2
1
E29
Fuel Injector Assembly No. 1
W
(Shielded)
B
W
1
2
E72
Crank Position Sensor
BR
18
EA2
BR
8
EA2
BR
BR
R
W
R
R
E3

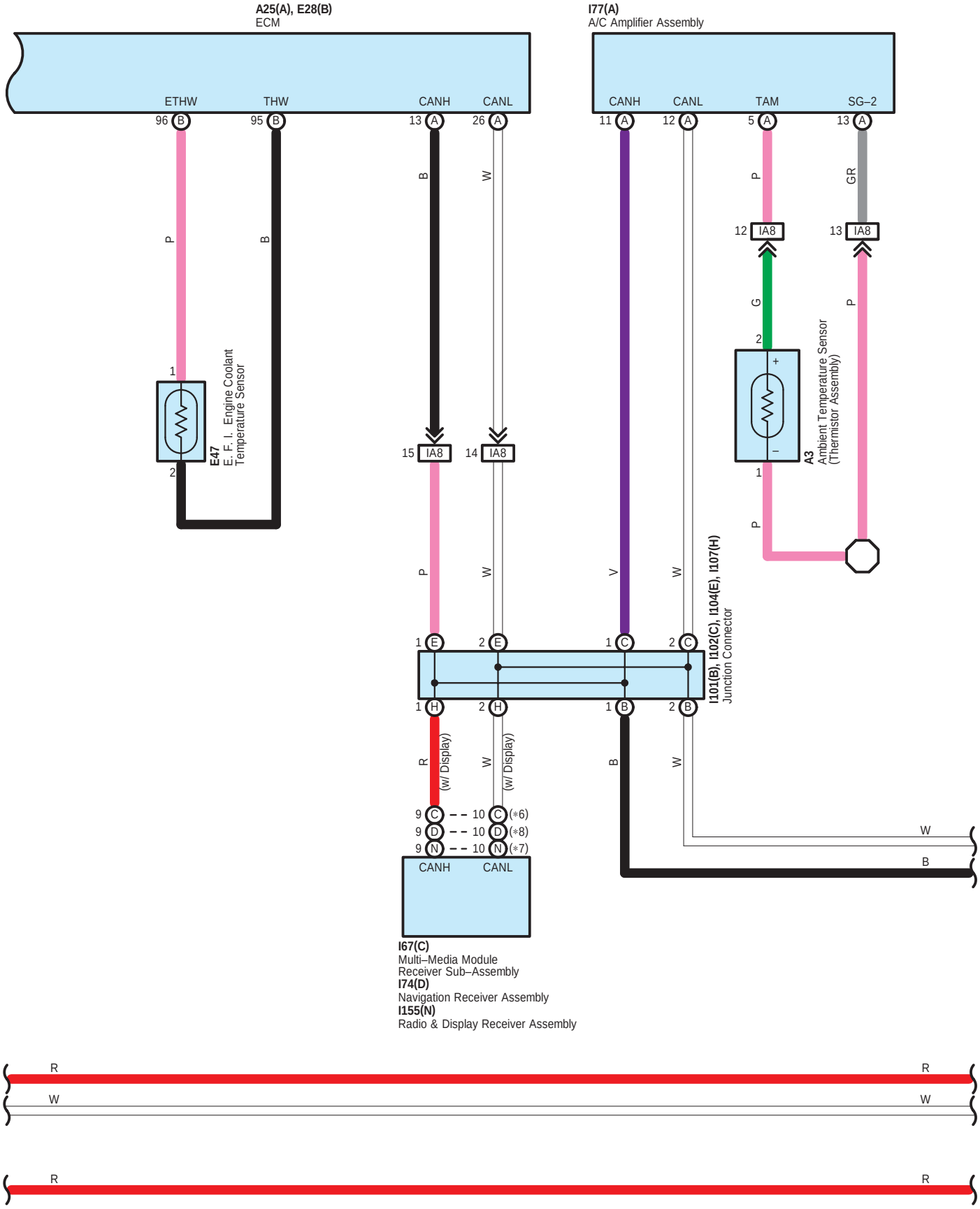
A25(A), E28(B)
ECM
ETHW
THW
CANH
CANL
96 B
95 B
13 A
26 A
P
B
B
W
1
2
E47
E. F. I. Engine Coolant
Temperature Sensor
15 IA8
14 IA8
P
W
I77(A)
A/C Amplifier Assembly
CANH
CANL
TAM
SG–2
11 A
12 A
5 A
13 A
P
GR
12 IA8
13 IA8
G
P
2
1
A3
Ambient Temperature Sensor
(Thermistor Assembly)
P
V
W
1 E
2 E
1 C
2 C
1 H
2 H
1 B
2 B
I101(B), I102(C), I104(E), I107(H)
Junction Connector
R
W
B
W
(w/ Display)
(w/ Display)
9 C
10 C
(*6)
9 D
10 D
(*8)
9 N
10 N
(*7)
CANH
CANL
W
B
I67(C)
Multi–Media Module
Receiver Sub–Assembly
I74(D)
Navigation Receiver Assembly
I155(N)
Radio & Display Receiver Assembly
R
R
W
W
R
R

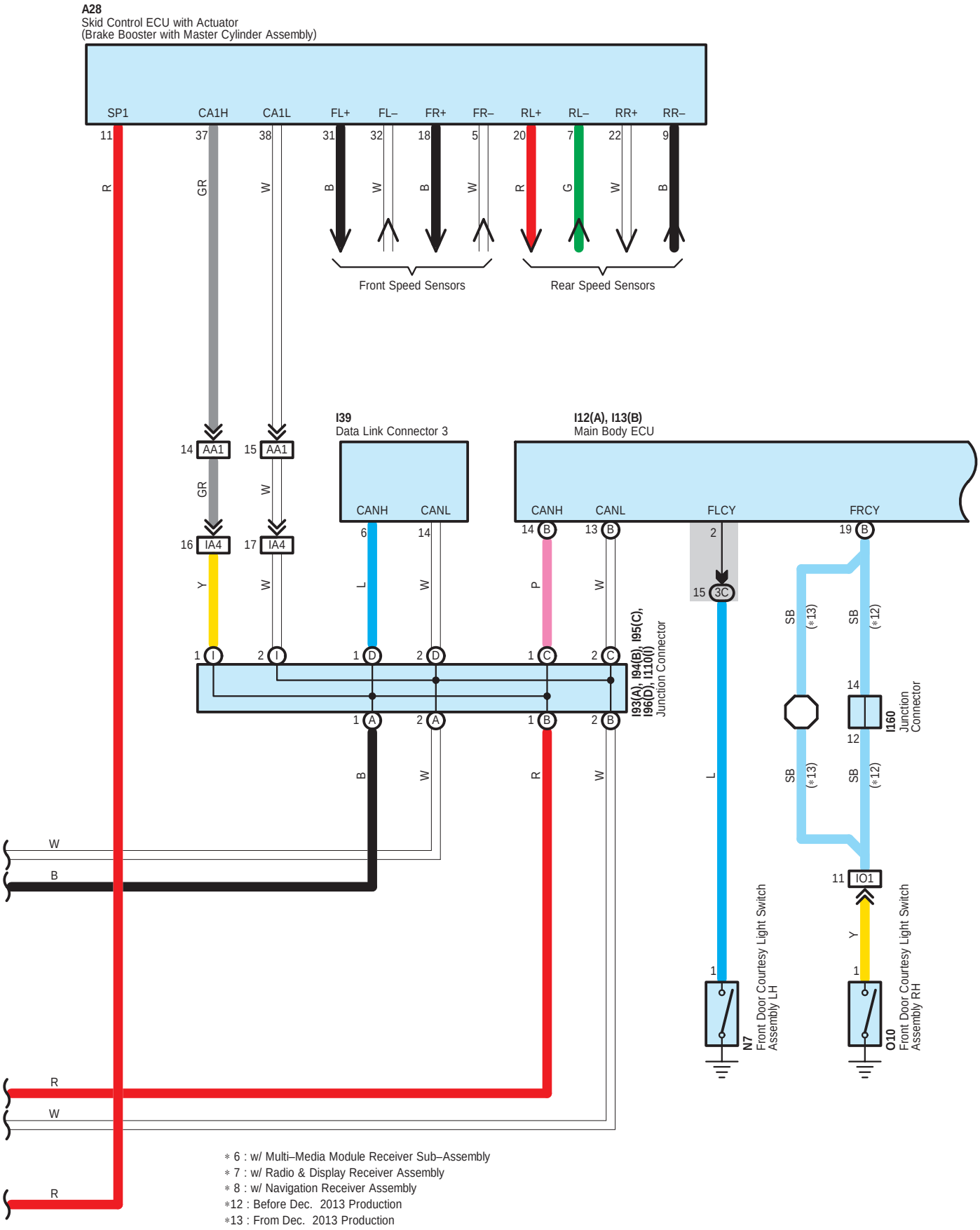
A28
Skid Control ECU with Actuator
(Brake Booster with Master Cylinder Assembly)
SP1
CA1H
CA1L
FL+
FL–
FR+
FR–
RL+
RL–
RR+
RR–
Front Speed Sensors
Rear Speed Sensors
I39
Data Link Connector 3
CANH
CANL
I12(A), I13(B)
Main Body ECU
FLCY
FRCY
I93(A), I94(B), I95(C),
I96(D), I110(I)
Junction Connector
I160
Junction Connector
N7
Front Door Courtesy Light Switch
Assembly LH
O10
Front Door Courtesy Light Switch
Assembly RH
∗ 6 : w/ Multi–Media Module Receiver Sub–Assembly
∗ 7 : w/ Radio & Display Receiver Assembly
∗ 8 : w/ Navigation Receiver Assembly
∗12 : Before Dec. 2013 Production
∗13 : From Dec. 2013 Production

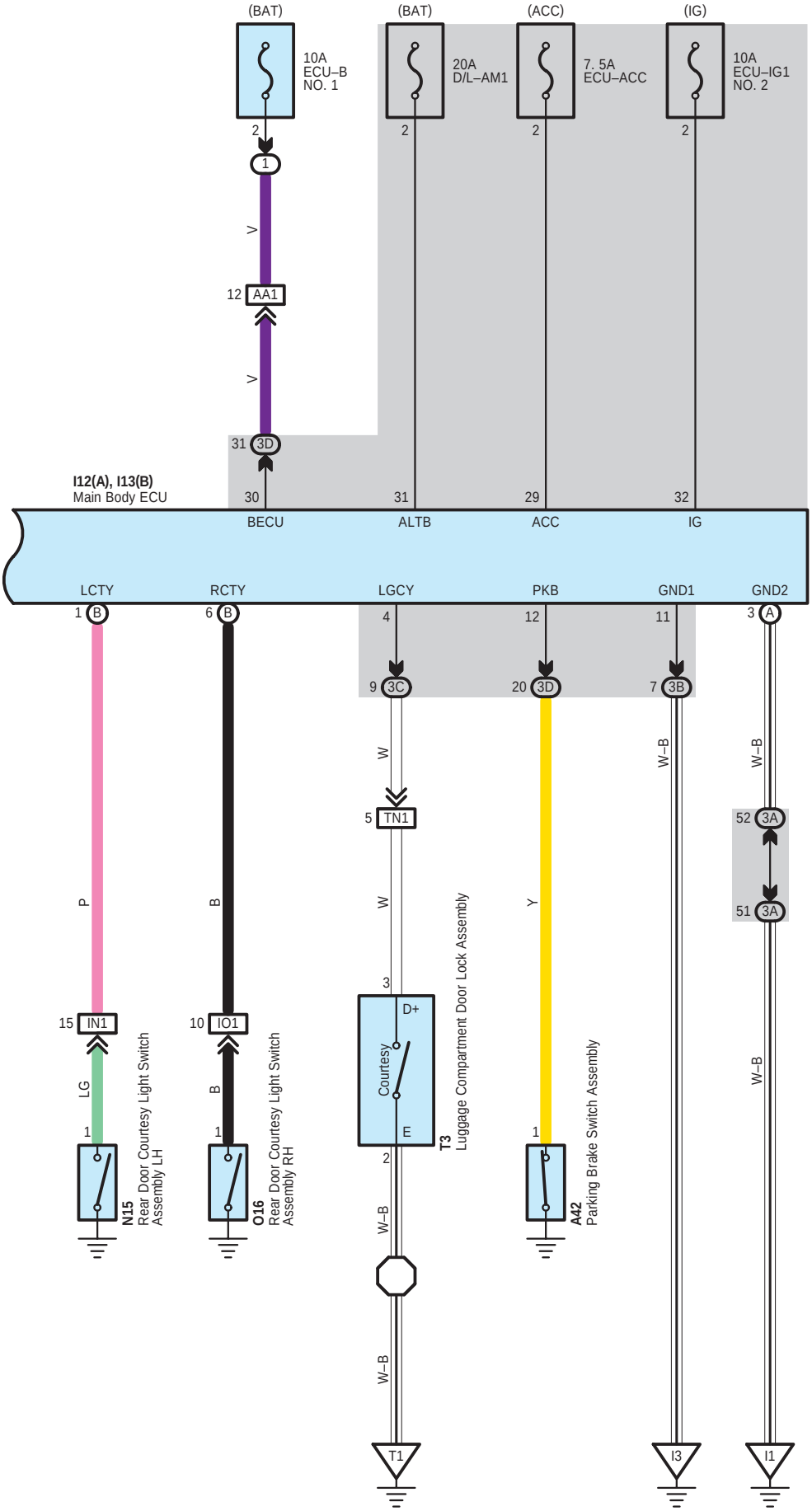
(BAT)
10A
ECU–B
NO. 1
(BAT)
20A
D/L–AM1
(ACC)
7. 5A
ECU–ACC
(IG)
10A
ECU–IG1
NO. 2
2
1
V
12 AA1
V
31 3D
I12(A), I13(B)
Main Body ECU
30
BECU
31
ALTB
29
ACC
32
IG
LCTY
RCTY
LGCY
PKB
GND1
GND2
1 B
6 B
4
12
11
3 A
9 3C
20 3D
7 3B
W
W–B
W–B
5 TN1
52 3A
51 3A
P
B
W
Y
3
D+
Courtesy
E
T3
Luggage Compartment Door Lock Assembly
15 IN1
10 IO1
LG
B
1
N15
Rear Door Courtesy Light Switch
Assembly LH
O16
Rear Door Courtesy Light Switch
Assembly RH
A42
Parking Brake Switch Assembly
W–B
W–B
W–B
T1
I3
I1

A 3
Black

A 25
Black

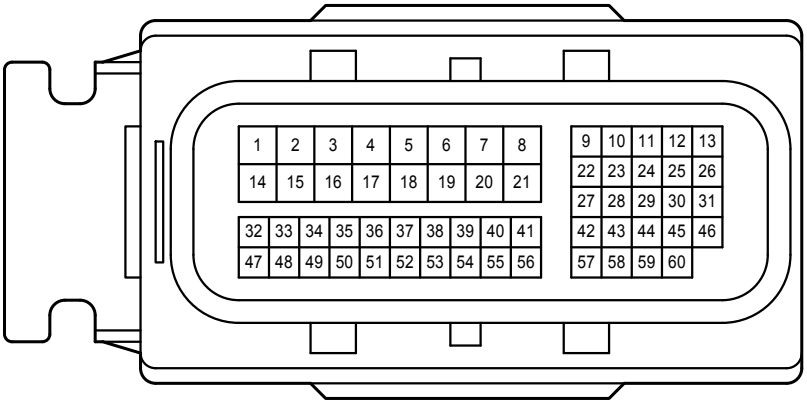

A 28
Black

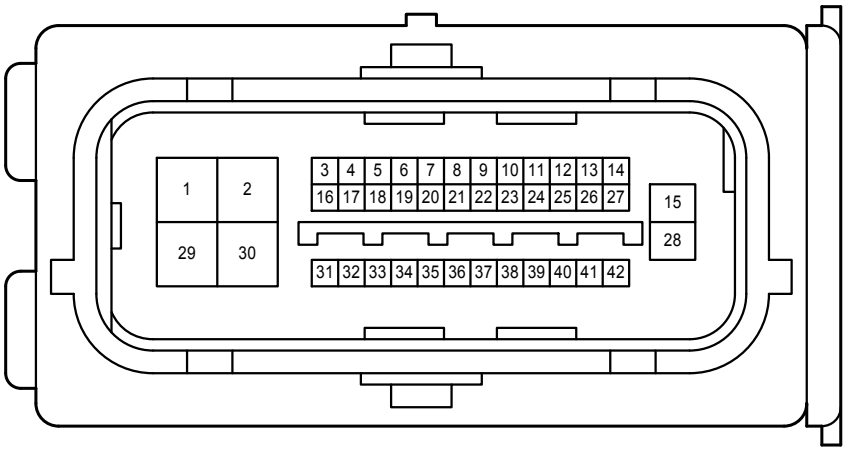

A 42
Black

A 80
Black



E 28
Black

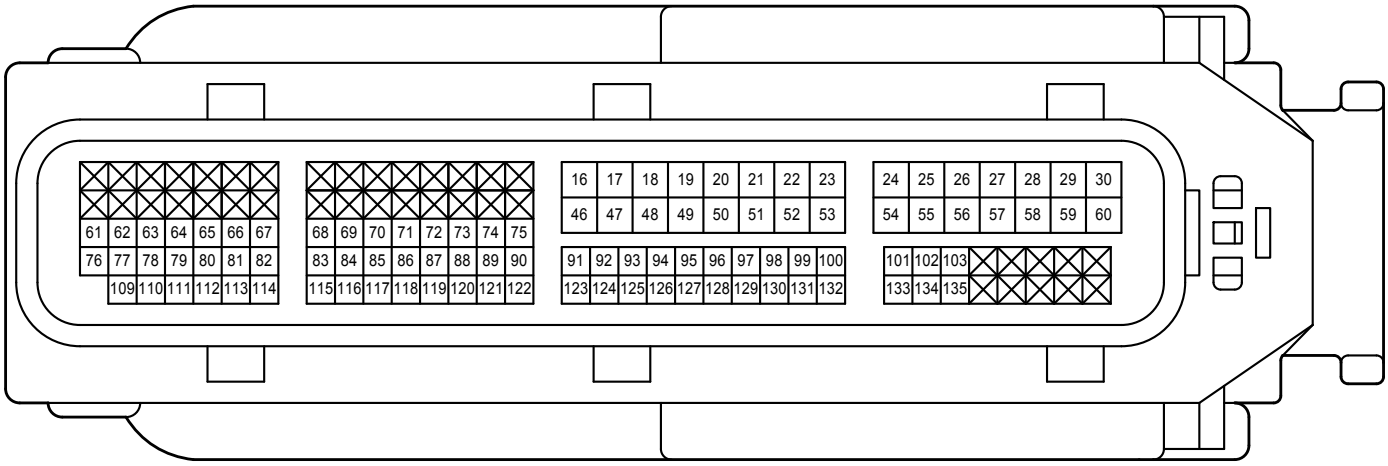

E 29
Black

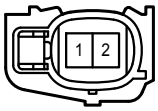

E 47
Black

E 64
Gray

E 72
Black



I 12
White

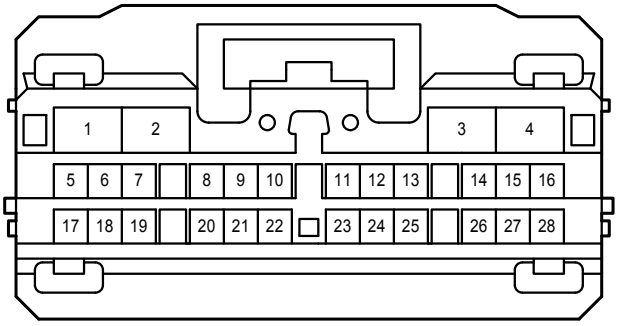

I 13
White

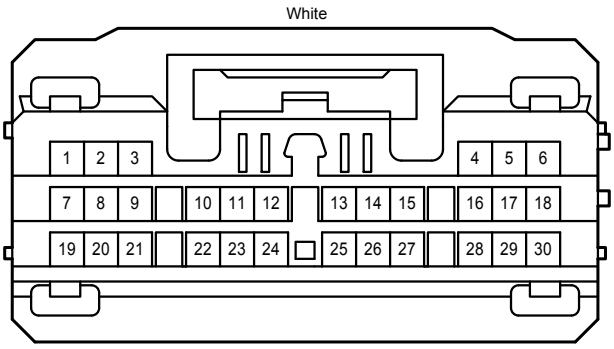

I 17
Black

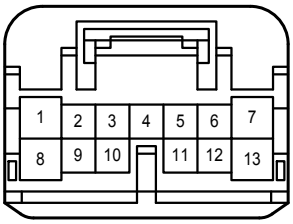

I 18
Black

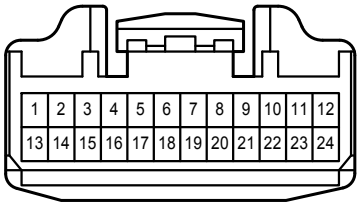

I 28
Black

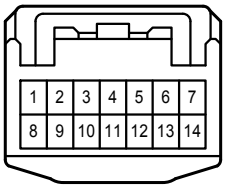

I 39
White

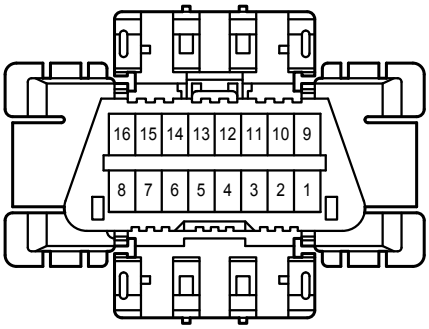

I 67
White

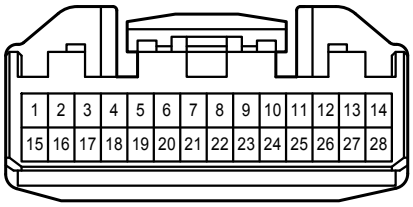

I 74
White

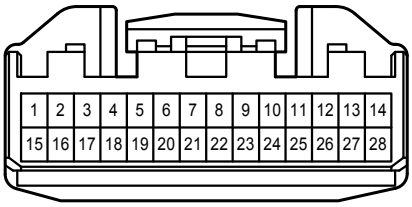

I 77
White

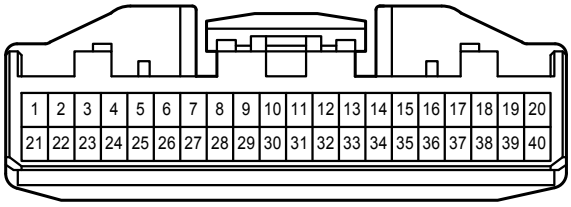

I 93
White

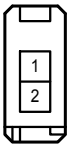

I 94
White

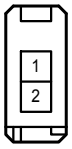

I 95
White

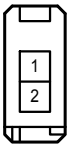

I 96
White

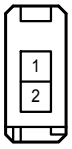

I101
White

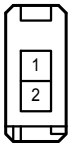

I102
White

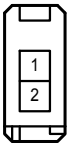

I104
White

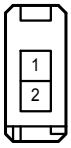

I107
White

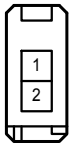

I110
White

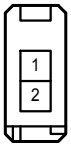

I124
White

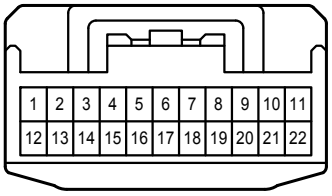

I125
Gray

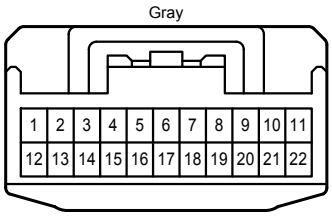

I128
White

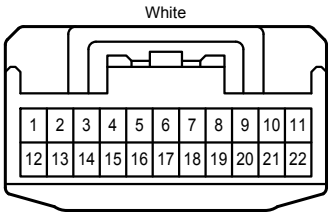

I155
White

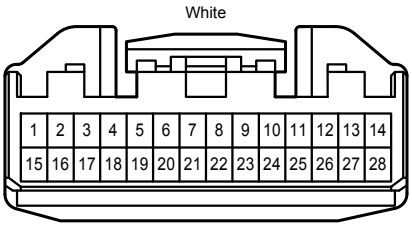

I160
White

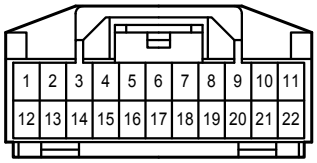

N 7
Black

N 11
White

N 15
Black

O 10
Black

O 16
Black

T 3
Black



z 3
Black



1A
White

1D
White



3A
White

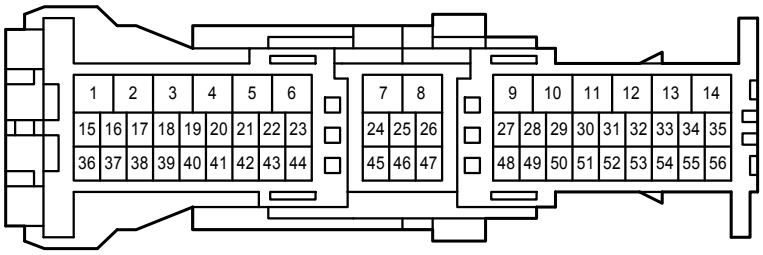

3B
White

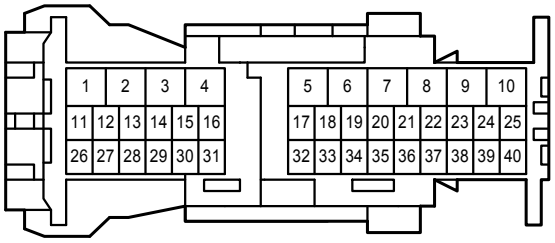

3C
White

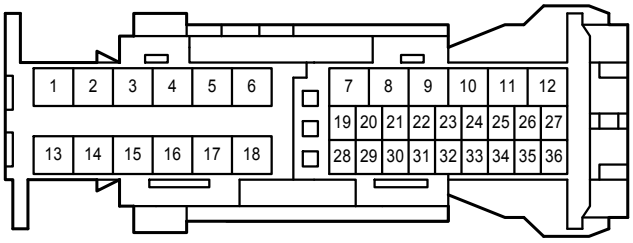

3D
White

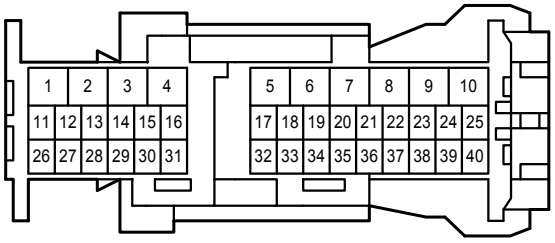

AA1
Blue

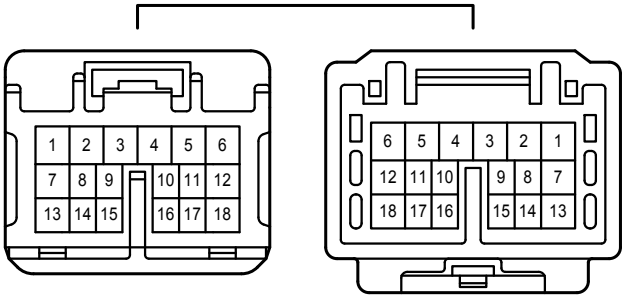

EA2
White

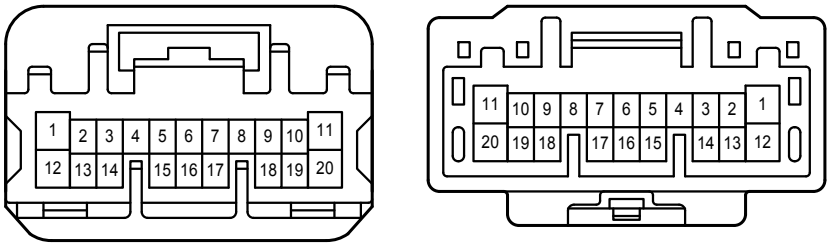

IA3
Blue

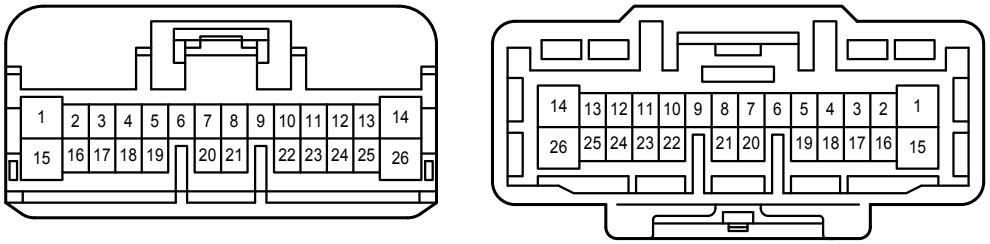

IA4
Gray

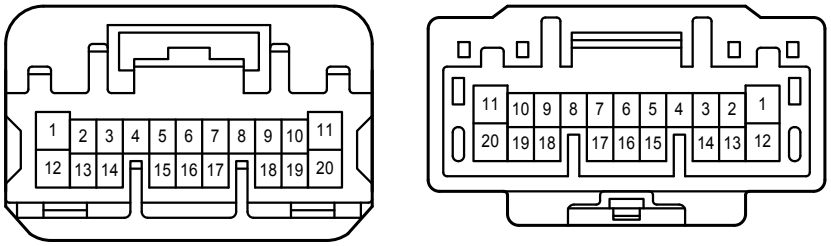

IA8
Gray

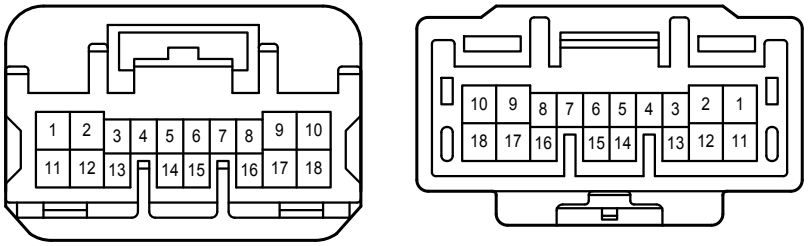

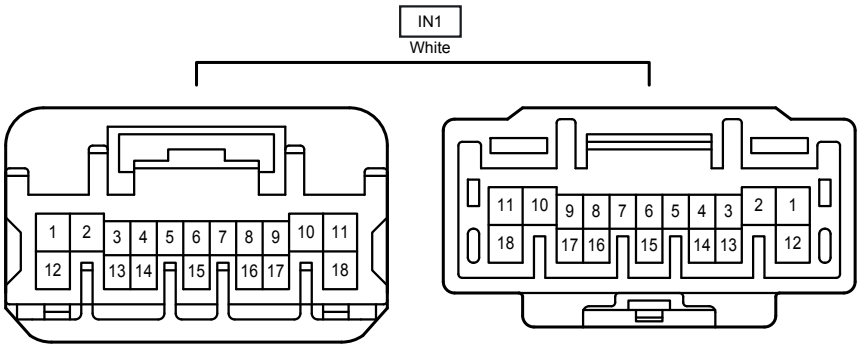
IN1
White
1 2 3 4 5 6 7 8 9 10 11
12 13 14 15 16 17 18
11 10 9 8 7 6 5 4 3 2 1
18 17 16 15 14 13 12

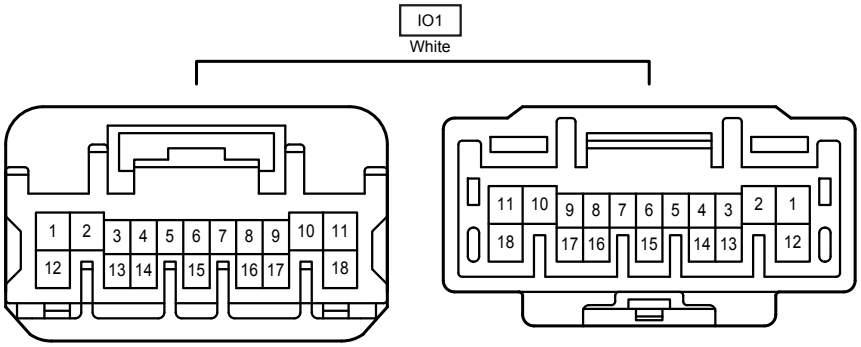
IO1
White
1 2 3 4 5 6 7 8 9 10 11
12 13 14 15 16 17 18
11 10 9 8 7 6 5 4 3 2 1
18 17 16 15 14 13 12

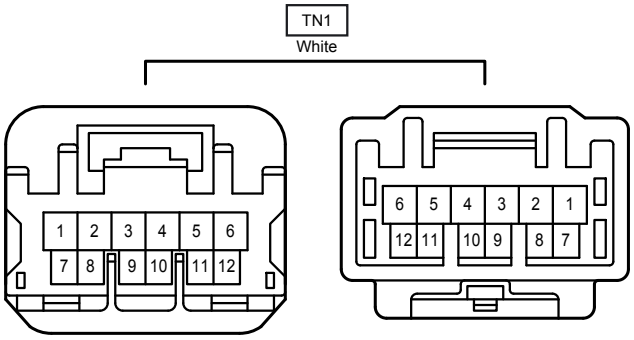
TN1
White
1 2 3 4 5 6
7 8 9 10 11 12
6 5 4 3 2 1
12 11 10 9 8 7