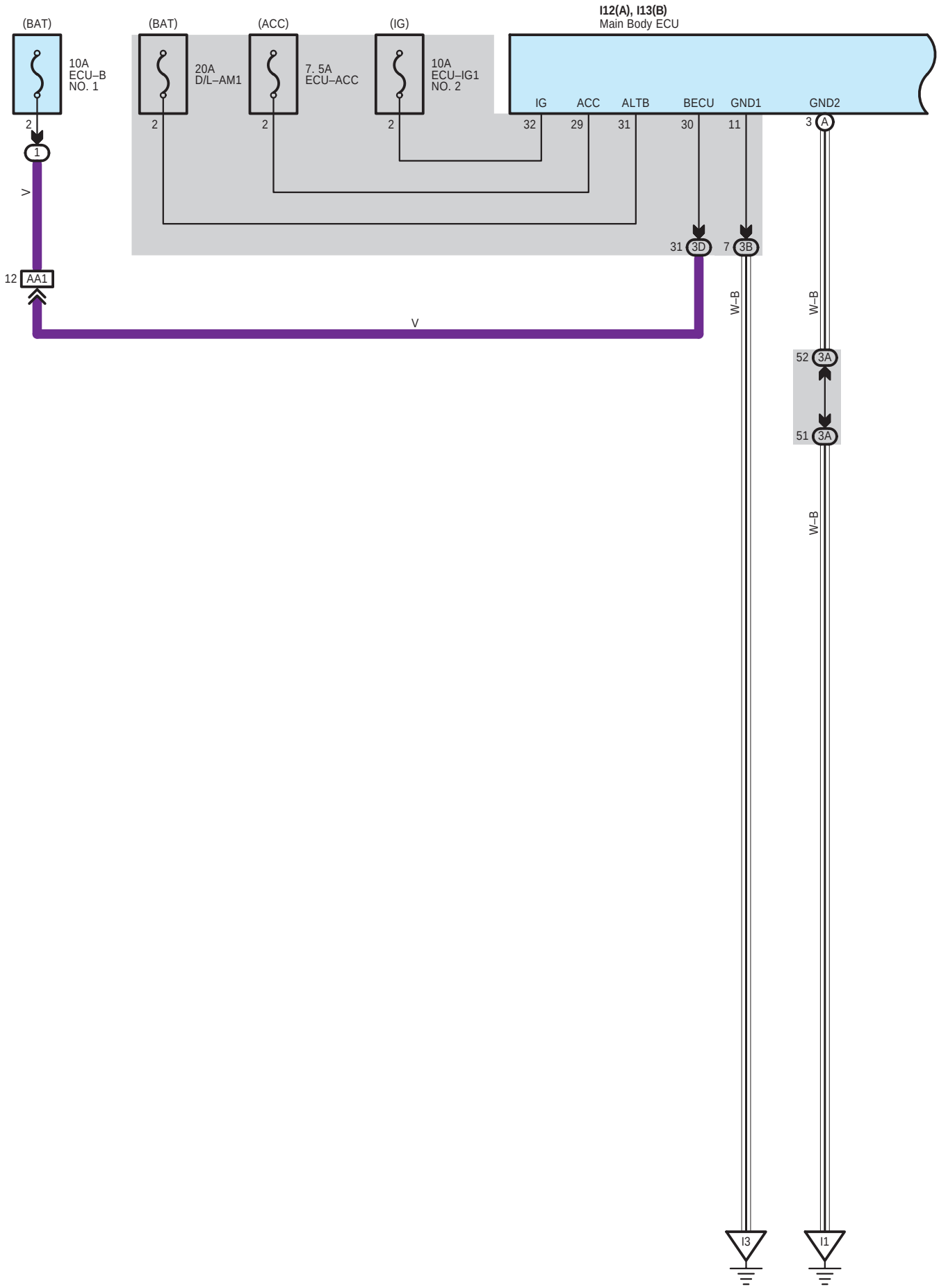
(BAT)
10A
ECU–B
NO. 1
(BAT)
20A
D/L–AM1
(ACC)
7. 5A
ECU–ACC
(IG)
10A
ECU–IG1
NO. 2
I12(A), I13(B)
Main Body ECU
IG
ACC
ALTB
BECU
GND1
GND2
2
1
V
12
AA1
2
2
2
32
29
31
30
11
3
A
31
3D
7
3B
V
W–B
W–B
52
3A
51
3A
W–B
I3
I1

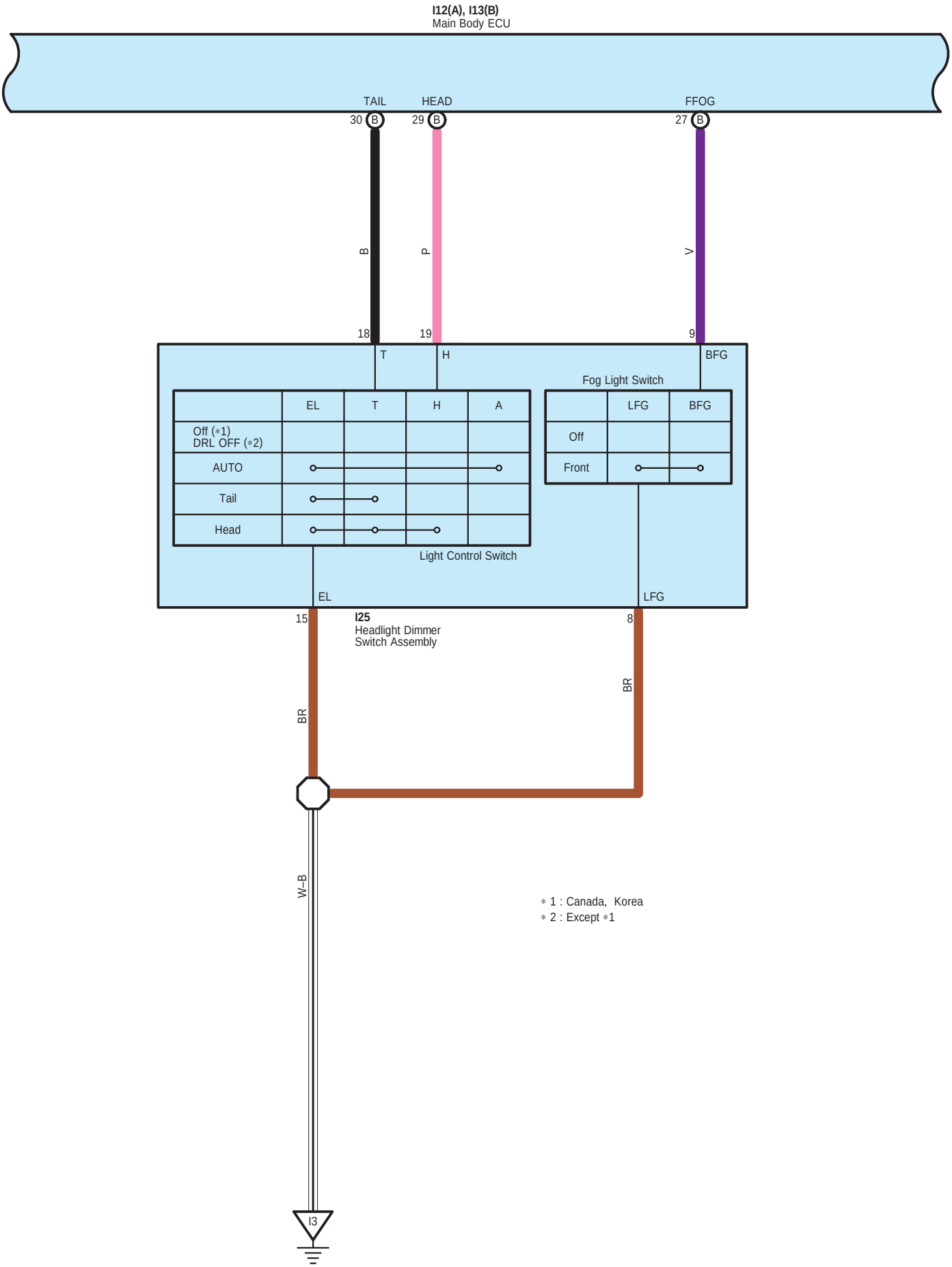
I12(A), I13(B)
Main Body ECU
TAIL
HEAD
FFOG
30 B
29 B
27 B
B
P
V
18
19
9
T
H
BFG
Fog Light Switch
EL
T
H
A
Off (*1)
DRL OFF (*2)
AUTO
Tail
Head
Light Control Switch
LFG
BFG
Off
Front
EL
LFG
15
8
I25
Headlight Dimmer
Switch Assembly
BR
BR
W–B
I3
* 1 : Canada, Korea
* 2 : Except *1

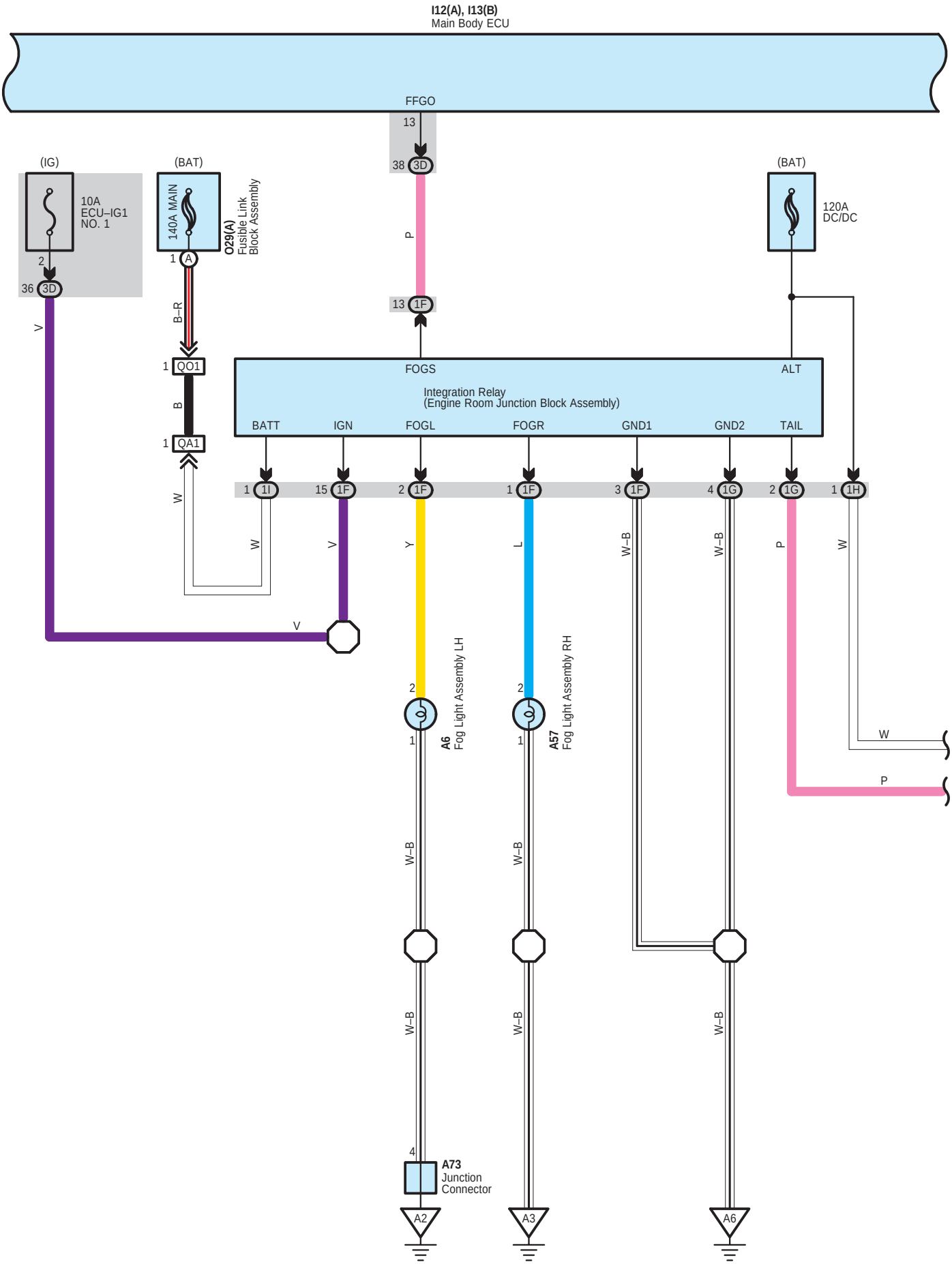
I12(A), I13(B)
Main Body ECU
FFGO
13
38 3D
P
13 1F
(IG)
10A
ECU–IG1
NO. 1
2
36 3D
V
(BAT)
140A MAIN
O29(A)
Fusible Link
Block Assembly
1 A
B–R
1 QO1
B
1 QA1
W
(BAT)
120A
DC/DC
FOGS
ALT
Integration Relay
(Engine Room Junction Block Assembly)
BATT
IGN
FOGL
FOGR
GND1
GND2
TAIL
1 1I
15 1F
2 1F
1 1F
3 1F
4 1G
2 1G
1 1H
W
V
Y
L
W–B
W–B
P
W
V
2
1
A6
Fog Light Assembly LH
2
1
A57
Fog Light Assembly RH
W
P
W–B
W–B
W–B
W–B
W–B
4
A73
Junction
Connector
A2
A3
A6

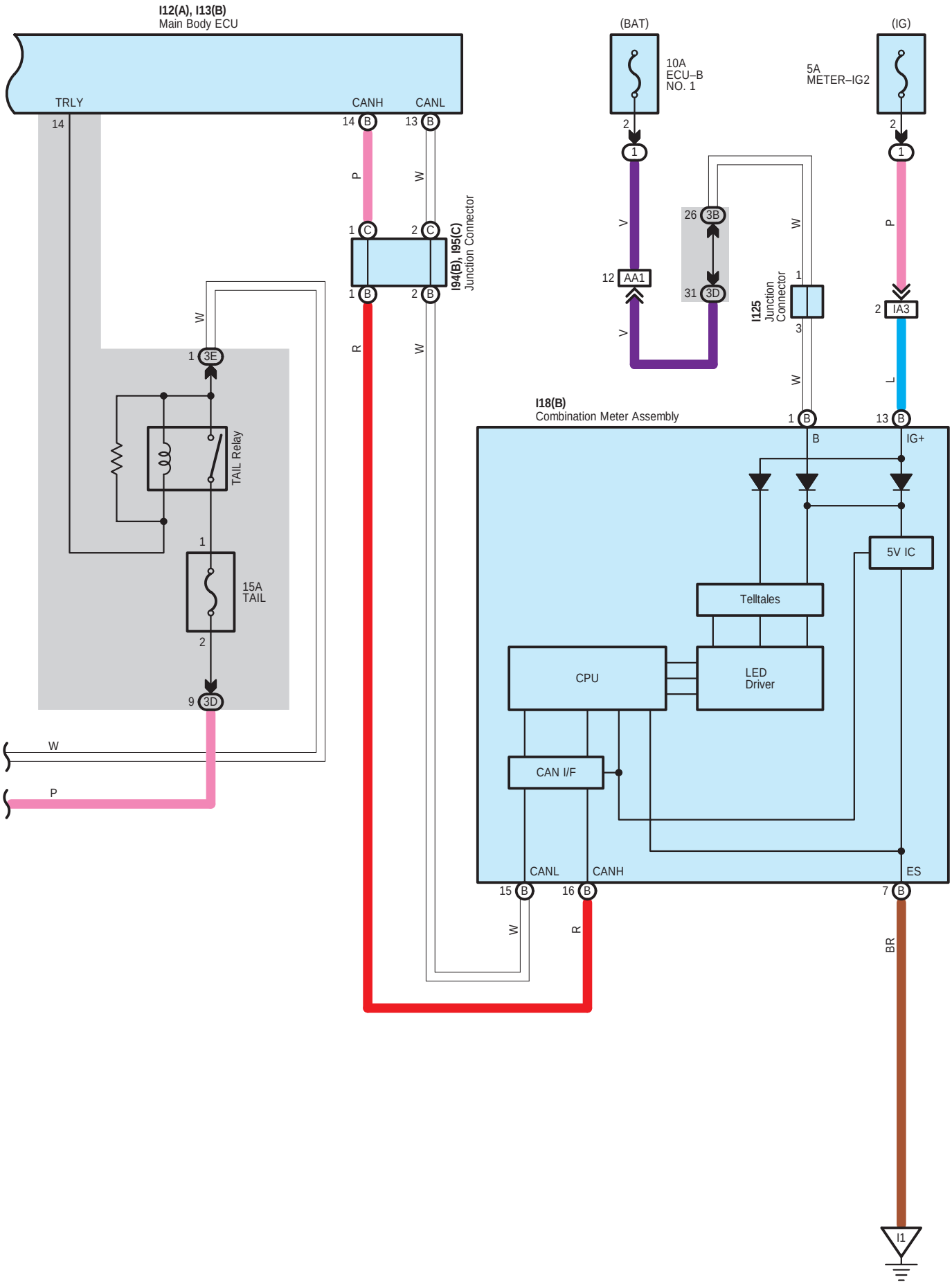
I12(A), I13(B)
Main Body ECU
TRLY
14
CANH
CANL
14 B
13 B
P
W
1 C
2 C
1 B
2 B
I94(B), I95(C)
Junction Connector
R
W
W
1 3E
TAIL Relay
1
15A
TAIL
2
9 3D
W
P
(BAT)
10A
ECU–B
NO. 1
2
1
V
12 AA1
V
26 3B
31 3D
W
1
I125
Junction
Connector
3
W
(IG)
5A
METER–IG2
2
1
P
2 IA3
L
I18(B)
Combination Meter Assembly
1 B
13 B
B
IG+
5V IC
Telltales
CPU
LED
Driver
CAN I/F
CANL
CANH
ES
15 B
16 B
7 B
W
R
BR
I1

A 6
Black

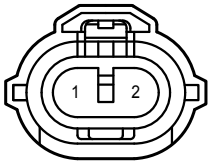

A 57
Black

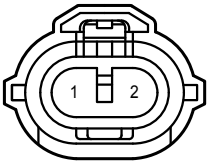

A 73
Gray

I 12
White

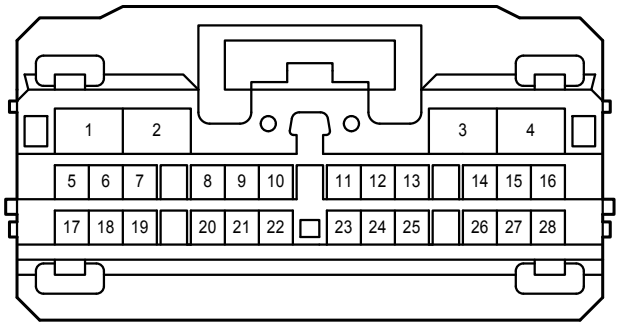

I 13
White

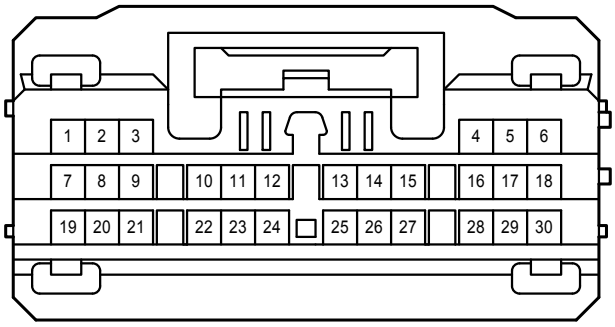

I 18
Black

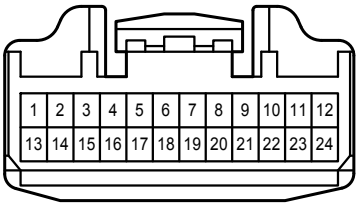

I 25
Black

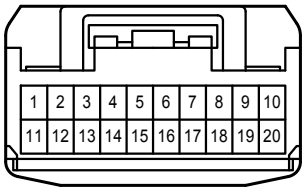

I 94
White

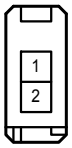

I 95
White

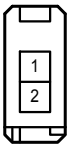

I125
Gray

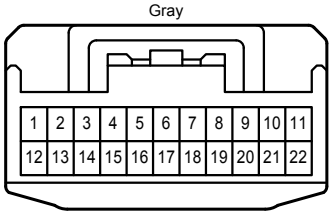

O 29

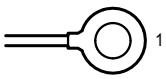

1F
White

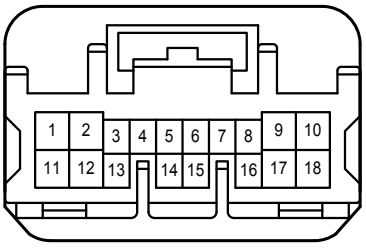

1G
White

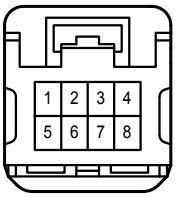

1H
White

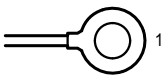

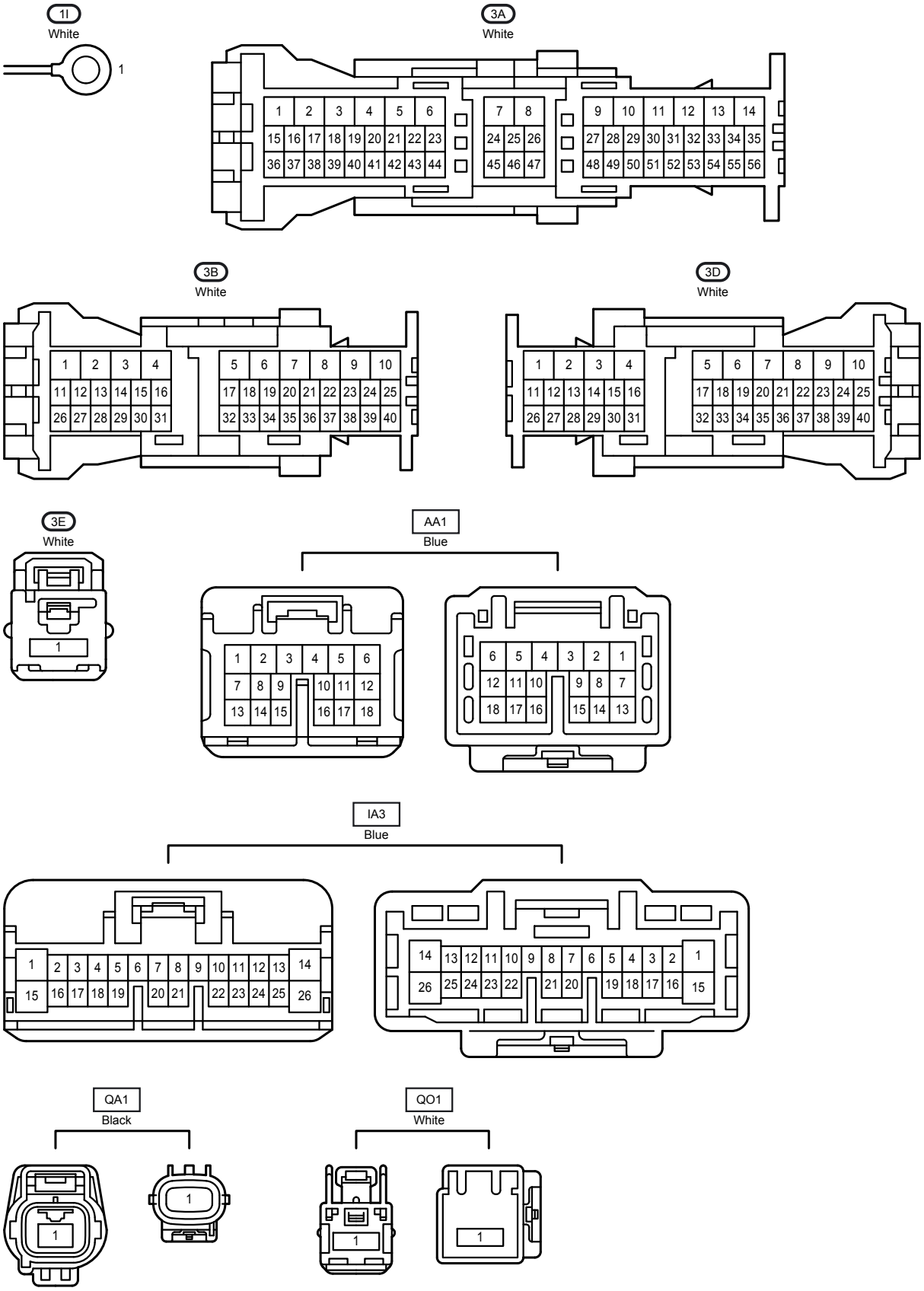
1I
White
1
3A
White
3B
White
3D
White
3E
White
AA1
Blue
IA3
Blue
QA1
Black
QO1
White