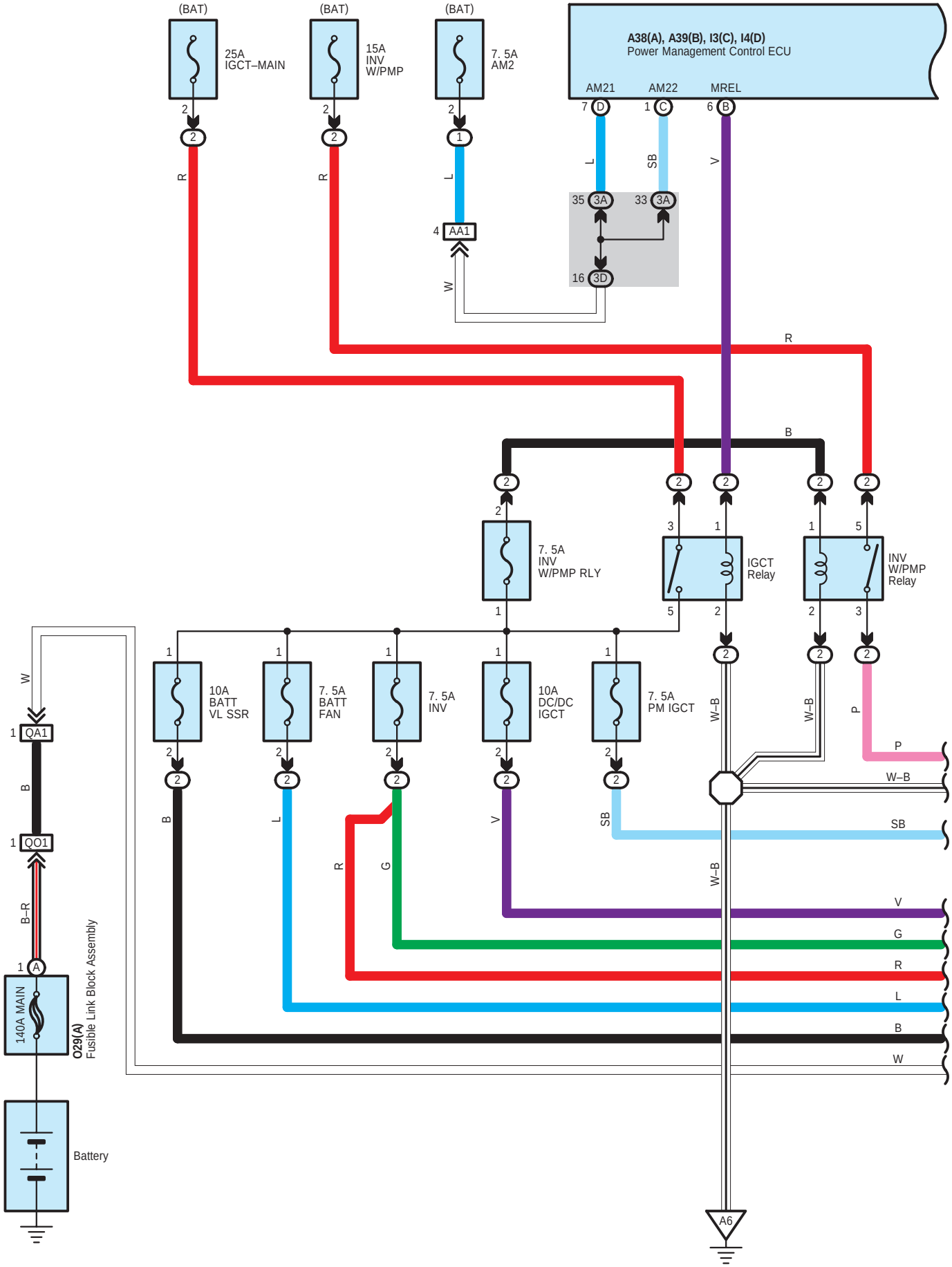
(BAT)
25A
IGCT–MAIN
(BAT)
15A
INV
W/PMP
(BAT)
7. 5A
AM2
A38(A), A39(B), I3(C), I4(D)
Power Management Control ECU
AM21
AM22
MREL
7 D
1 C
6 B
35 3A
33 3A
16 3D
4 AA1
7. 5A
INV
W/PMP RLY
IGCT
Relay
INV
W/PMP
Relay
10A
BATT
VL SSR
7. 5A
BATT
FAN
7. 5A
INV
10A
DC/DC
IGCT
7. 5A
PM IGCT
1 QA1
1 QO1
1 A
140A MAIN
O29(A)
Fusible Link Block Assembly
Battery
A6
R
B
W
L
SB
V
P
W–B
B–R
G

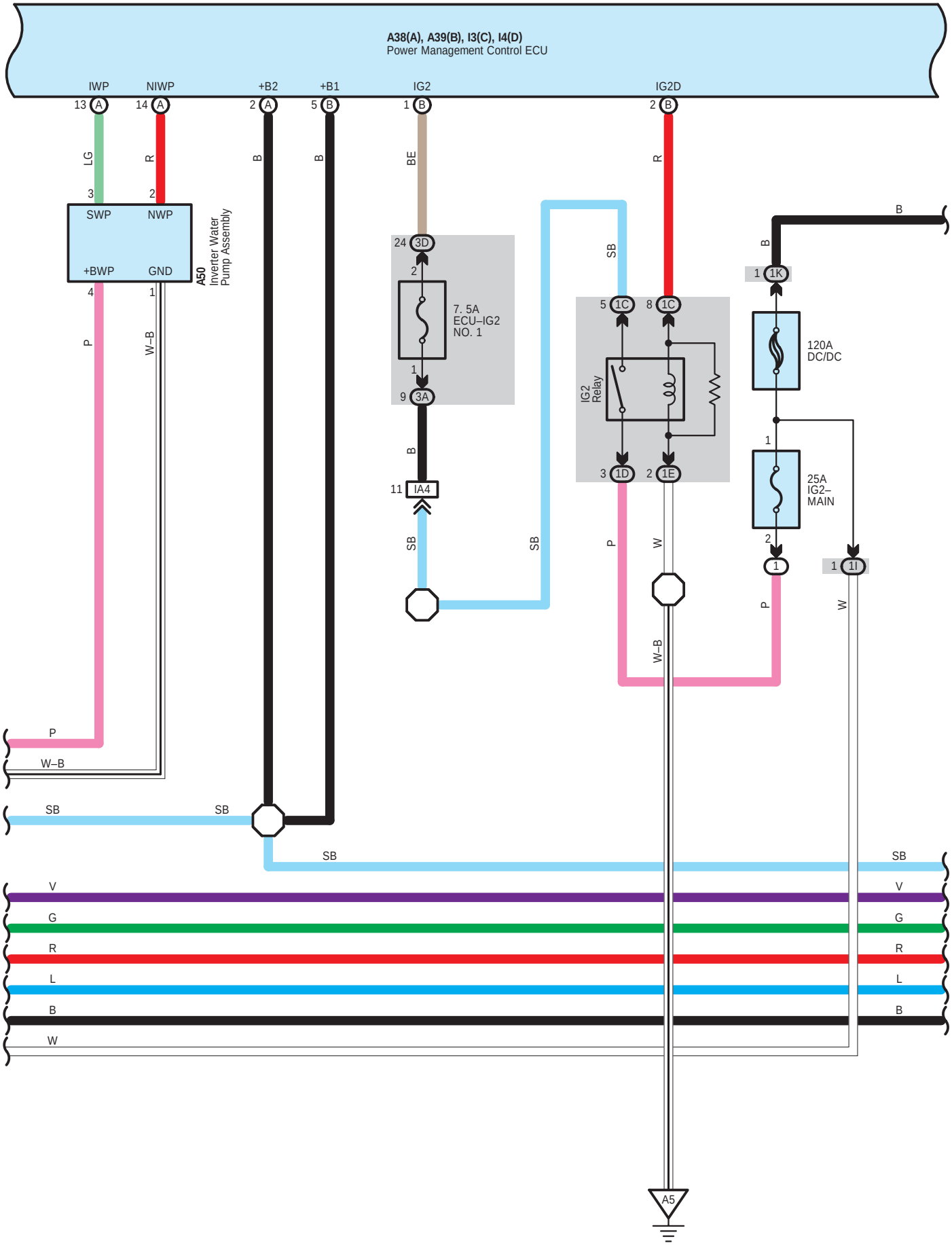
A38(A), A39(B), I3(C), I4(D)
Power Management Control ECU
IWP
NIWP
+B2
+B1
IG2
IG2D
13 A
14 A
2 A
5 B
1 B
2 B
LG
R
B
B
BE
R
3
2
SWP
NWP
+BWP
GND
A50
Inverter Water Pump Assembly
4
1
P
W–B
24 3D
2
7. 5A
ECU–IG2
NO. 1
1
9 3A
B
11 IA4
SB
SB
SB
5 1C
8 1C
IG2 Relay
3 1D
2 1E
P
W
W–B
B
B
1 1K
120A
DC/DC
1
25A
IG2–
MAIN
2
1
1 1I
P
W
P
W–B
SB
SB
SB
SB
V
G
R
L
B
W
A5

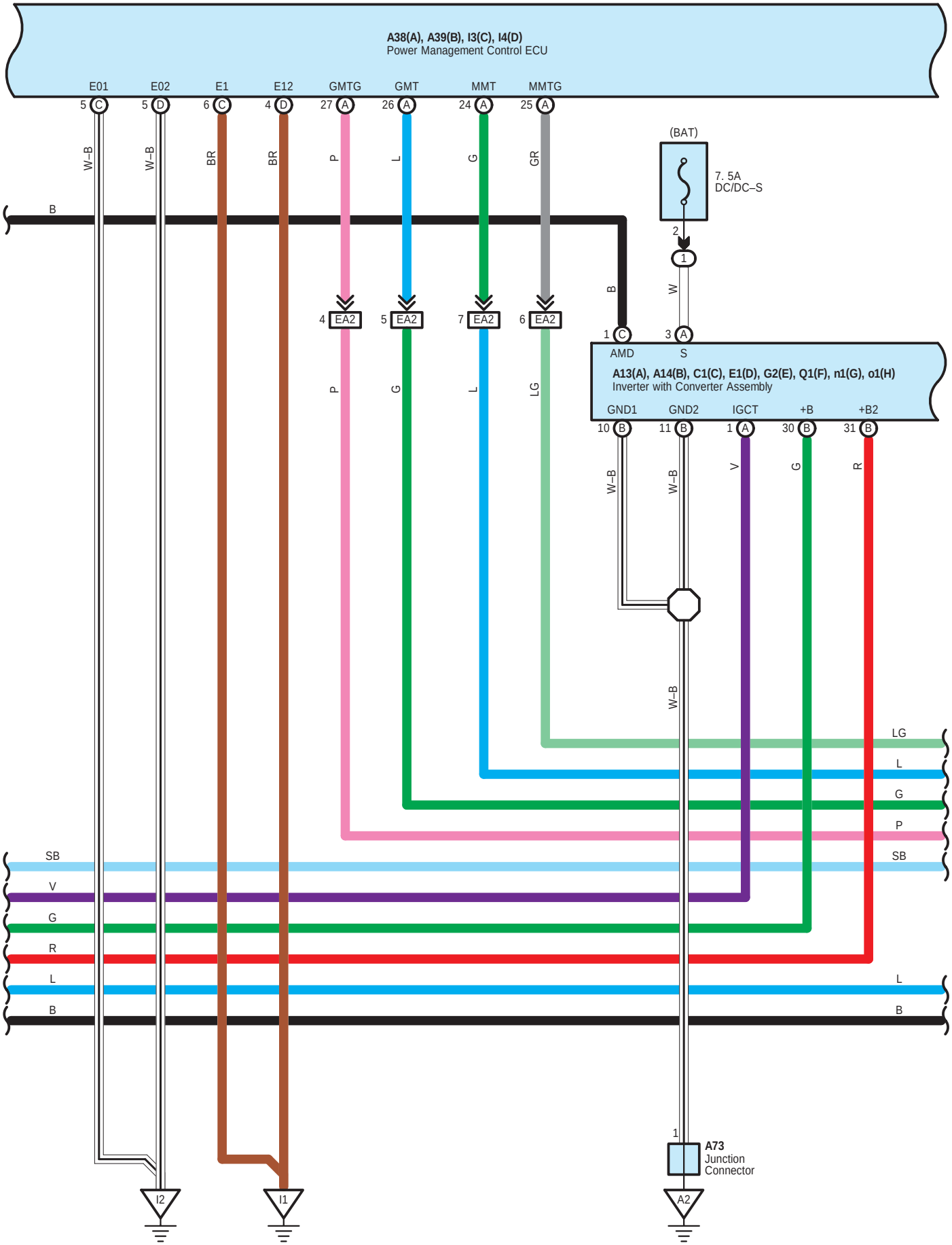
A38(A), A39(B), I3(C), I4(D)
Power Management Control ECU
E01
E02
E1
E12
GMTG
GMT
MMT
MMTG
5 C
5 D
6 C
4 D
27 A
26 A
24 A
25 A
W–B
W–B
BR
BR
P
L
G
GR
(BAT)
7. 5A
DC/DC–S
B
2
1
W
B
4 EA2
5 EA2
7 EA2
6 EA2
1 C
3 A
AMD
S
A13(A), A14(B), C1(C), E1(D), G2(E), Q1(F), n1(G), o1(H)
Inverter with Converter Assembly
GND1
GND2
IGCT
+B
+B2
10 B
11 B
1 A
30 B
31 B
P
G
L
LG
W–B
W–B
V
G
R
W–B
LG
L
G
P
SB
SB
V
G
R
L
L
B
B
1
A73
Junction
Connector
I2
I1
A2

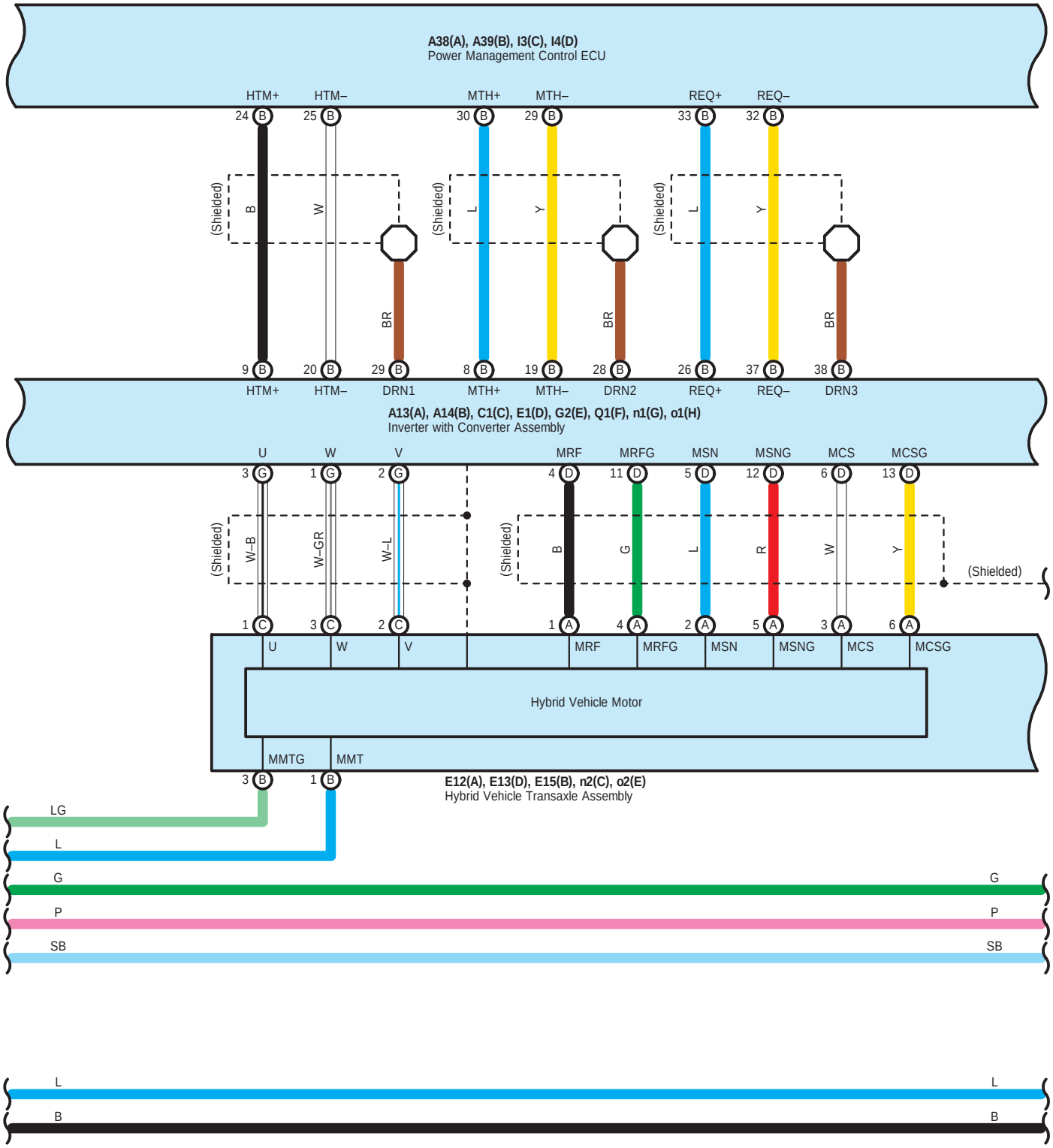
A38(A), A39(B), I3(C), I4(D)
Power Management Control ECU
HTM+
HTM–
MTH+
MTH–
REQ+
REQ–
24 B
25 B
30 B
29 B
33 B
32 B
(Shielded)
B
W
BR
L
Y
9 B
20 B
29 B
8 B
19 B
28 B
26 B
37 B
38 B
HTM+
HTM–
DRN1
MTH+
MTH–
DRN2
REQ+
REQ–
DRN3
A13(A), A14(B), C1(C), E1(D), G2(E), Q1(F), n1(G), o1(H)
Inverter with Converter Assembly
U
W
V
MRF
MRFG
MSN
MSNG
MCS
MCSG
3 G
1 G
2 G
4 D
11 D
5 D
12 D
6 D
13 D
W–B
W–GR
W–L
G
R
1 C
3 C
2 C
1 A
4 A
2 A
5 A
3 A
6 A
Hybrid Vehicle Motor
MMTG
MMT
3 B
1 B
E12(A), E13(D), E15(B), n2(C), o2(E)
Hybrid Vehicle Transaxle Assembly
LG
L
G
P
SB

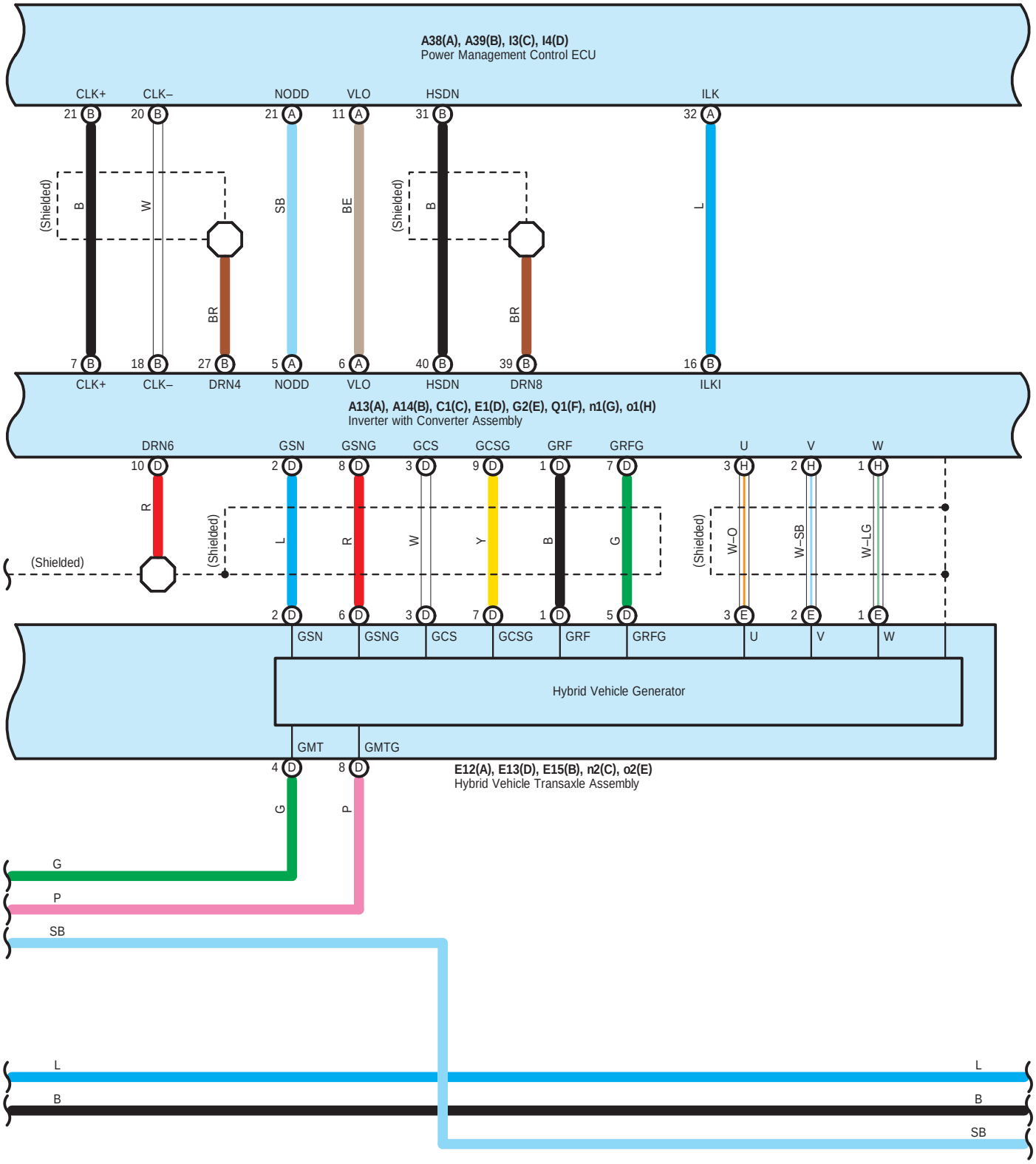
A38(A), A39(B), I3(C), I4(D)
Power Management Control ECU
CLK+
CLK–
NODD
VLO
HSDN
ILK
21 B
20 B
21 A
11 A
31 B
32 A
(Shielded)
B
W
SB
BE
(Shielded)
B
L
BR
BR
7 B
18 B
27 B
5 A
6 A
40 B
39 B
16 B
CLK+
CLK–
DRN4
NODD
VLO
HSDN
DRN8
ILKI
A13(A), A14(B), C1(C), E1(D), G2(E), Q1(F), n1(G), o1(H)
Inverter with Converter Assembly
DRN6
GSN
GSNG
GCS
GCSG
GRF
GRFG
U
V
W
10 D
2 D
8 D
3 D
9 D
1 D
7 D
3 H
2 H
1 H
R
(Shielded)
(Shielded)
L
R
W
Y
B
G
(Shielded)
W–O
W–SB
W–LG
2 D
6 D
3 D
7 D
1 D
5 D
3 E
2 E
1 E
GSN
GSNG
GCS
GCSG
GRF
GRFG
U
V
W
Hybrid Vehicle Generator
GMT
GMTG
4 D
8 D
E12(A), E13(D), E15(B), n2(C), o2(E)
Hybrid Vehicle Transaxle Assembly
G
P
G
P
SB
L
B
L
B
SB

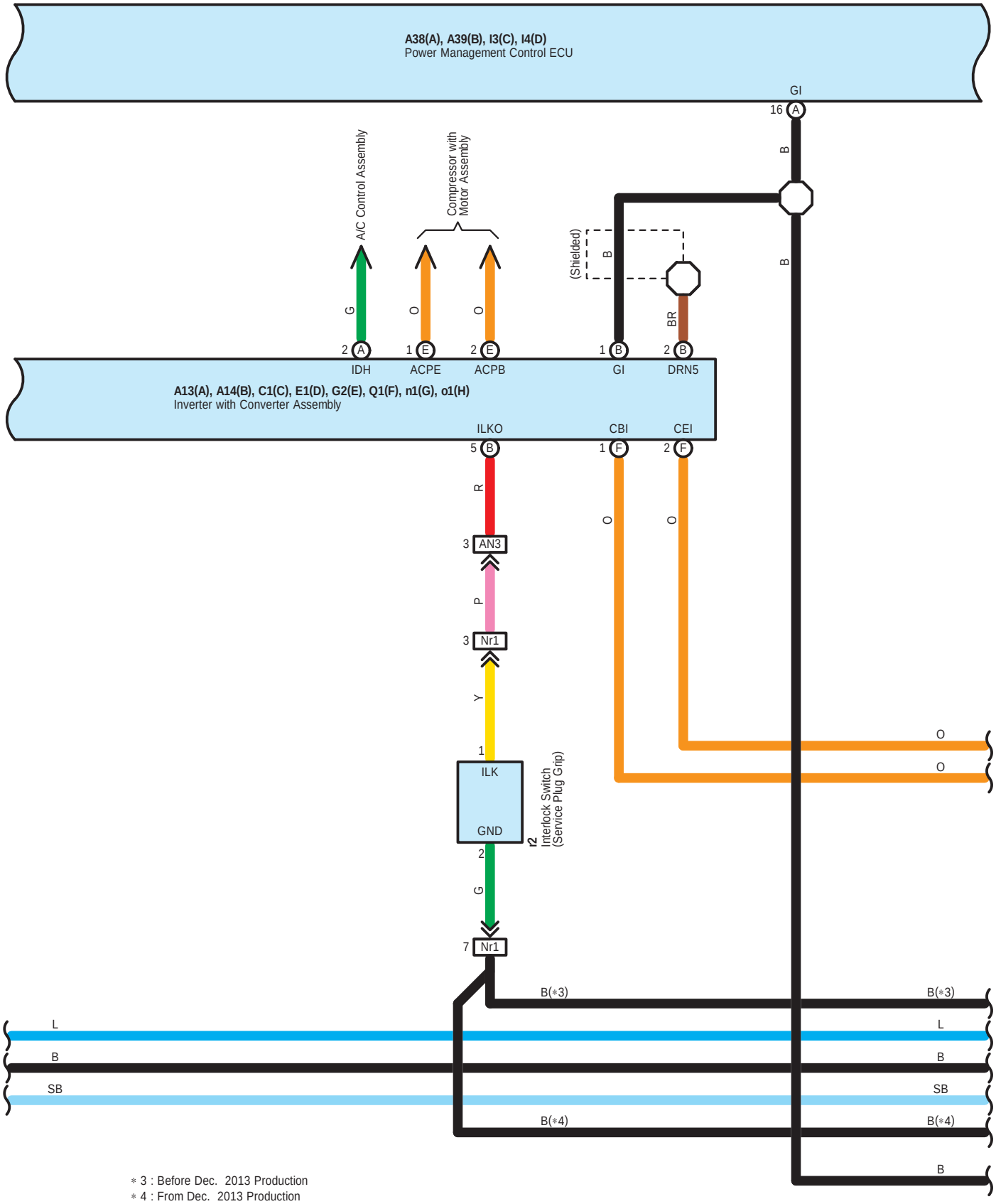

∗ 3 : Before Dec. 2013 Production
∗ 4 : From Dec. 2013 Production

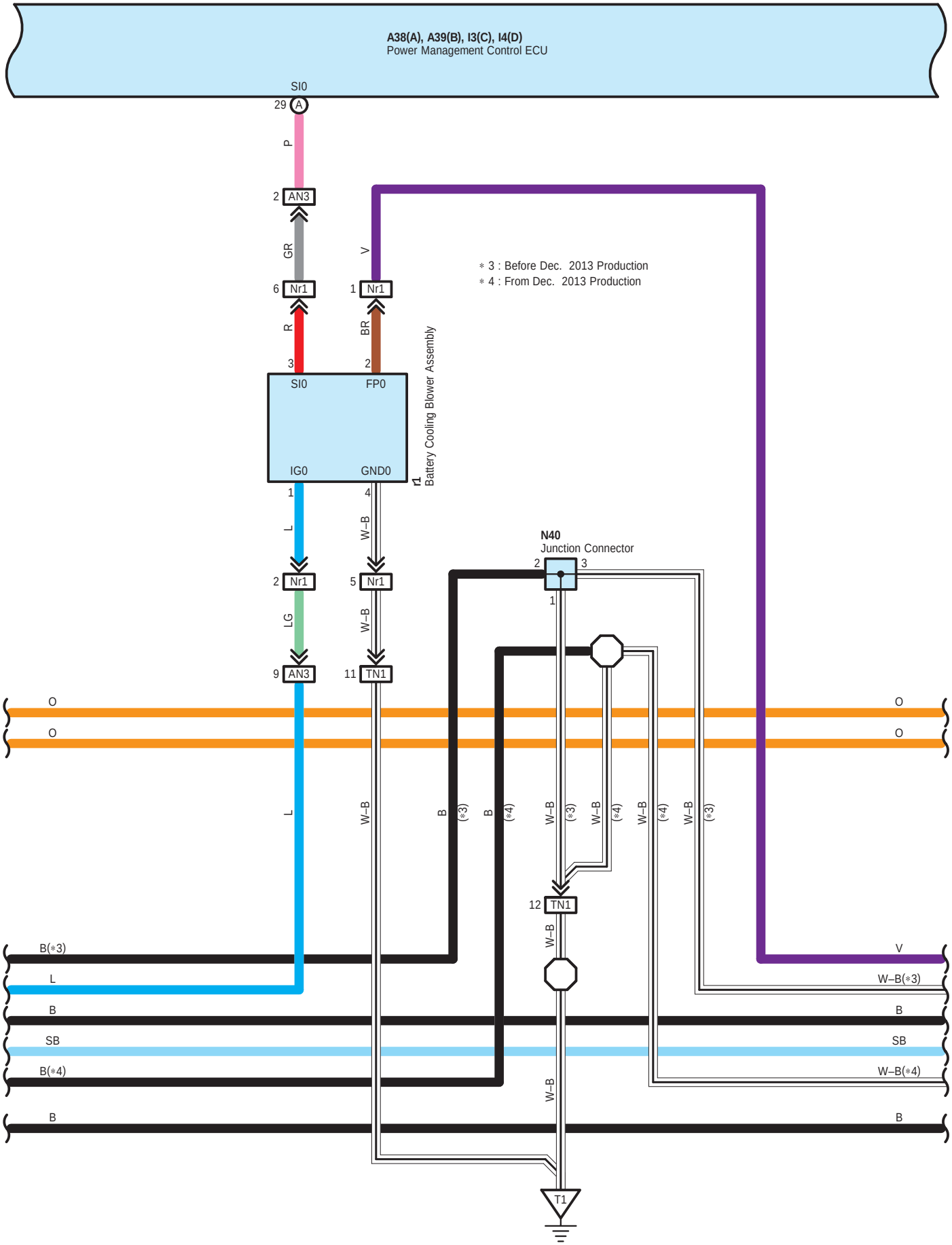
A38(A), A39(B), I3(C), I4(D)
Power Management Control ECU
SI0
29 A
P
2 AN3
GR
6 Nr1
R
3
SI0
V
1 Nr1
BR
2
FP0
IG0
GND0
1
4
r1
Battery Cooling Blower Assembly
∗ 3 : Before Dec. 2013 Production
∗ 4 : From Dec. 2013 Production
L
W–B
N40
Junction Connector
2
3
1
2 Nr1
5 Nr1
LG
W–B
9 AN3
11 TN1
O
O
O
O
L
W–B
B
(∗3)
B
(∗4)
W–B
(∗3)
W–B
(∗4)
W–B
(∗4)
W–B
(∗3)
12 TN1
W–B
B(∗3)
L
B
SB
B(∗4)
B
V
W–B(∗3)
B
SB
W–B(∗4)
B
W–B
T1

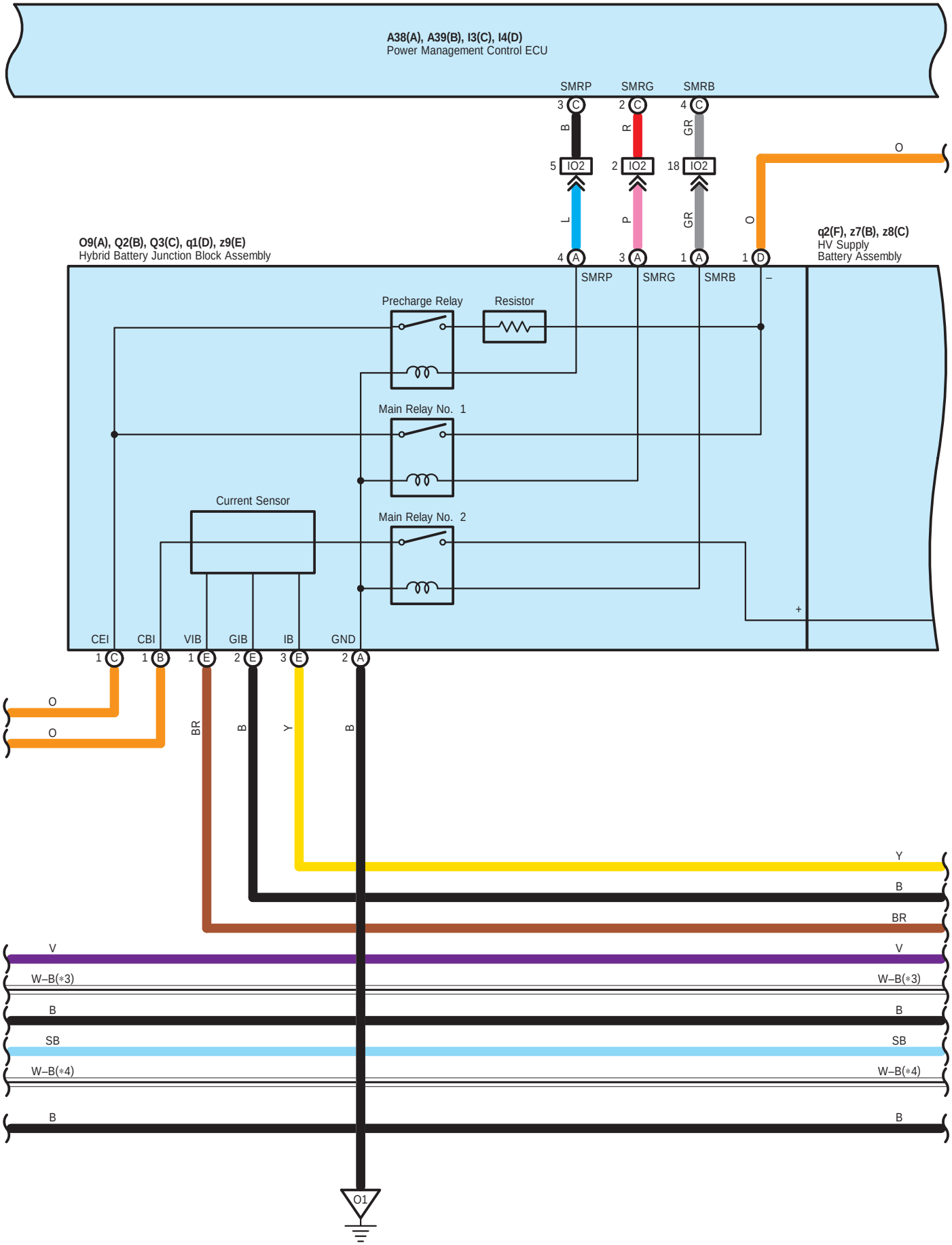
A38(A), A39(B), I3(C), I4(D)
Power Management Control ECU
SMRP
SMRG
SMRB
3 C
2 C
4 C
B
R
GR
5 IO2
2 IO2
18 IO2
L
P
GR
O
O
O9(A), Q2(B), Q3(C), q1(D), z9(E)
Hybrid Battery Junction Block Assembly
4 A
3 A
1 A
1 D
SMRP
SMRG
SMRB
–
q2(F), z7(B), z8(C)
HV Supply
Battery Assembly
Precharge Relay
Resistor
Main Relay No. 1
Current Sensor
Main Relay No. 2
+
CEI
CBI
VIB
GIB
IB
GND
1 C
1 B
1 E
2 E
3 E
2 A
O
O
BR
B
Y
B
Y
B
BR
V
V
W–B(*3)
W–B(*3)
B
B
SB
SB
W–B(*4)
W–B(*4)
B
B
O1

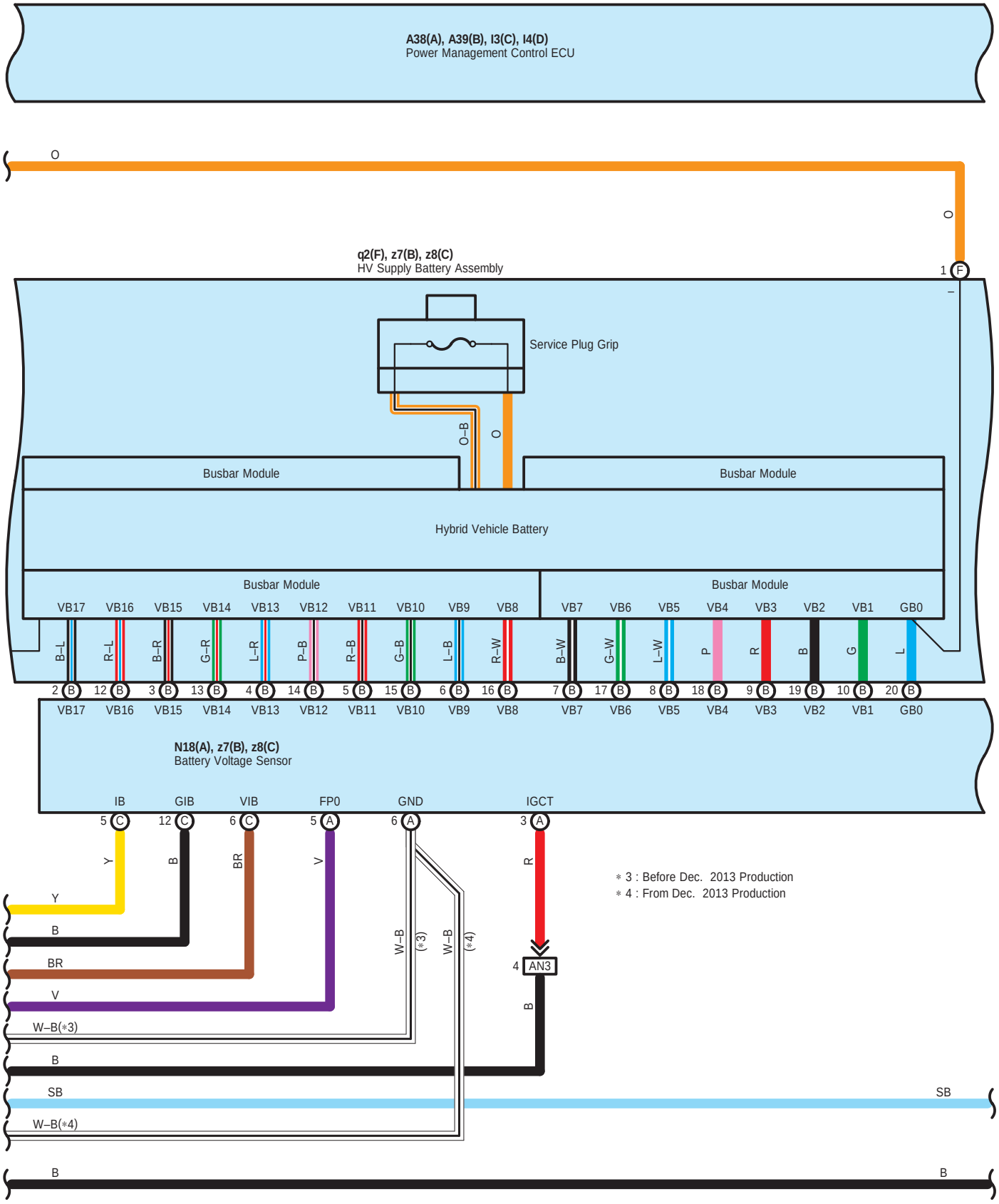
A38(A), A39(B), I3(C), I4(D)
Power Management Control ECU
O
O
q2(F), z7(B), z8(C)
HV Supply Battery Assembly
1 F
Service Plug Grip
O–B
O
Busbar Module
Busbar Module
Hybrid Vehicle Battery
Busbar Module
Busbar Module
VB17 VB16 VB15 VB14 VB13 VB12 VB11 VB10 VB9 VB8
VB7 VB6 VB5 VB4 VB3 VB2 VB1 GB0
B–L R–L B–R G–R L–R P–B R–B G–B L–B R–W
B–W G–W L–W P R B G L
2 B 12 B 3 B 13 B 4 B 14 B 5 B 15 B 6 B 16 B 7 B 17 B 8 B 18 B 9 B 19 B 10 B 20 B
VB17 VB16 VB15 VB14 VB13 VB12 VB11 VB10 VB9 VB8 VB7 VB6 VB5 VB4 VB3 VB2 VB1 GB0
N18(A), z7(B), z8(C)
Battery Voltage Sensor
IB GIB VIB FP0 GND IGCT
5 C 12 C 6 C 5 A 6 A 3 A
Y B BR V W–B (*3) W–B (*4) R
Y
B
BR
V
W–B(*3)
B
SB
W–B(*4)
4 AN3
B
SB
B
B
* 3 : Before Dec. 2013 Production
* 4 : From Dec. 2013 Production

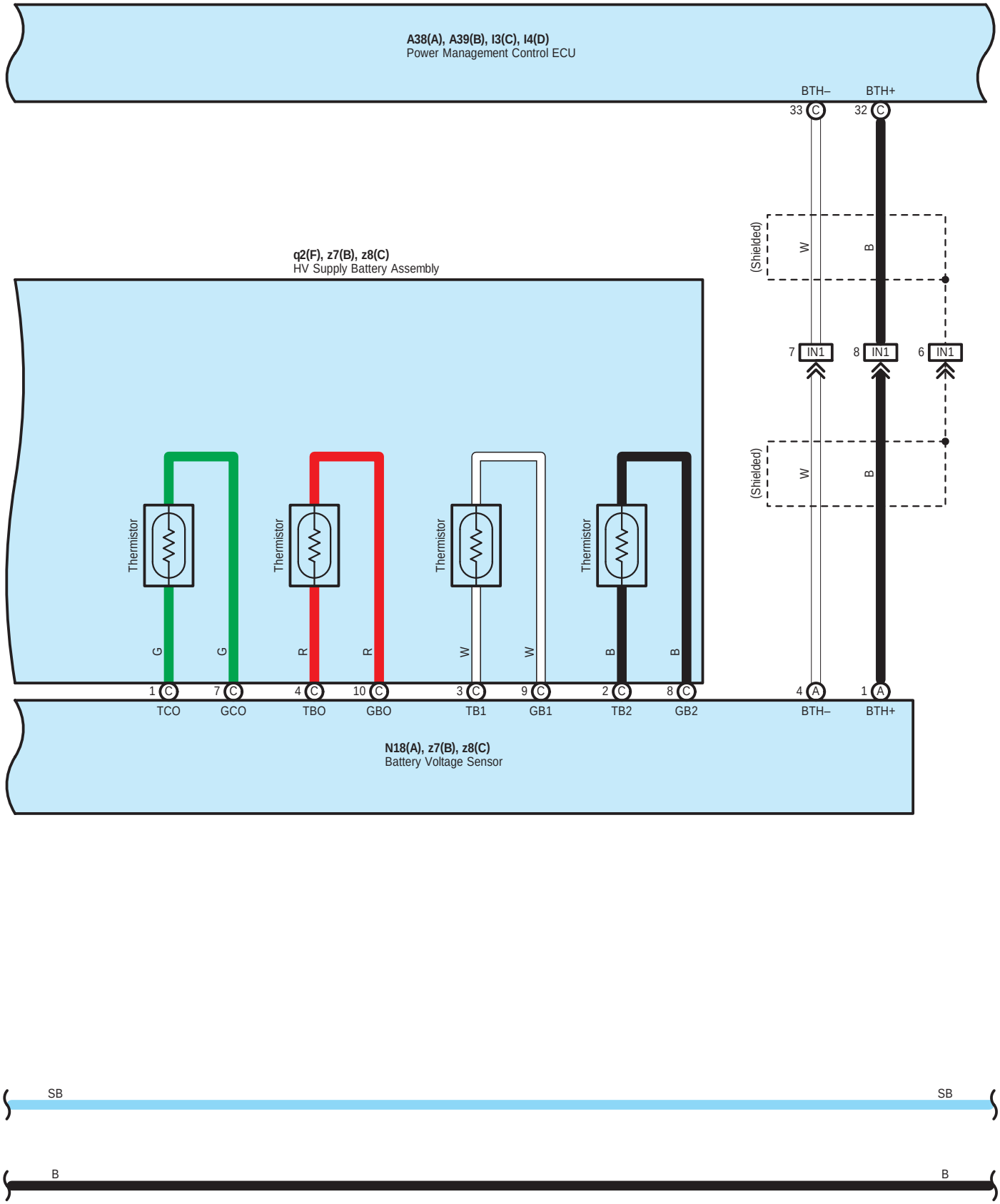
A38(A), A39(B), I3(C), I4(D)
Power Management Control ECU
BTH–
BTH+
33 C
32 C
(Shielded)
W
B
q2(F), z7(B), z8(C)
HV Supply Battery Assembly
7 IN1
8 IN1
6 IN1
(Shielded)
W
B
Thermistor
Thermistor
Thermistor
Thermistor
G
G
R
R
W
W
B
B
1 C
7 C
4 C
10 C
3 C
9 C
2 C
8 C
4 A
1 A
TCO
GCO
TBO
GBO
TB1
GB1
TB2
GB2
BTH–
BTH+
N18(A), z7(B), z8(C)
Battery Voltage Sensor

SB
SB
B
B

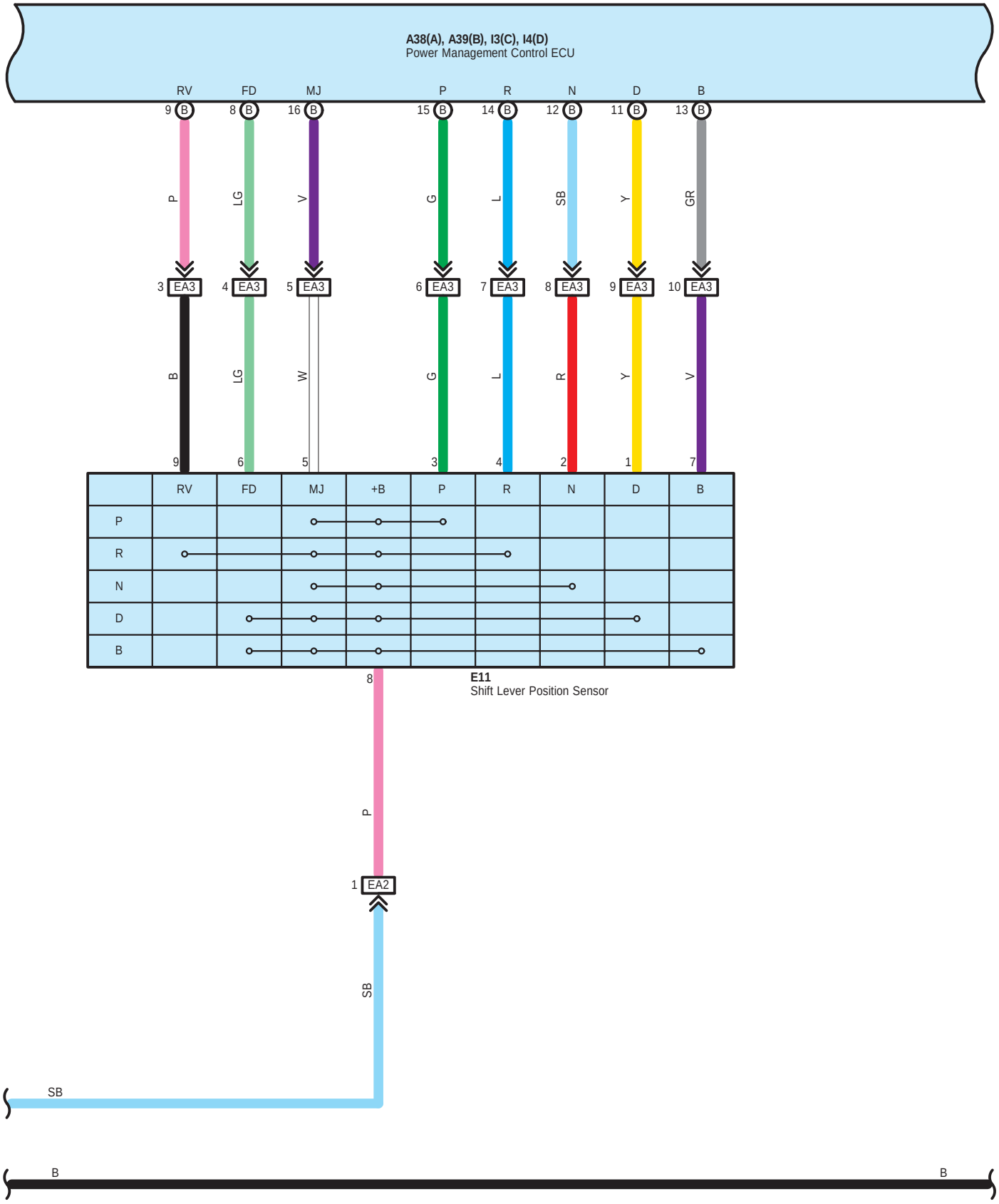
A38(A), A39(B), I3(C), I4(D)
Power Management Control ECU
RV
FD
MJ
P
R
N
D
B
9 B
8 B
16 B
15 B
14 B
12 B
11 B
13 B
P
LG
V
G
L
SB
Y
GR
3 EA3
4 EA3
5 EA3
6 EA3
7 EA3
8 EA3
9 EA3
10 EA3
B
LG
W
G
L
R
Y
V
9
6
5
3
4
2
1
7
RV
FD
MJ
+B
P
R
N
D
B
P
R
N
D
B
8
E11
Shift Lever Position Sensor
P
1 EA2
SB
SB
B
B

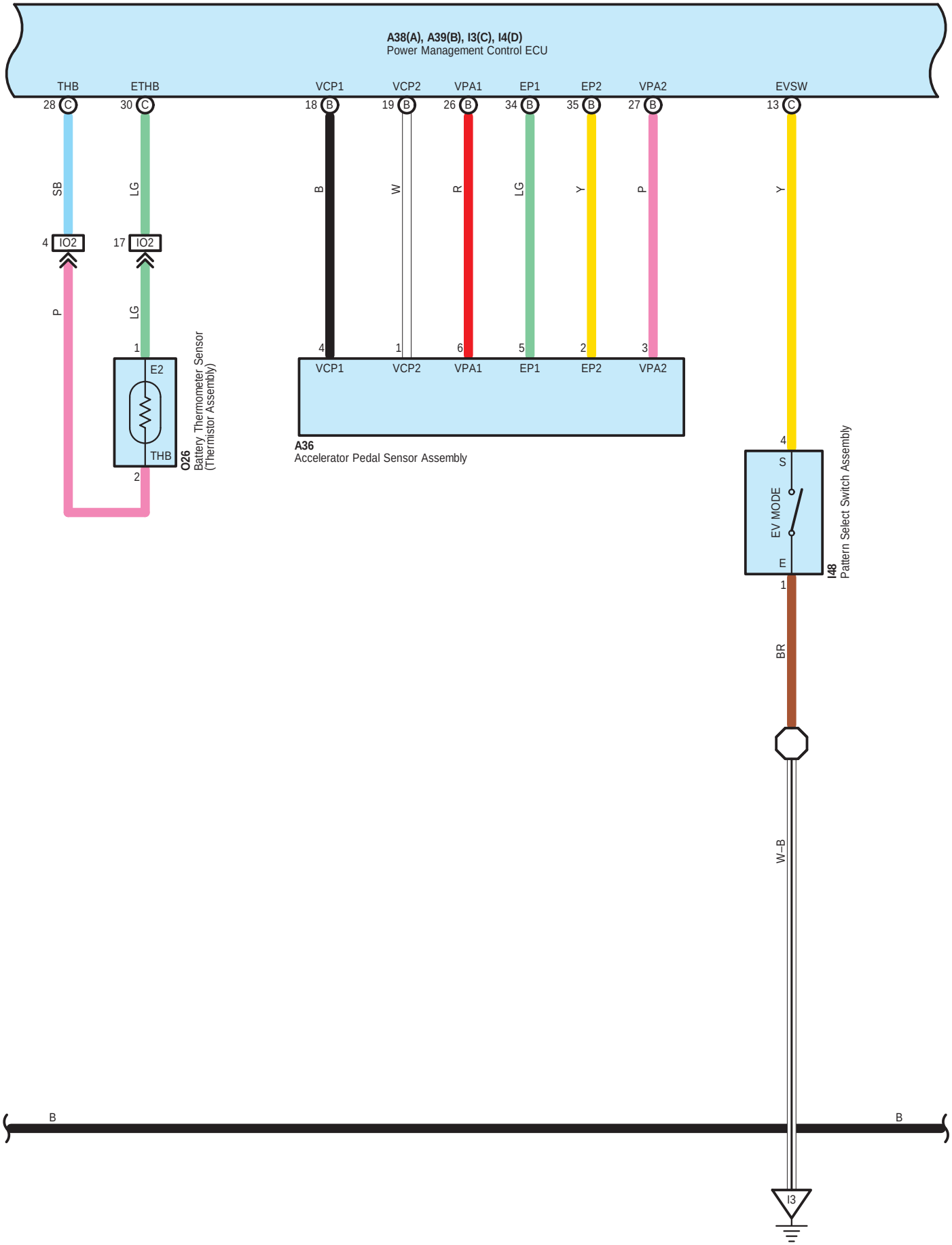
A38(A), A39(B), I3(C), I4(D)
Power Management Control ECU
THB
ETHB
VCP1
VCP2
VPA1
EP1
EP2
VPA2
EVSW
28 C
30 C
18 B
19 B
26 B
34 B
35 B
27 B
13 C
SB
LG
B
W
R
LG
Y
P
Y
4 IO2
17 IO2
P
LG
1
E2
THB
2
O26
Battery Thermometer Sensor
(Thermistor Assembly)
4
1
6
5
2
3
VCP1
VCP2
VPA1
EP1
EP2
VPA2
A36
Accelerator Pedal Sensor Assembly
4
S
EV MODE
E
1
I48
Pattern Select Switch Assembly
BR
W–B
B
B
I3

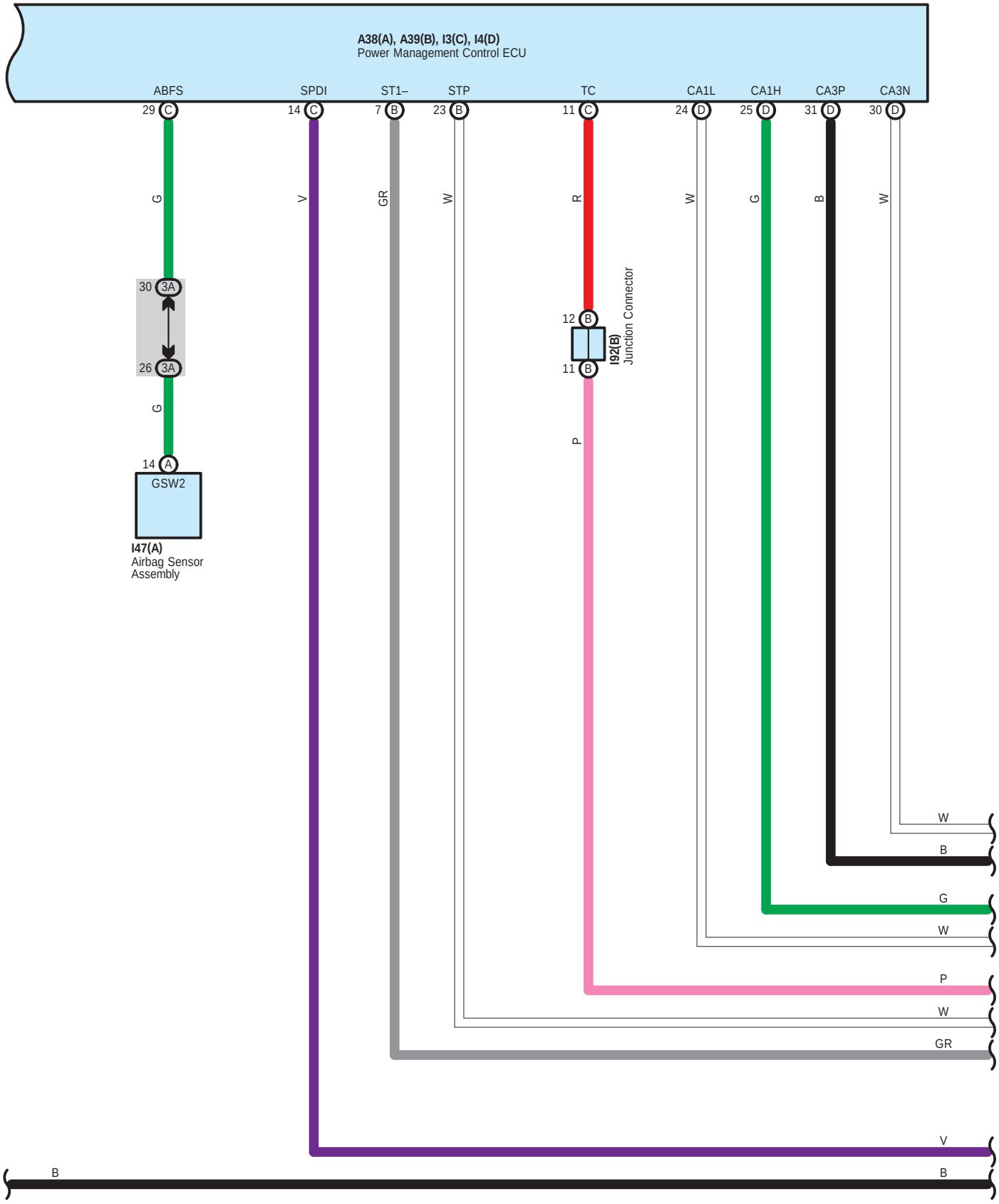
A38(A), A39(B), I3(C), I4(D)
Power Management Control ECU
ABFS
SPDI
ST1–
STP
TC
CA1L
CA1H
CA3P
CA3N
29 C
14 C
7 B
23 B
11 C
24 D
25 D
31 D
30 D
G
V
GR
W
R
W
G
B
W
30 3A
26 3A
12 B
11 B
I92(B)
Junction Connector
G
P
14 A
GSW2
I47(A)
Airbag Sensor
Assembly
W
B
G
W
P
W
GR
V
B
B

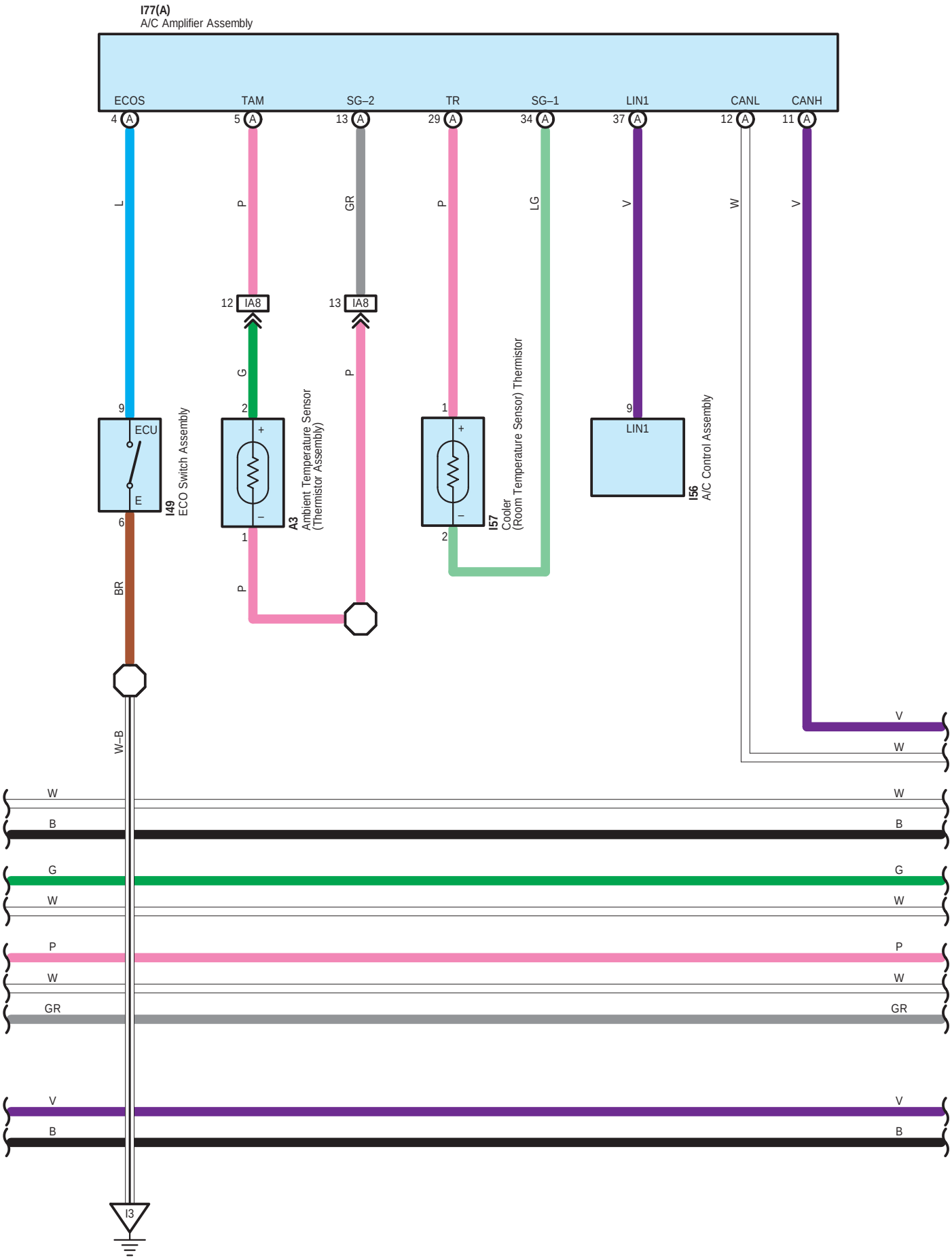
I77(A)
A/C Amplifier Assembly
ECOS
TAM
SG–2
TR
SG–1
LIN1
CANL
CANH
4 A
5 A
13 A
29 A
34 A
37 A
12 A
11 A
L
P
GR
P
LG
V
W
V
12 IA8
13 IA8
G
P
9
ECU
E
6
I49
ECO Switch Assembly
2
1
A3
Ambient Temperature Sensor
(Thermistor Assembly)
1
2
I57
Cooler
(Room Temperature Sensor) Thermistor
9
LIN1
I56
A/C Control Assembly
BR
P
W–B
V
W
W
B
G
W
P
W
GR
V
B
I3

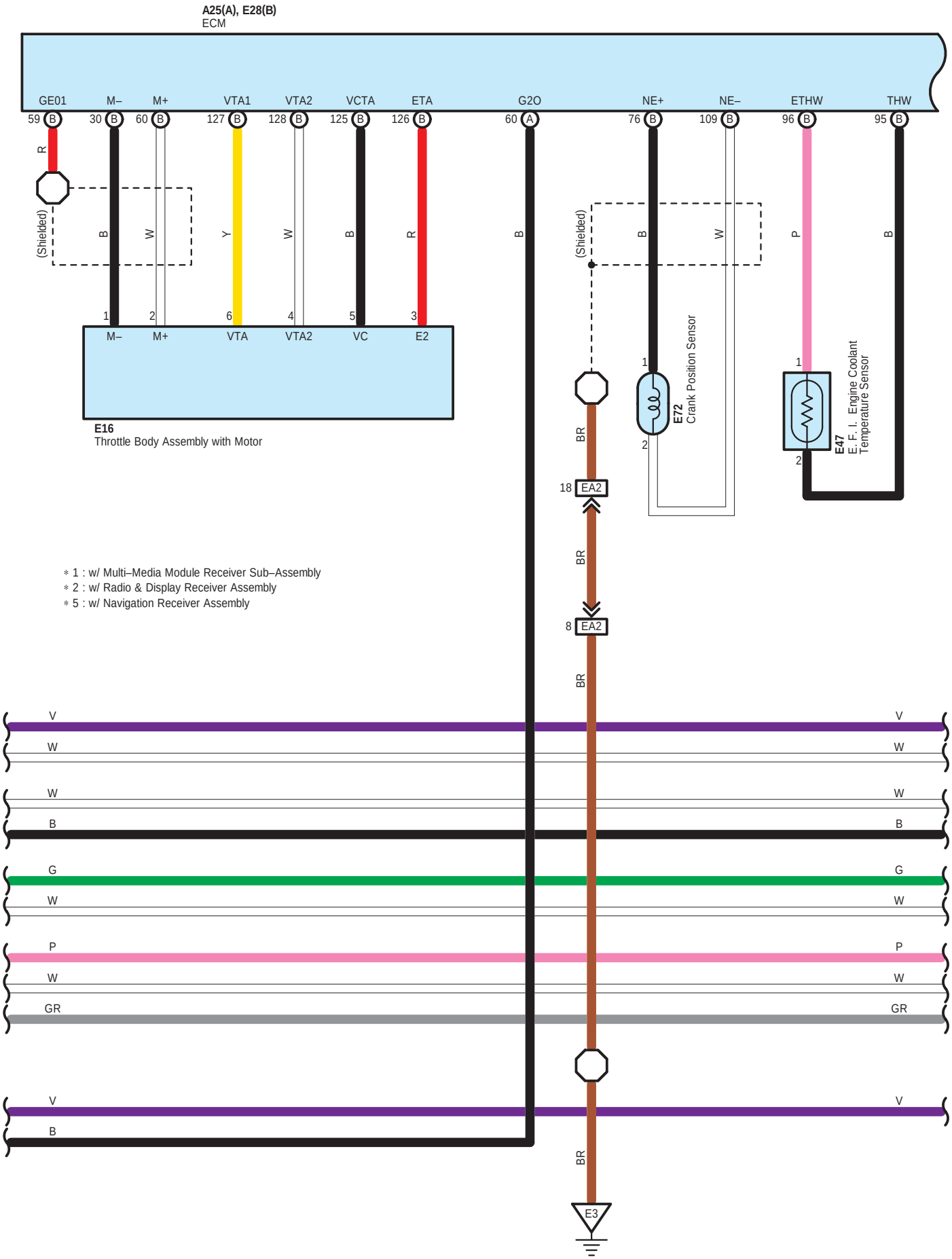
A25(A), E28(B)
ECM
GE01
M–
M+
VTA1
VTA2
VCTA
ETA
G2O
NE+
NE–
ETHW
THW
59 B
30 B
60 B
127 B
128 B
125 B
126 B
60 A
76 B
109 B
96 B
95 B
R
(Shielded)
B
W
Y
W
B
R
B
(Shielded)
B
W
P
B
1
2
6
4
5
3
M–
M+
VTA
VTA2
VC
E2
E16
Throttle Body Assembly with Motor
BR
18 EA2
BR
8 EA2
BR
1
2
E72
Crank Position Sensor
1
2
E47
E. F. I. Engine Coolant Temperature Sensor
∗ 1 : w/ Multi–Media Module Receiver Sub–Assembly
∗ 2 : w/ Radio & Display Receiver Assembly
∗ 5 : w/ Navigation Receiver Assembly
V
W
W
B
G
W
P
W
GR
V
B
BR
E3

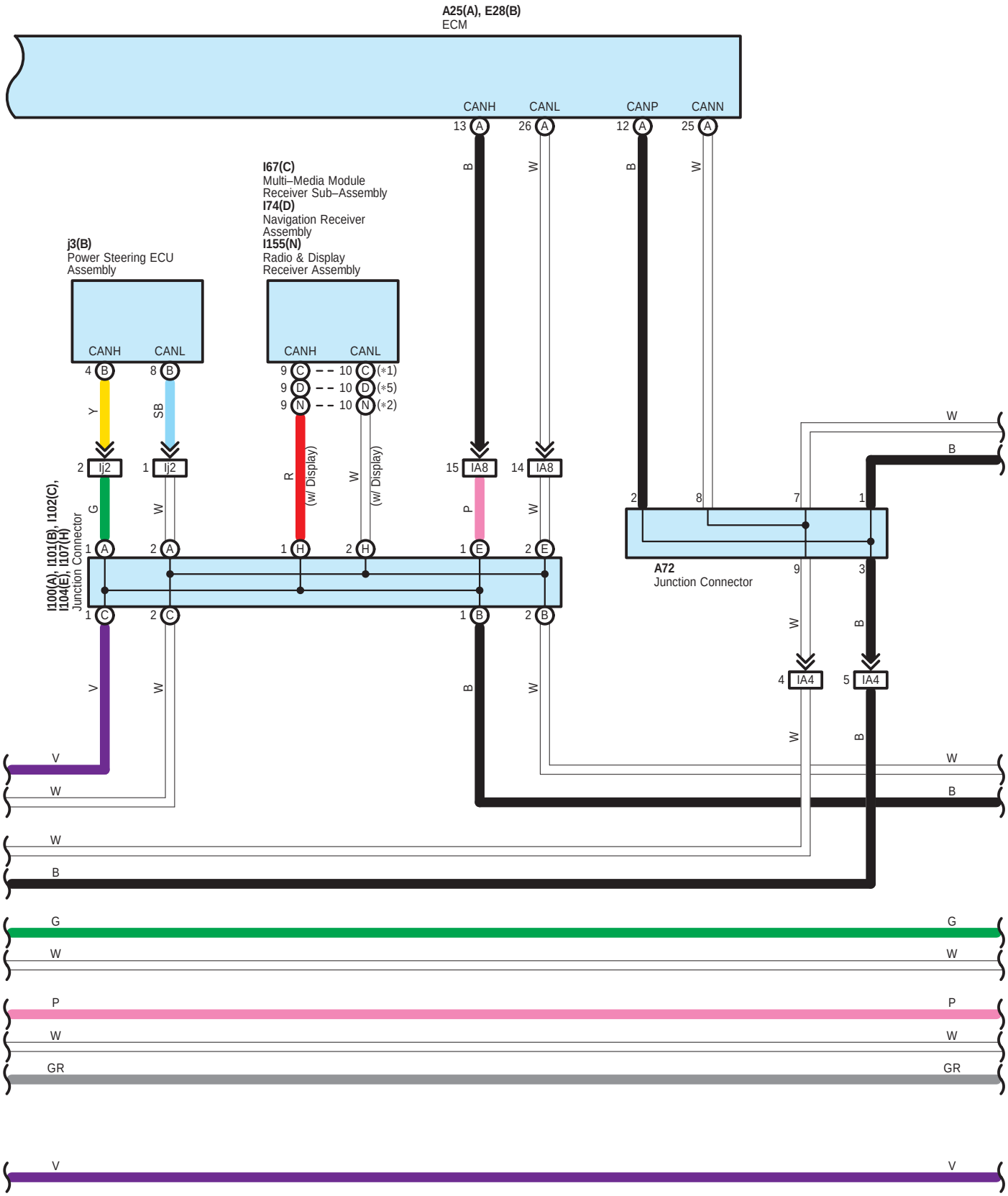
A25(A), E28(B)
ECM
CANH
CANL
CANP
CANN
13 A
26 A
12 A
25 A
I67(C)
Multi–Media Module
Receiver Sub–Assembly
I74(D)
Navigation Receiver
Assembly
I155(N)
Radio & Display
Receiver Assembly
j3(B)
Power Steering ECU
Assembly
CANH
CANL
4 B
8 B
9 C
10 C (*1)
9 D
10 D (*5)
9 N
10 N (*2)
Y
SB
R
(w/ Display)
W
(w/ Display)
2 Ij2
1 Ij2
15 IA8
14 IA8
G
W
P
W
I100(A), I101(B), I102(C),
I104(E), I107(H)
Junction Connector
1 A
2 A
1 H
2 H
1 E
2 E
1 C
2 C
1 B
2 B
V
W
B
W
B
2
8
7
1
A72
Junction Connector
9
3
W
B
4 IA4
5 IA4
W
B
V
W
W
B
W
B
G
W
G
W
P
W
GR
P
W
GR
V
V

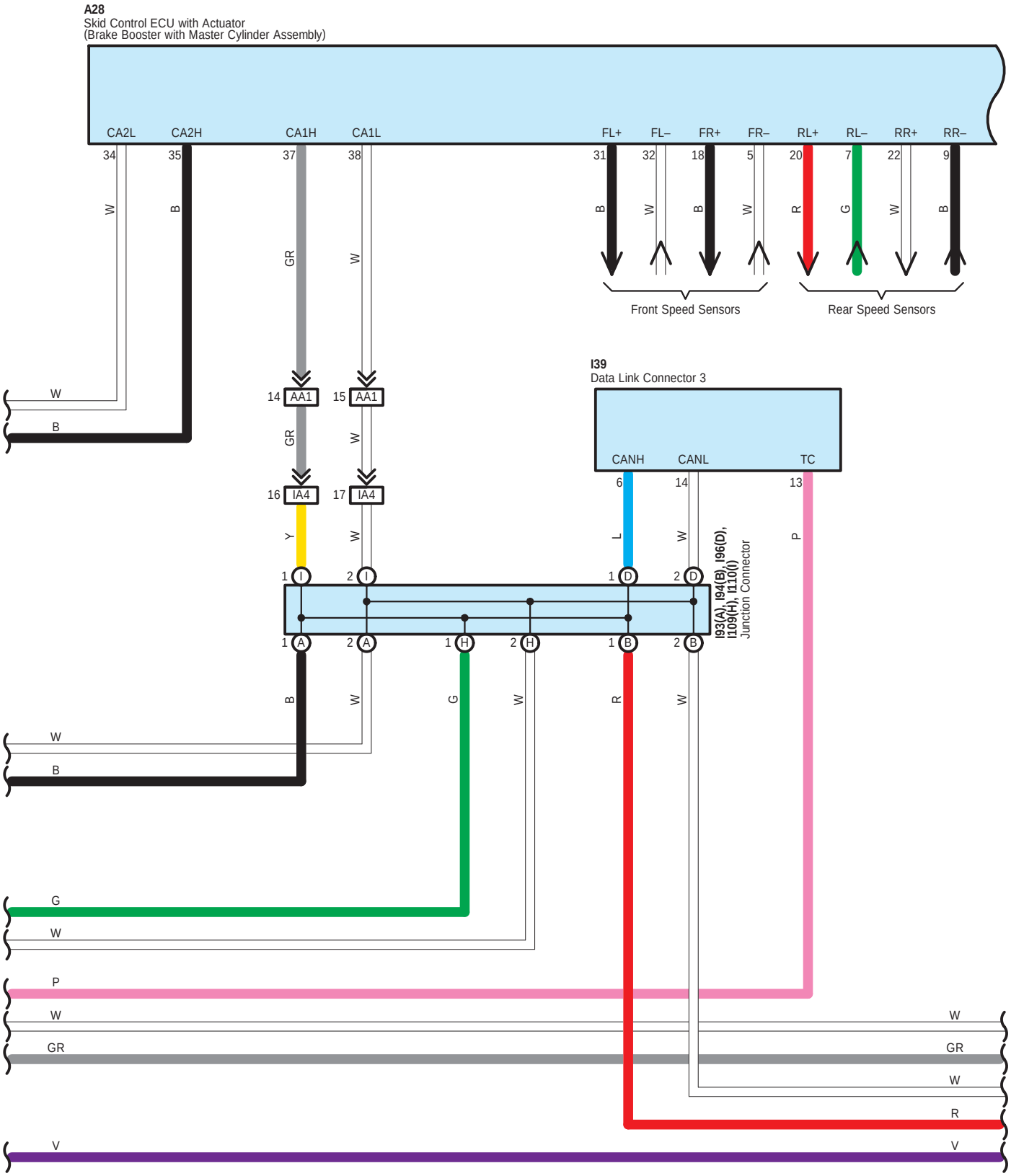
A28
Skid Control ECU with Actuator
(Brake Booster with Master Cylinder Assembly)
CA2L
CA2H
CA1H
CA1L
FL+
FL–
FR+
FR–
RL+
RL–
RR+
RR–
34
35
37
38
31
32
18
5
20
7
22
9
Front Speed Sensors
Rear Speed Sensors
I39
Data Link Connector 3
CANH
CANL
TC
6
14
13
14 AA1
15 AA1
16 IA4
17 IA4
I93(A), I94(B), I96(D),
I109(H), I110(I)
Junction Connector

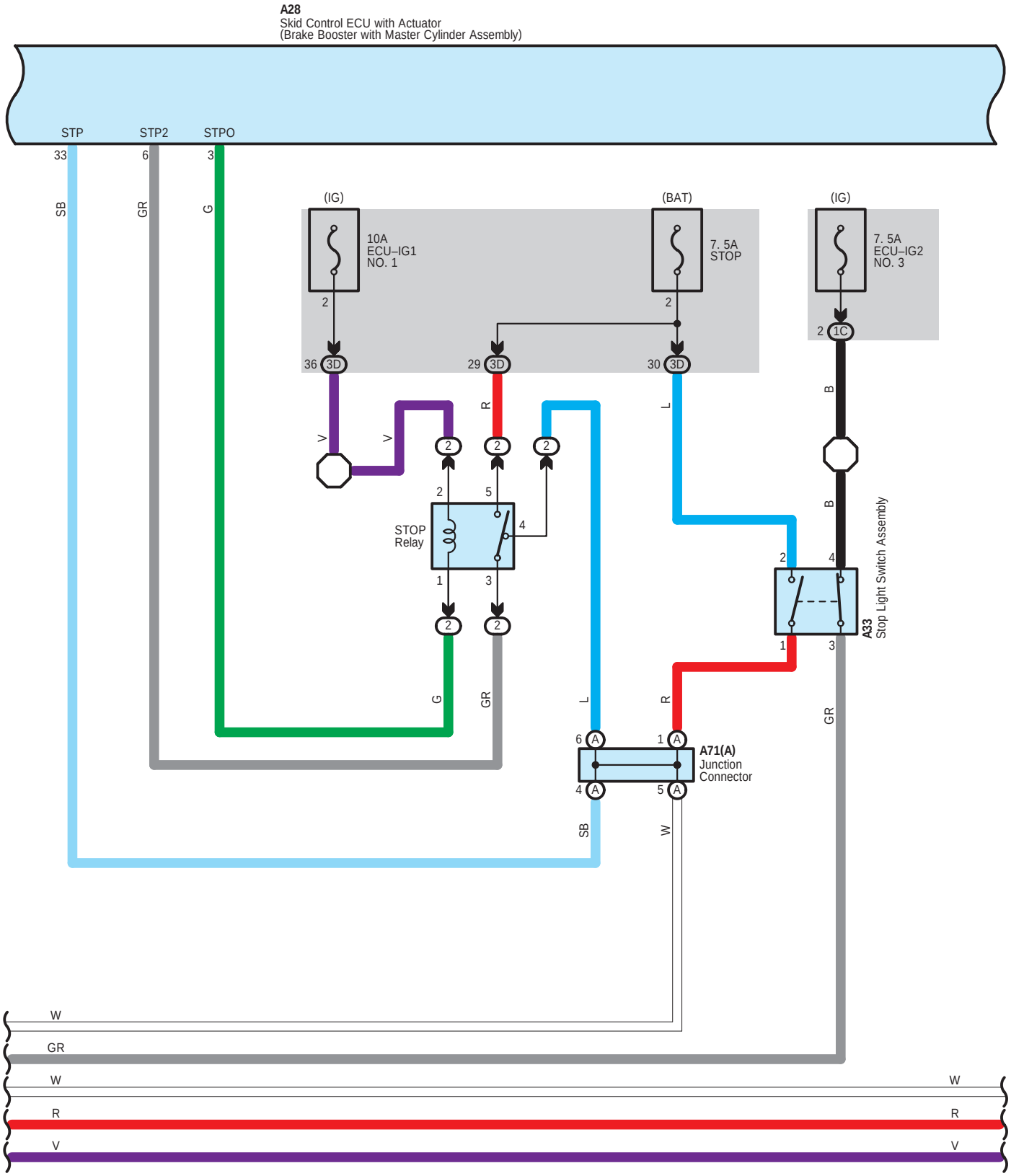
A28
Skid Control ECU with Actuator
(Brake Booster with Master Cylinder Assembly)
STP
STP2
STPO
33
6
3
SB
GR
G
(IG)
10A
ECU–IG1
NO. 1
(BAT)
7. 5A
STOP
(IG)
7. 5A
ECU–IG2
NO. 3
2
36 3D
29 3D
30 3D
2 1C
V
R
L
B
STOP
Relay
A33
Stop Light Switch Assembly
A71(A)
Junction
Connector
6 A
1 A
4 A
5 A
W
GR
W
R
V

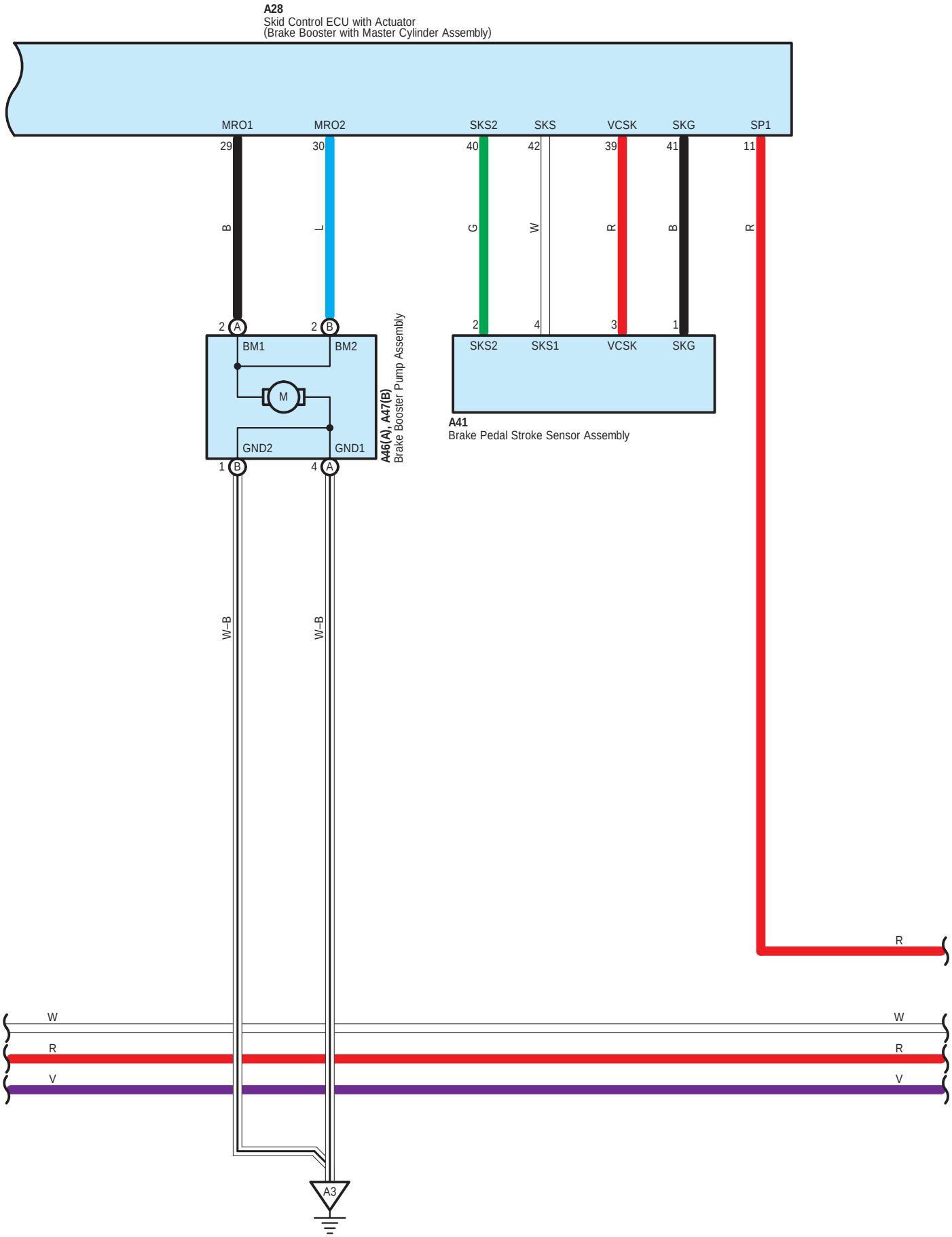
A28
Skid Control ECU with Actuator
(Brake Booster with Master Cylinder Assembly)
MRO1
MRO2
SKS2
SKS
VCSK
SKG
SP1
29
30
40
42
39
41
11
B
L
G
W
R
B
R
2 A
2 B
BM1
BM2
M
GND2
GND1
1 B
4 A
A46(A), A47(B)
Brake Booster Pump Assembly
2
4
3
1
SKS2
SKS1
VCSK
SKG
A41
Brake Pedal Stroke Sensor Assembly
W–B
W–B
R
W
R
V
W
R
V
A3

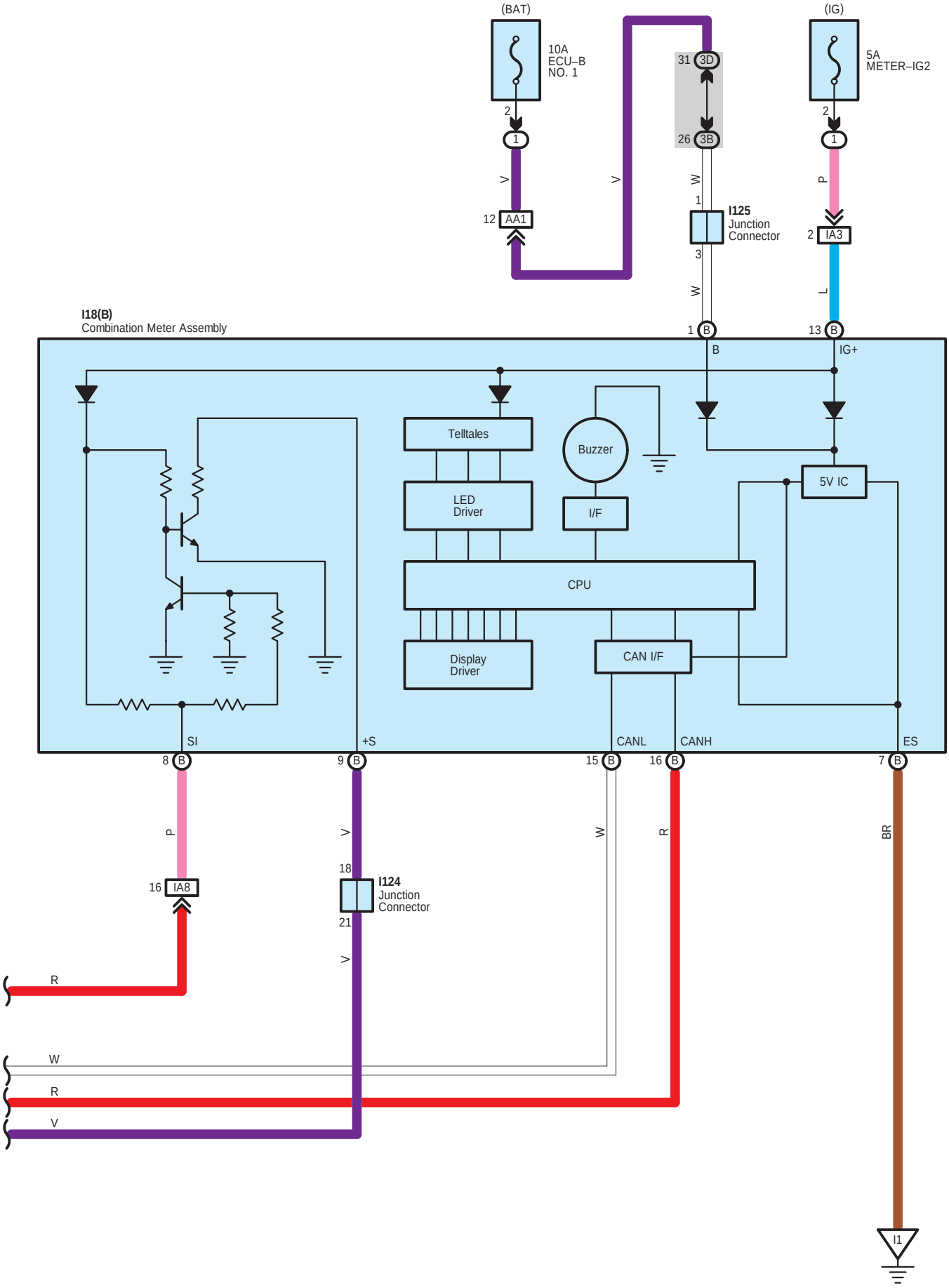
(BAT)
10A
ECU–B
NO. 1
(IG)
5A
METER–IG2
31 3D
26 3B
2
1
V
12 AA1
W
I125
Junction
Connector
P
2 IA3
L
I18(B)
Combination Meter Assembly
1 B
13 B
B
IG+
Telltales
Buzzer
LED
Driver
I/F
5V IC
CPU
Display
Driver
CAN I/F
SI
+S
CANL
CANH
ES
8 B
9 B
15 B
16 B
7 B
R
BR
18
21
I124
Junction
Connector
16 IA8
I1

A 3
Black

A 13
Gray



A 14
Black

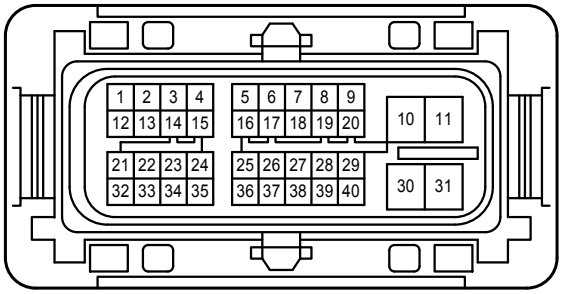

A 25
Black

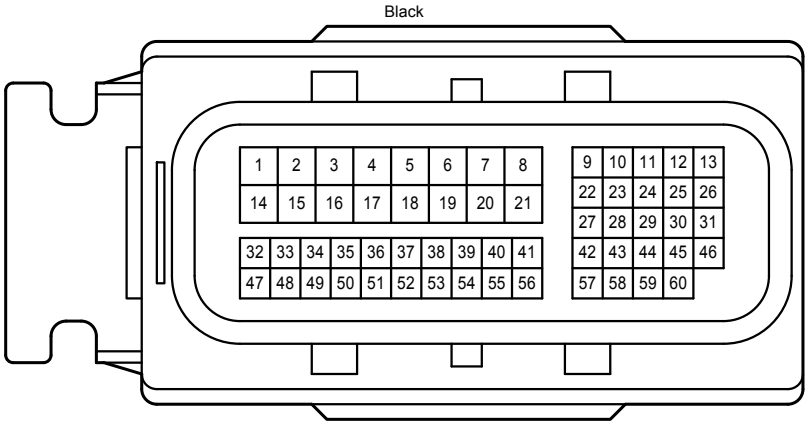

A 28
Black

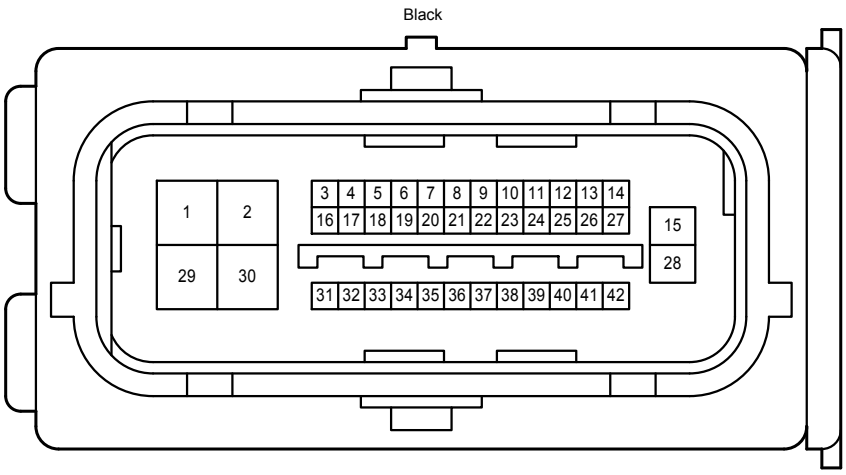

A 33
White

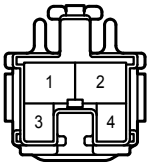

A 36
Black



A 38
Gray

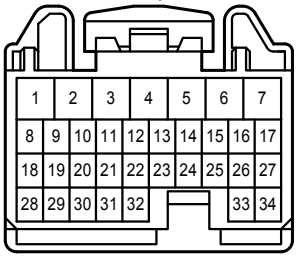

A 39
Gray

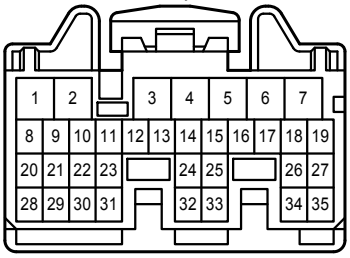

A 41
Black



A 46
Black

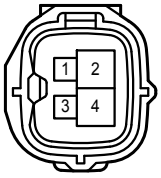

A 47
Black

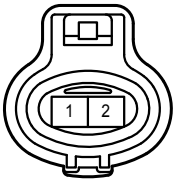

A 50
Black

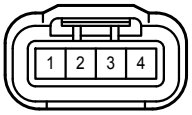

A 71
Gray

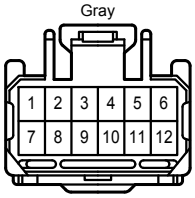

A 72
White

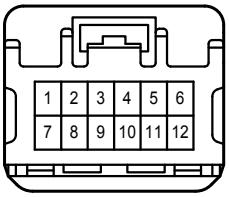

A 73
Gray

C 1

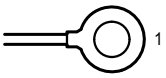

E 1
Gray

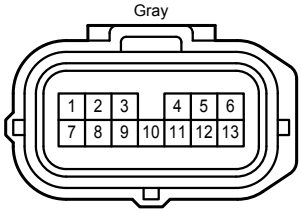

E 11
Gray

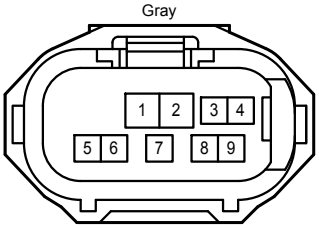

E 12
Gray

E 13
Gray

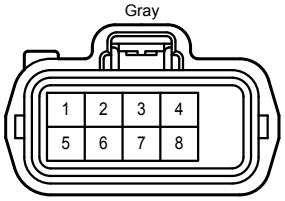

E 15
Gray

E 16
Black

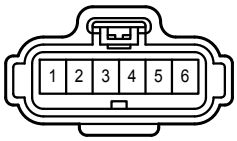

E 28
Black

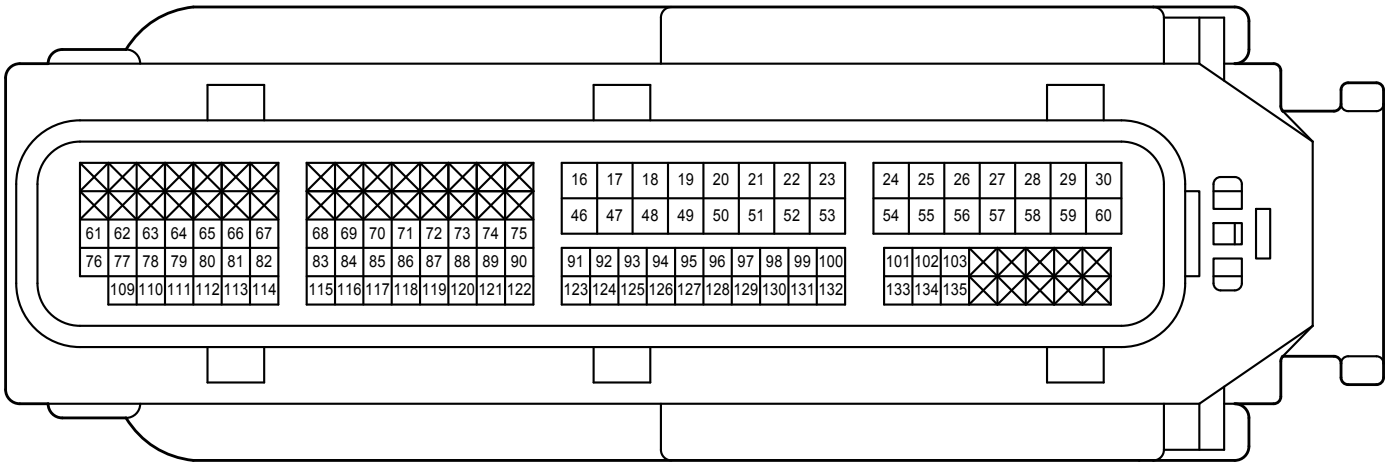

E 47
Black

E 72
Black



G 2
White



I 3
Gray

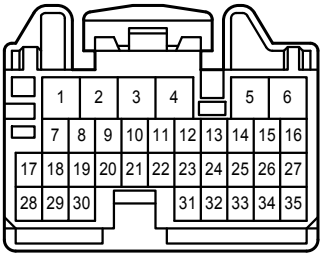

I 4
Gray

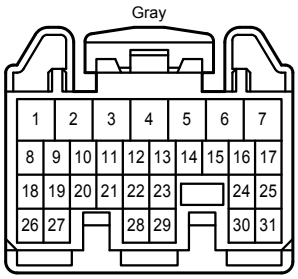

I 18
Black

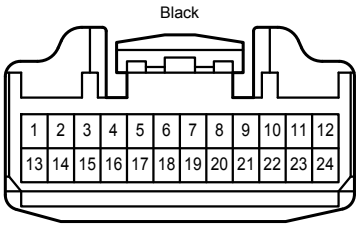

I 39
White

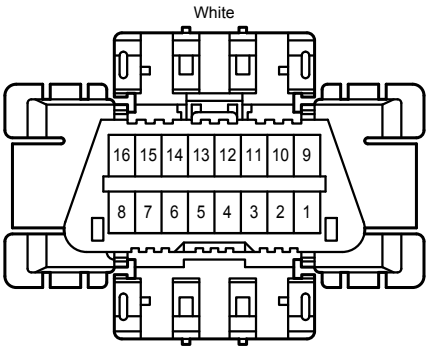

I 47
Yellow

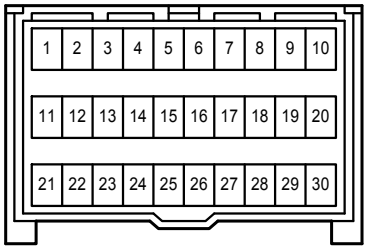

I 48
Gray

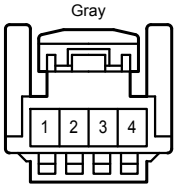

I 49
Black

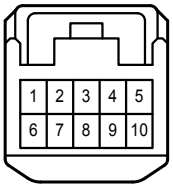

I 56
Black

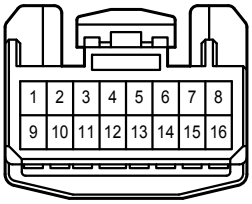

I 57
Black

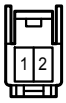

I 67
White

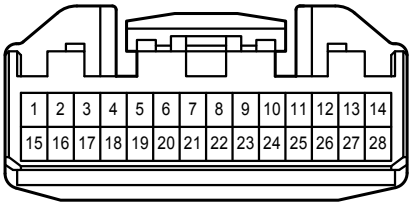

I 74
White

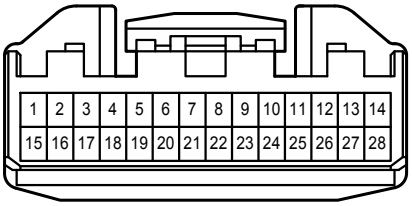

I 77
White

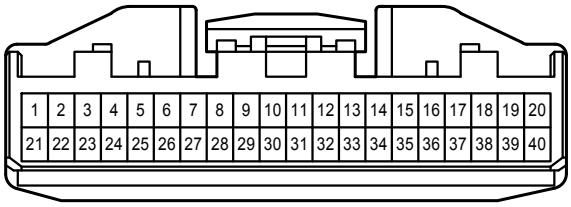

I 92
Gray

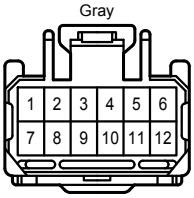

I 93
White

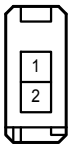

I 94
White

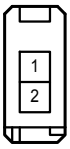

I 96
White

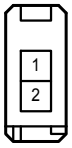

I100
White

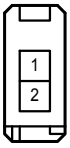

I101
White

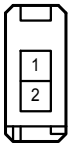

I102
White

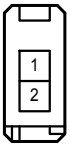

I104
White

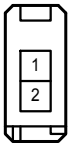

I107
White

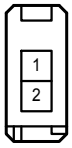

I109
White

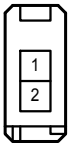

I110
White

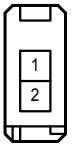

I124
White

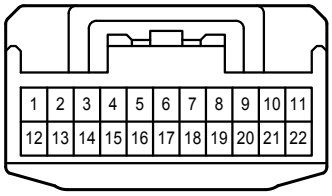

I125
Gray

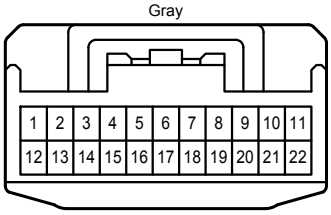

I155
White

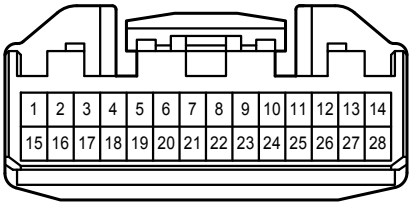

N 18
White

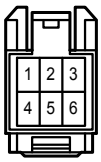

N 40
White

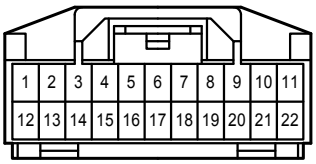

O 9
White



O 26
Black

O 29

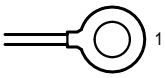

Q 1
White

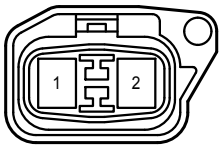

Q 2
White

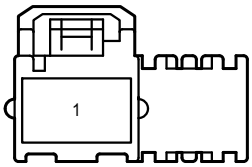

Q 3
Orange

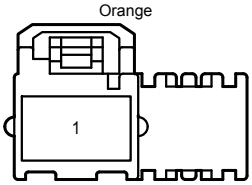

j 3
White



n 1
White

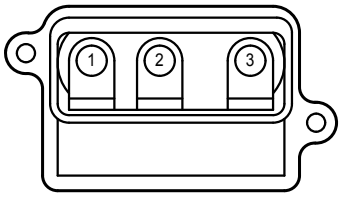

n 2
White



o 1
White

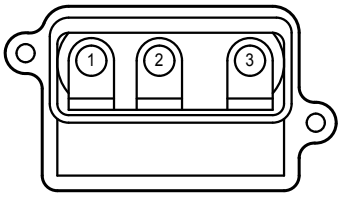

o 2
White



q 1

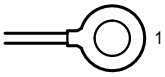

q 2

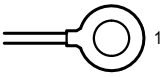

r 1
Black

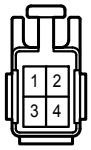

r 2
White

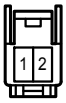

z 7
Orange

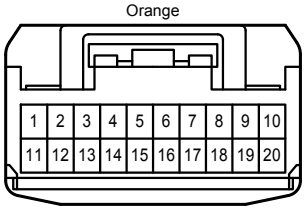

z 8
Black



z 9
White

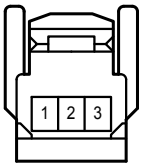

1C
White

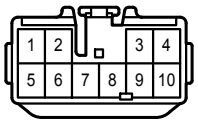

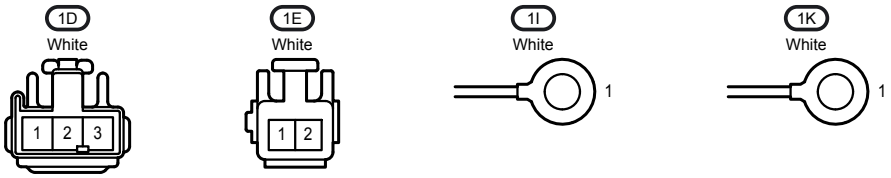
1D
White
1 2 3
1E
White
1 2
1I
White
1
1K
White
1

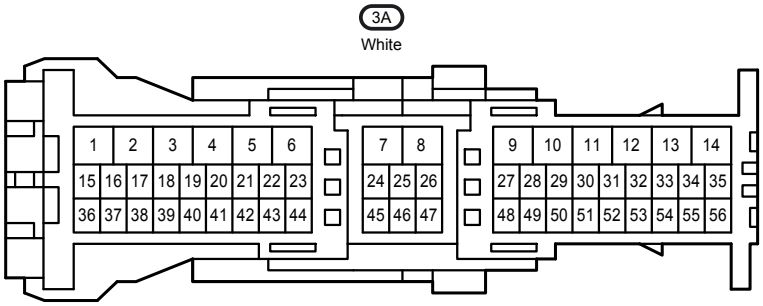
3A
White
1 2 3 4 5 6 7 8 9 10 11 12 13 14
15 16 17 18 19 20 21 22 23 24 25 26 27 28 29 30 31 32 33 34 35
36 37 38 39 40 41 42 43 44 45 46 47 48 49 50 51 52 53 54 55 56

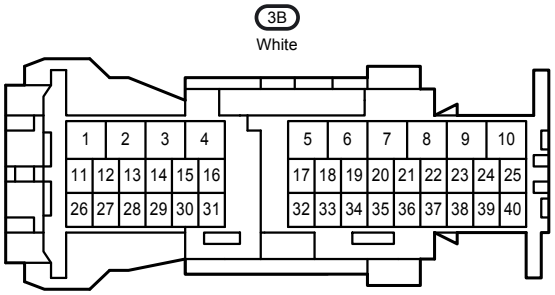
3B
White
1 2 3 4 5 6 7 8 9 10
11 12 13 14 15 16 17 18 19 20 21 22 23 24 25
26 27 28 29 30 31 32 33 34 35 36 37 38 39 40

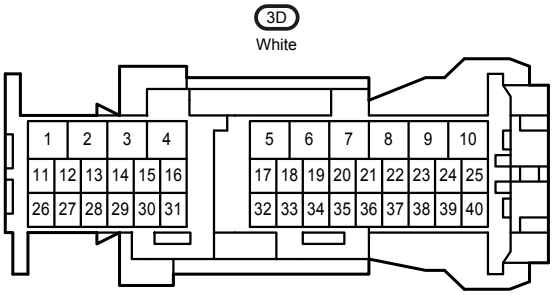
3D
White
1 2 3 4 5 6 7 8 9 10
11 12 13 14 15 16 17 18 19 20 21 22 23 24 25
26 27 28 29 30 31 32 33 34 35 36 37 38 39 40

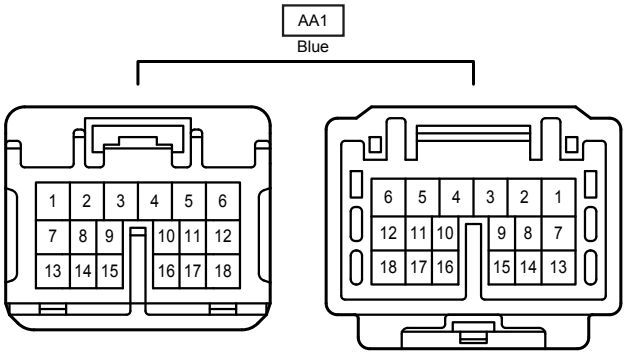
AA1
Blue
1 2 3 4 5 6
7 8 9 10 11 12
13 14 15 16 17 18
6 5 4 3 2 1
12 11 10 9 8 7
18 17 16 15 14 13

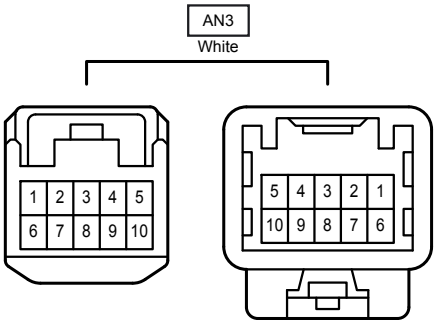
AN3
White
1 2 3 4 5
6 7 8 9 10
5 4 3 2 1
10 9 8 7 6

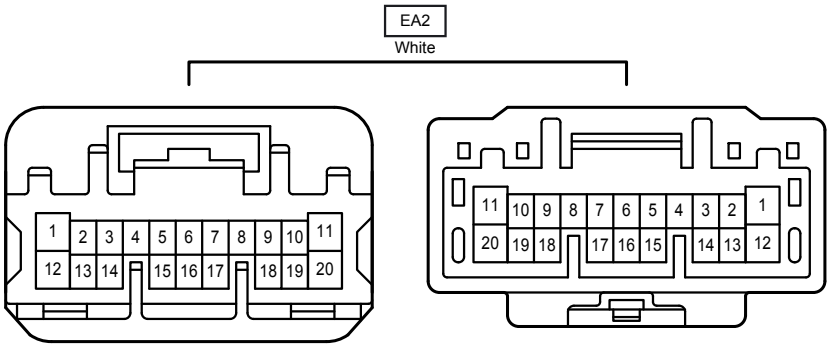
EA2
White
1 2 3 4 5 6 7 8 9 10 11
12 13 14 15 16 17 18 19 20
11 10 9 8 7 6 5 4 3 2 1
20 19 18 17 16 15 14 13 12

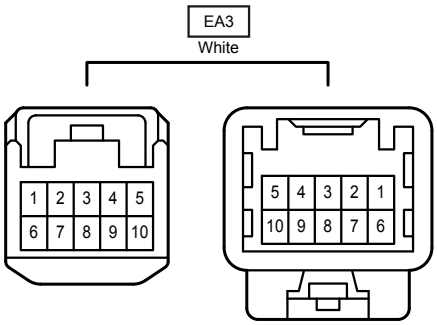
EA3
White
1 2 3 4 5
6 7 8 9 10
5 4 3 2 1
10 9 8 7 6

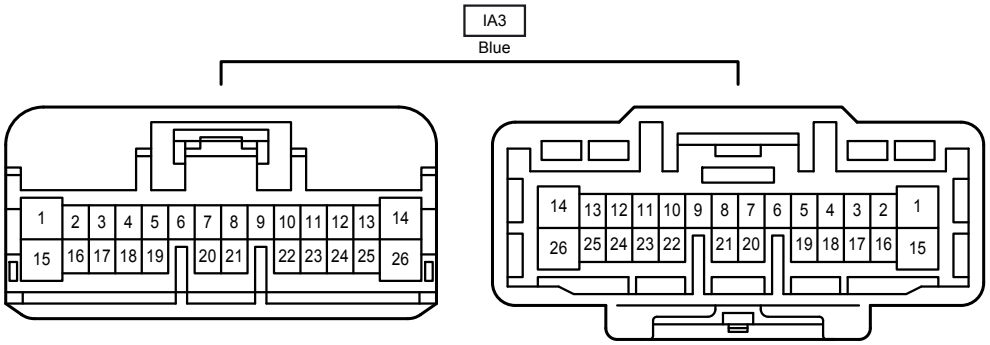
IA3
Blue
1 2 3 4 5 6 7 8 9 10 11 12 13 14
15 16 17 18 19 20 21 22 23 24 25 26
14 13 12 11 10 9 8 7 6 5 4 3 2 1
26 25 24 23 22 21 20 19 18 17 16 15

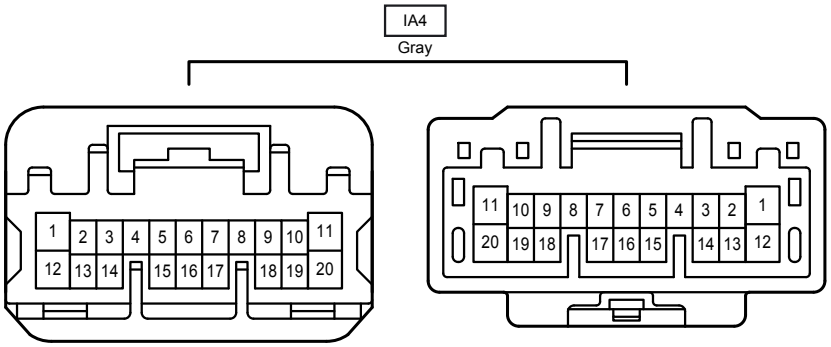
IA4
Gray
1 2 3 4 5 6 7 8 9 10 11
12 13 14 15 16 17 18 19 20
11 10 9 8 7 6 5 4 3 2 1
20 19 18 17 16 15 14 13 12

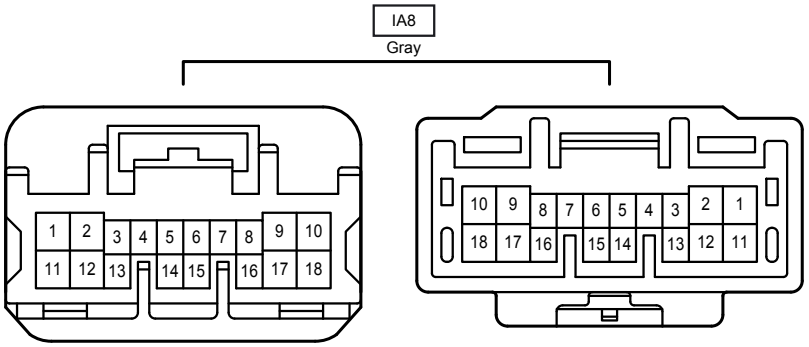
IA8
Gray
1 2 3 4 5 6 7 8 9 10
11 12 13 14 15 16 17 18
10 9 8 7 6 5 4 3 2 1
18 17 16 15 14 13 12 11

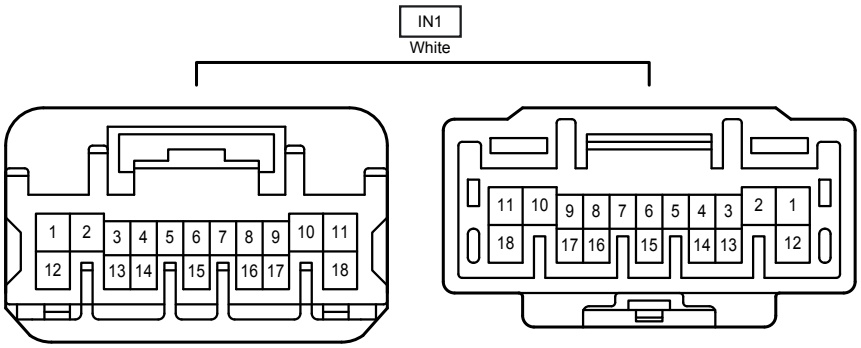
IN1
White
1 2 3 4 5 6 7 8 9 10 11
12 13 14 15 16 17 18
11 10 9 8 7 6 5 4 3 2 1
18 17 16 15 14 13 12

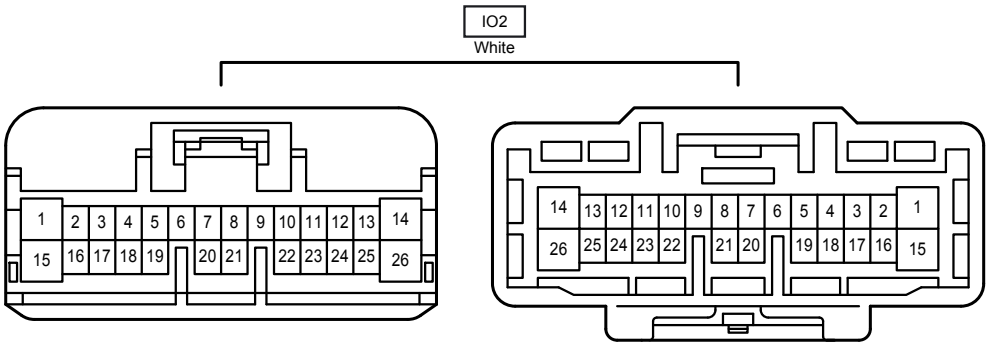
IO2
White
1 2 3 4 5 6 7 8 9 10 11 12 13 14
15 16 17 18 19 20 21 22 23 24 25 26
14 13 12 11 10 9 8 7 6 5 4 3 2 1
26 25 24 23 22 21 20 19 18 17 16 15

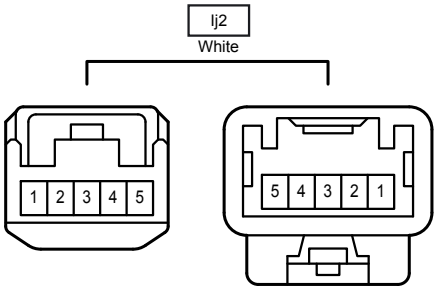
Ij2
White
1 2 3 4 5
5 4 3 2 1

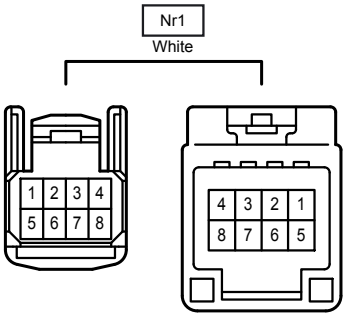
Nr1
White
1 2 3 4
5 6 7 8
4 3 2 1
8 7 6 5

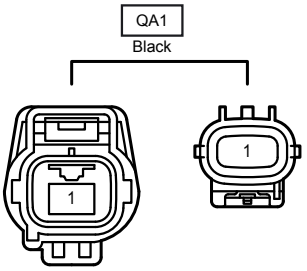
QA1
Black
1
1

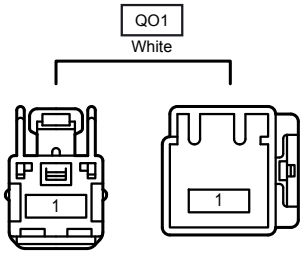
QO1
White
1
1

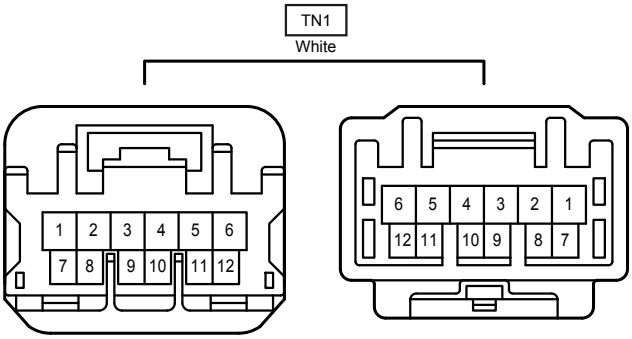
TN1
White
1 2 3 4 5 6
7 8 9 10 11 12
6 5 4 3 2 1
12 11 10 9 8 7