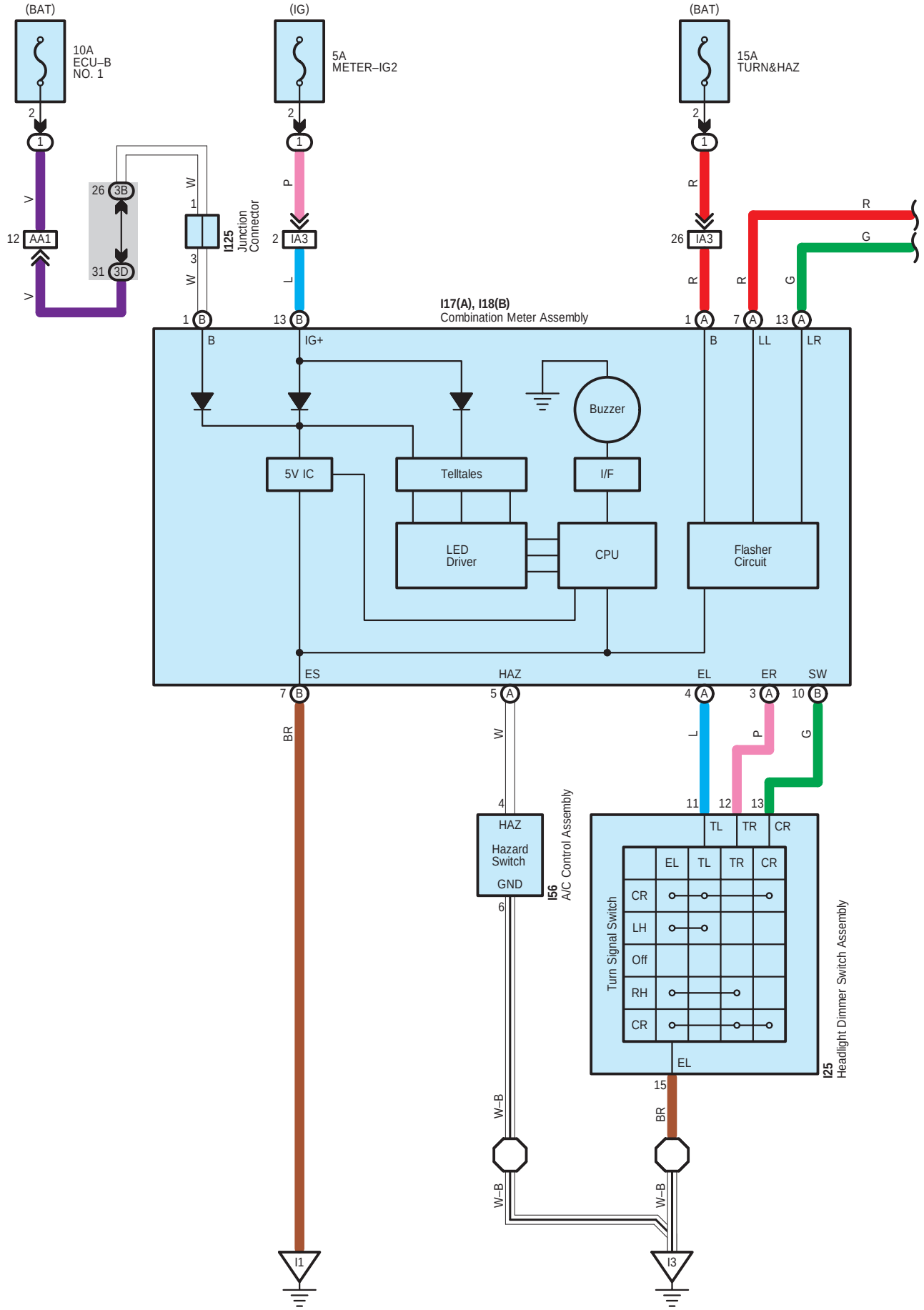
(BAT)
10A
ECU–B
NO. 1
(IG)
5A
METER–IG2
(BAT)
15A
TURN&HAZ
AA1
3B
3D
I125
Junction
Connector
IA3
IA3
I17(A), I18(B)
Combination Meter Assembly
B
IG+
B
LL
LR
Buzzer
5V IC
Telltales
I/F
LED
Driver
CPU
Flasher
Circuit
ES
HAZ
EL
ER
SW
HAZ
Hazard
Switch
GND
I56
A/C Control Assembly
TL
TR
CR
EL
TL
TR
CR
CR
LH
Off
RH
CR
Turn Signal Switch
I25
Headlight Dimmer Switch Assembly
EL
I1
I3

∗ 1 : w/ Outer Rear View Mirror Side Turn Signal Light

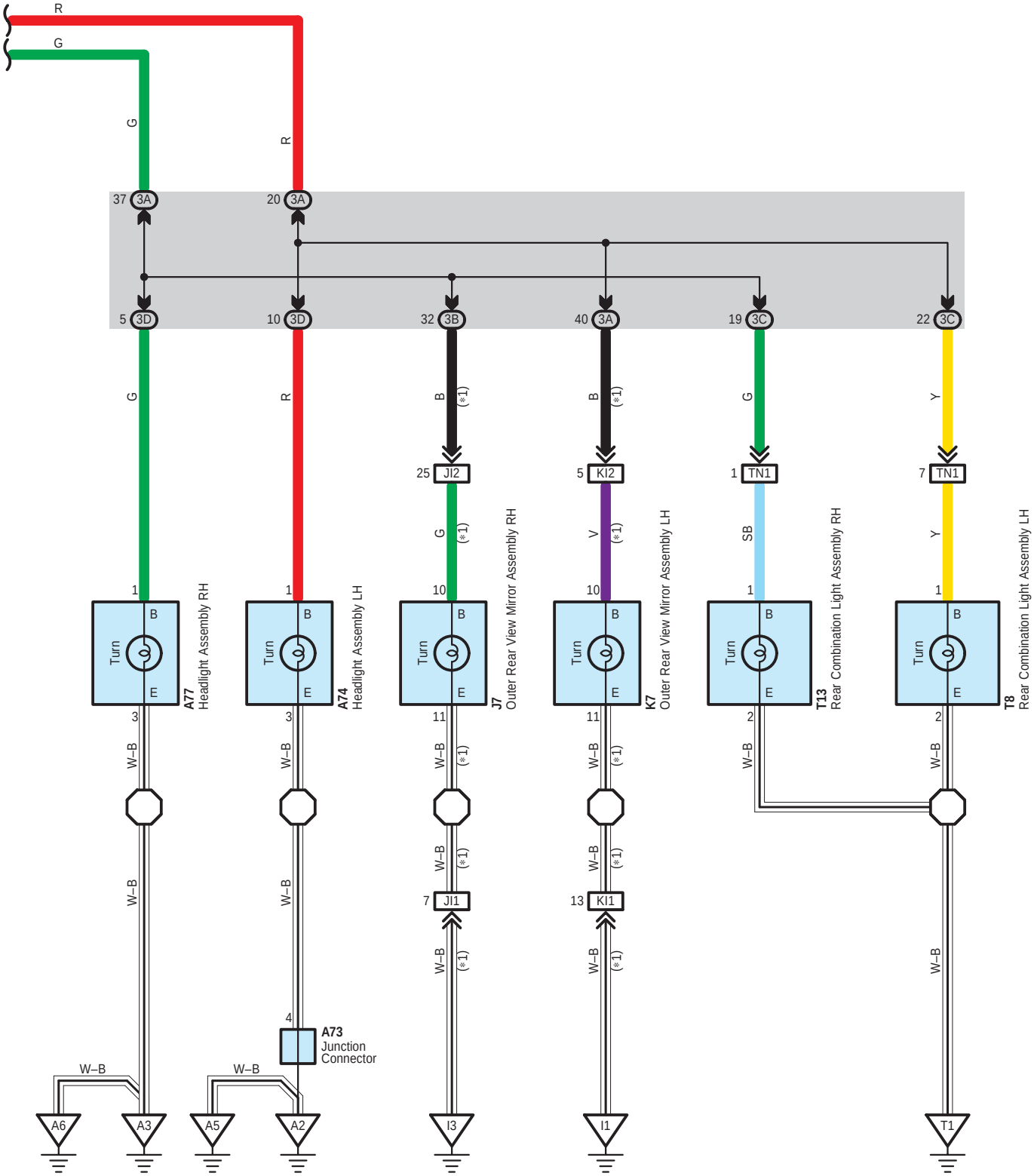

A 73
Gray

A 74
Gray

(Front Turn Signal and Parking Light)

A 77
Gray

(Front Turn Signal and Parking Light)

I 17
Black

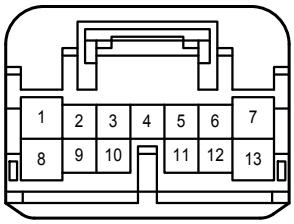

I 18
Black

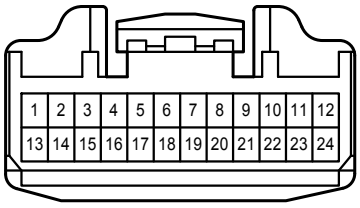

I 25
Black

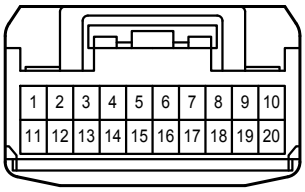

I 56
Black

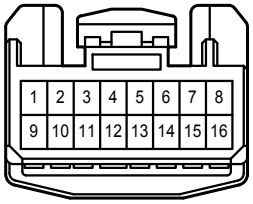

I125
Gray

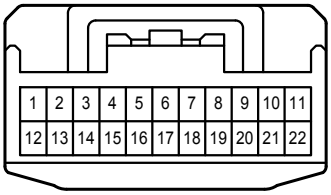

J 7
White

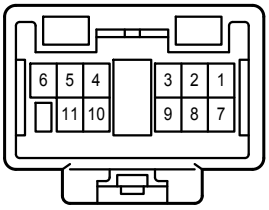

K 7
White

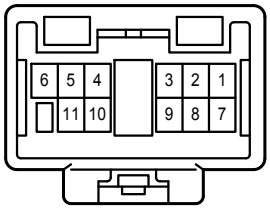

T 8
Gray

T 13
Gray

3A
White

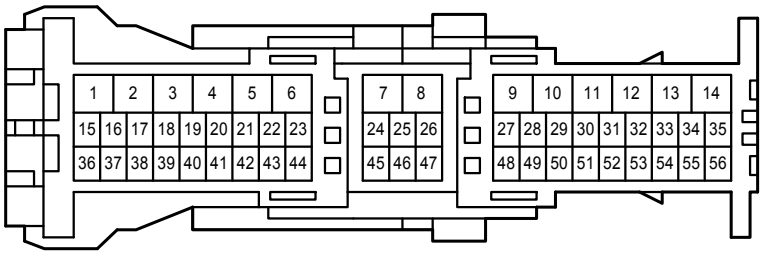

3B
White

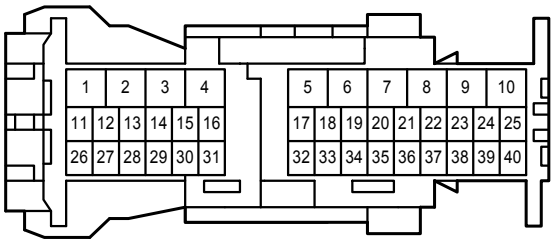

3C
White

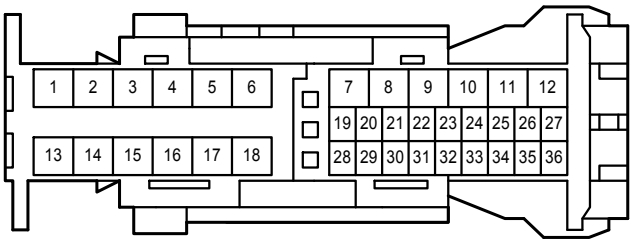

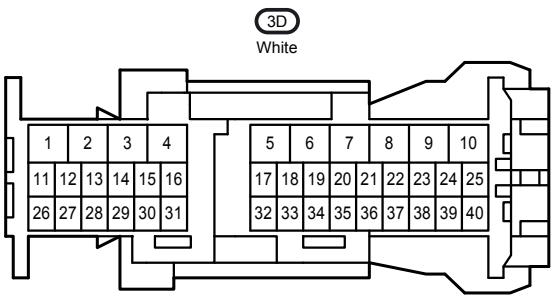
3D
White
1 2 3 4 5 6 7 8 9 10
11 12 13 14 15 16 17 18 19 20 21 22 23 24 25
26 27 28 29 30 31 32 33 34 35 36 37 38 39 40

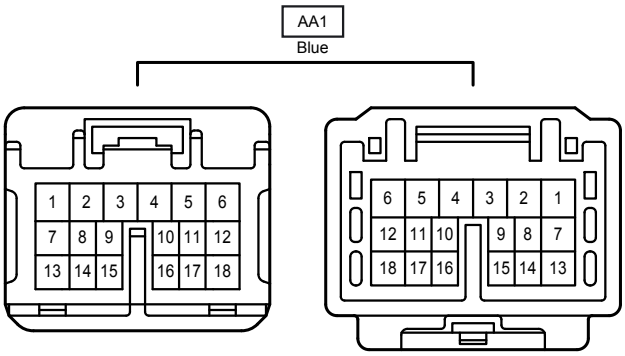
AA1
Blue
1 2 3 4 5 6
7 8 9 10 11 12
13 14 15 16 17 18
6 5 4 3 2 1
12 11 10 9 8 7
18 17 16 15 14 13

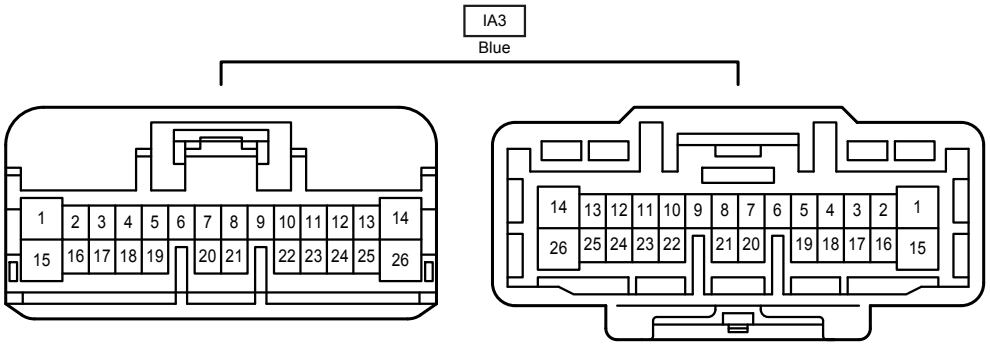
IA3
Blue
1 2 3 4 5 6 7 8 9 10 11 12 13 14
15 16 17 18 19 20 21 22 23 24 25 26
14 13 12 11 10 9 8 7 6 5 4 3 2 1
26 25 24 23 22 21 20 19 18 17 16 15

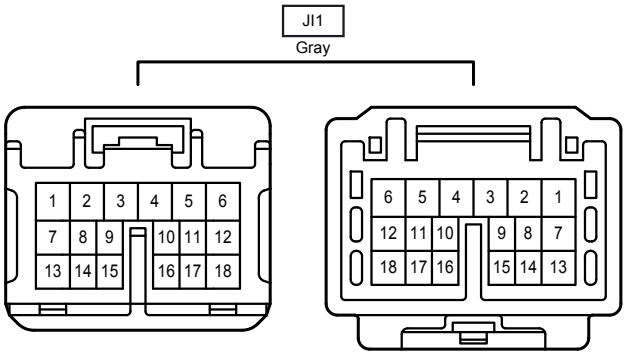
JI1
Gray
1 2 3 4 5 6
7 8 9 10 11 12
13 14 15 16 17 18
6 5 4 3 2 1
12 11 10 9 8 7
18 17 16 15 14 13

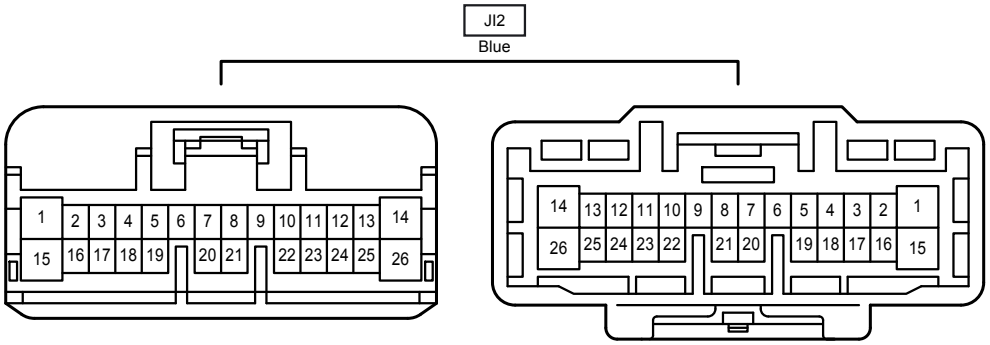
JI2
Blue
1 2 3 4 5 6 7 8 9 10 11 12 13 14
15 16 17 18 19 20 21 22 23 24 25 26
14 13 12 11 10 9 8 7 6 5 4 3 2 1
26 25 24 23 22 21 20 19 18 17 16 15

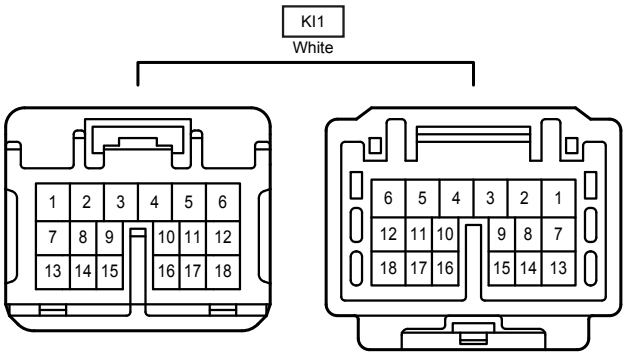
KI1
White
1 2 3 4 5 6
7 8 9 10 11 12
13 14 15 16 17 18
6 5 4 3 2 1
12 11 10 9 8 7
18 17 16 15 14 13

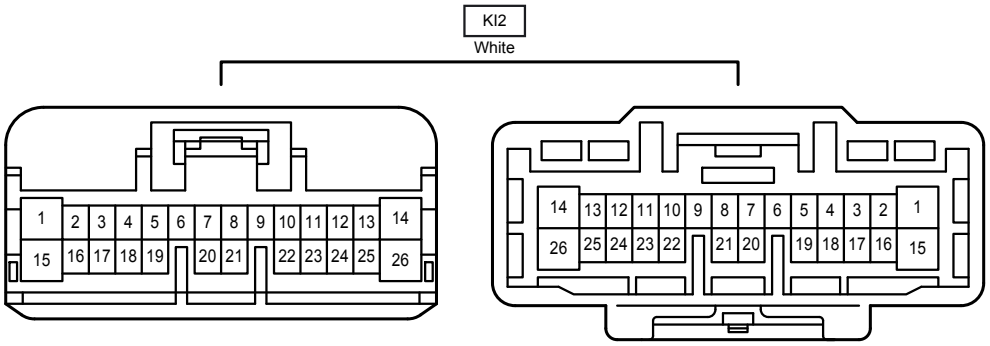
KI2
White
1 2 3 4 5 6 7 8 9 10 11 12 13 14
15 16 17 18 19 20 21 22 23 24 25 26
14 13 12 11 10 9 8 7 6 5 4 3 2 1
26 25 24 23 22 21 20 19 18 17 16 15

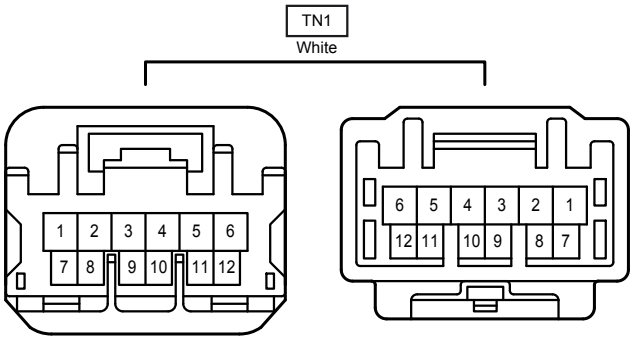
TN1
White
1 2 3 4 5 6
7 8 9 10 11 12
6 5 4 3 2 1
12 11 10 9 8 7