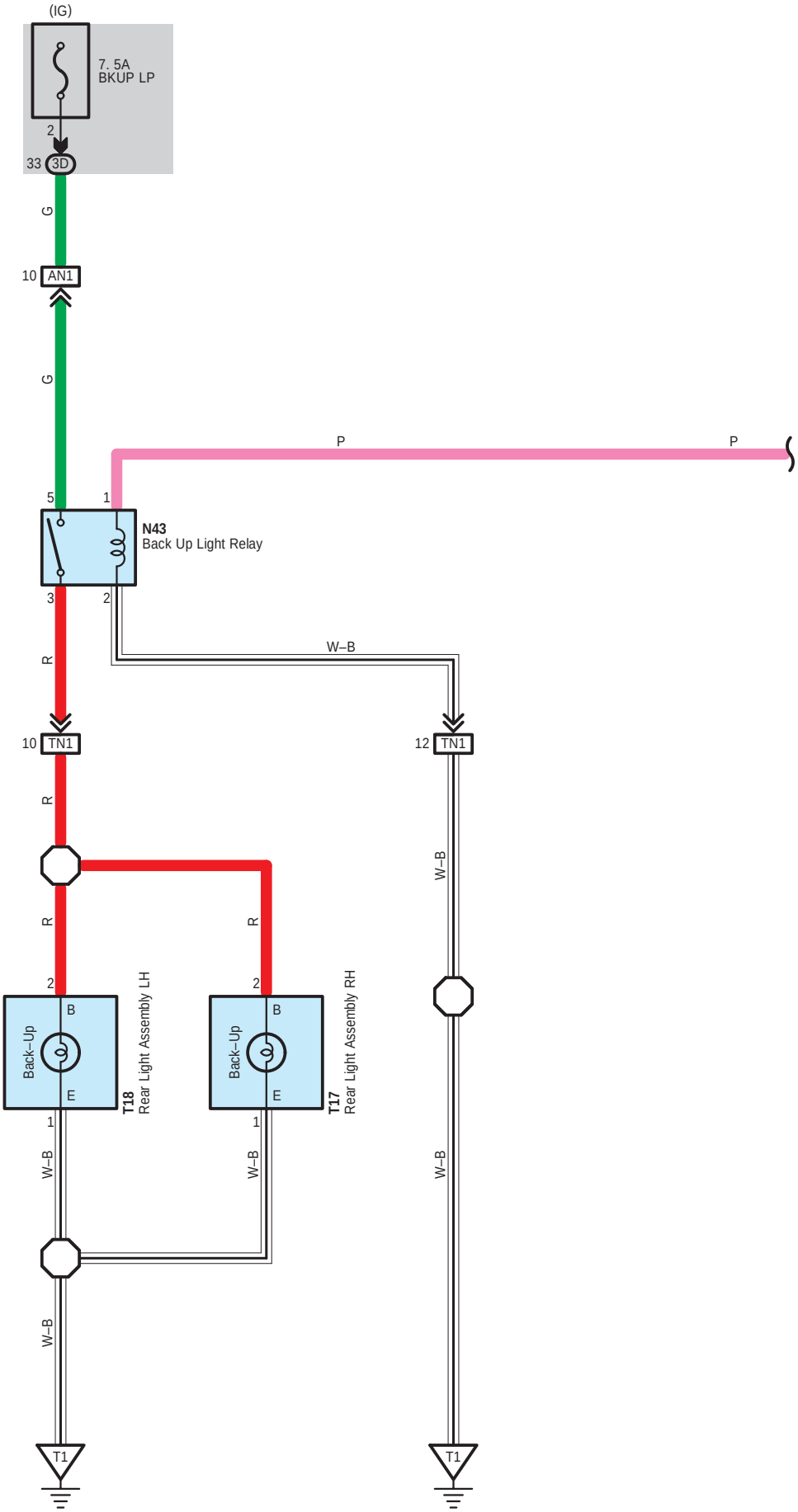
(IG)
7. 5A
BKUP LP
2
33 3D
G
10 AN1
G
P
P
5
1
N43
Back Up Light Relay
3
2
W–B
R
10 TN1
12 TN1
R
W–B
R
R
2
2
B
Back–Up
E
T18
Rear Light Assembly LH
B
Back–Up
E
T17
Rear Light Assembly RH
1
1
W–B
W–B
W–B
W–B
T1
T1

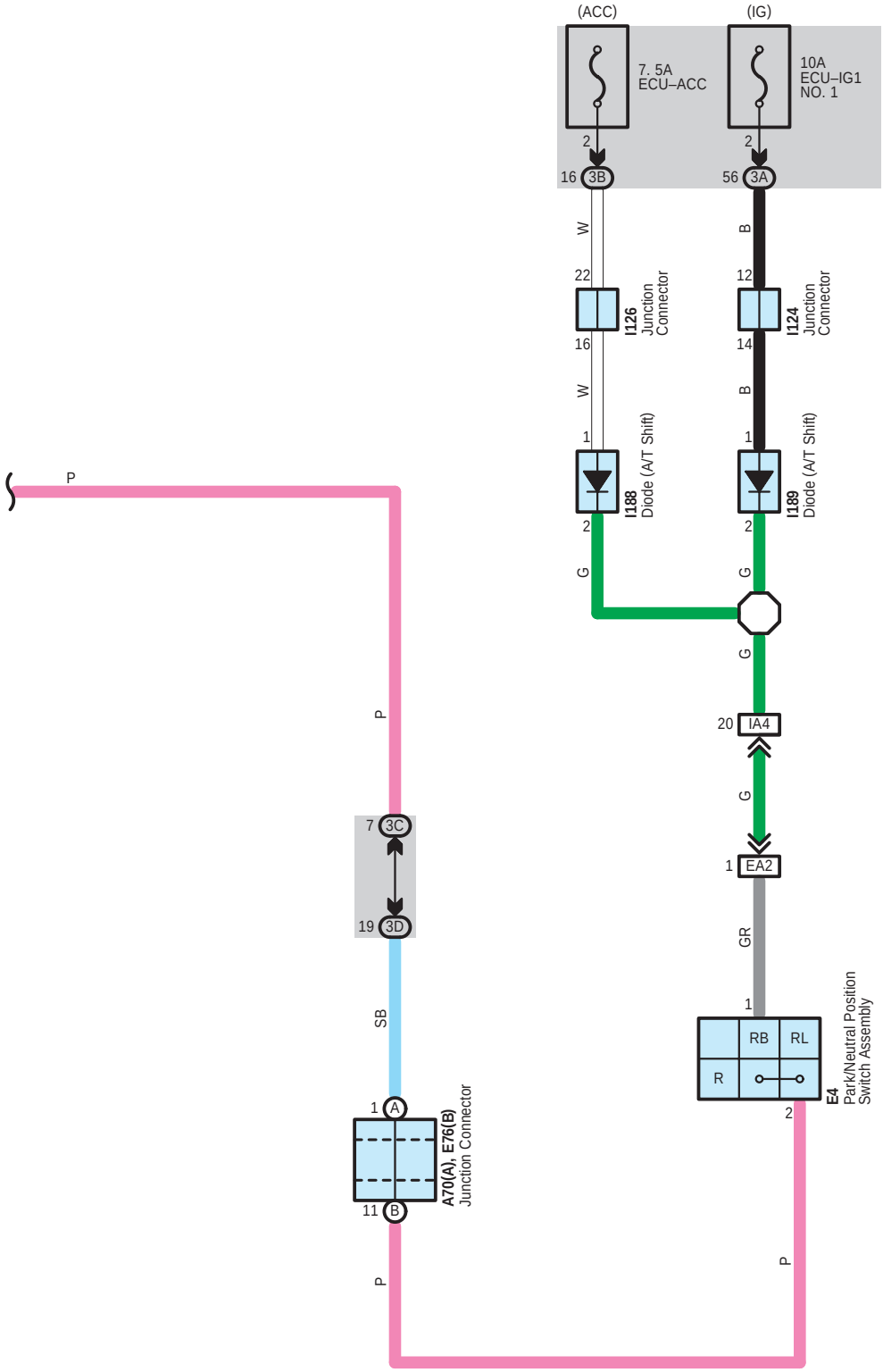
(ACC)
(IG)
7. 5A
ECU–ACC
10A
ECU–IG1
NO. 1
2
16 3B
56 3A
W
B
22
12
I126
Junction
Connector
I124
Junction
Connector
16
14
W
B
1
1
I188
Diode (A/T Shift)
I189
Diode (A/T Shift)
2
2
G
G
G
P
20 IA4
G
7 3C
1 EA2
19 3D
GR
SB
1
RB
RL
R
E4
Park/Neutral Position
Switch Assembly
1 A
A70(A), E76(B)
Junction Connector
2
11 B
P
P
P

A 70
White

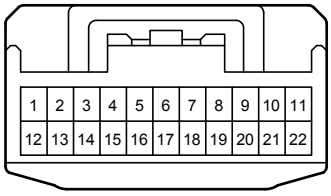


E 4
Gray

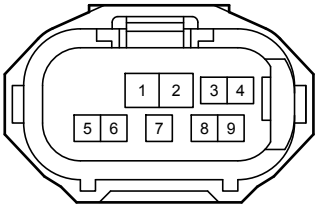


E 76
White

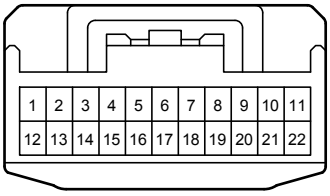


I124
White

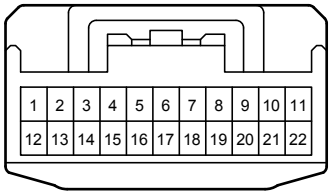


I126
White

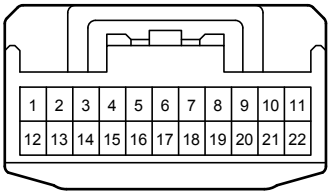


I188
Gray

I189
Gray

N 43
Black

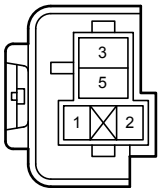


T 17
White

T 18
White

3A
White

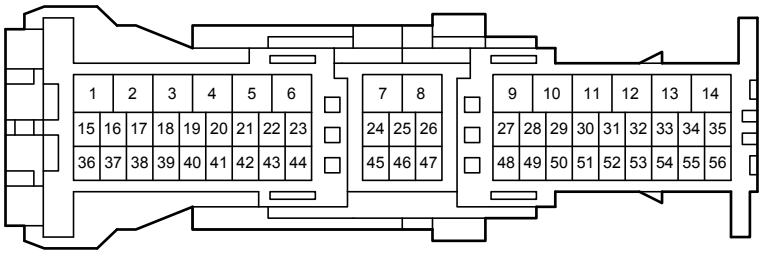


3B
White

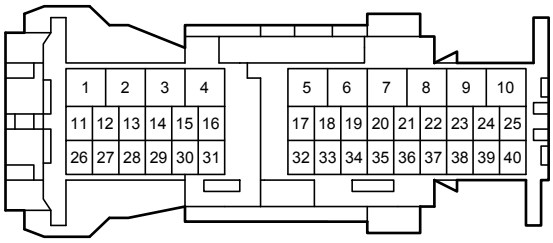


3C
White

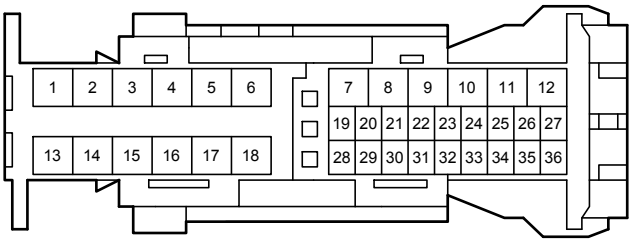


3D
White

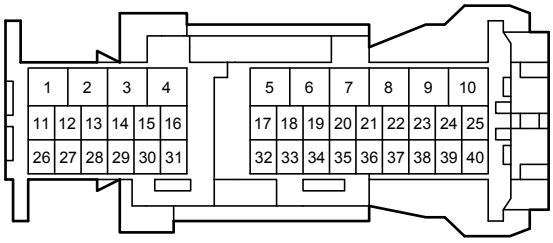

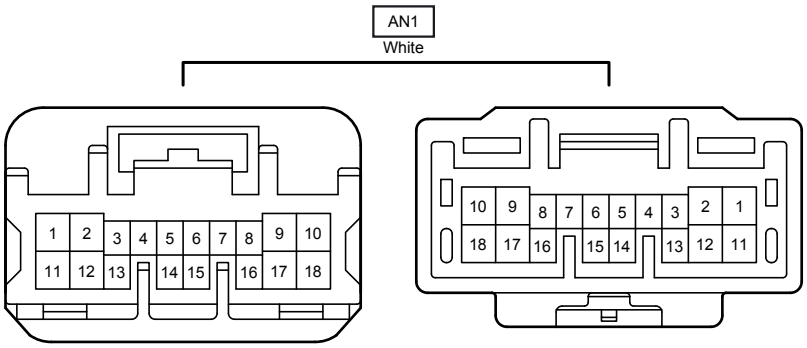
AN1
White
1 2 3 4 5 6 7 8 9 10
11 12 13 14 15 16 17 18
10 9 8 7 6 5 4 3 2 1
18 17 16 15 14 13 12 11

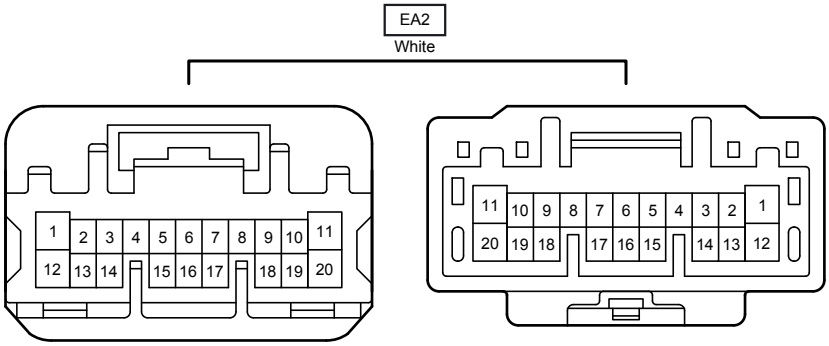
EA2
White
1 2 3 4 5 6 7 8 9 10 11
12 13 14 15 16 17 18 19 20
11 10 9 8 7 6 5 4 3 2 1
20 19 18 17 16 15 14 13 12

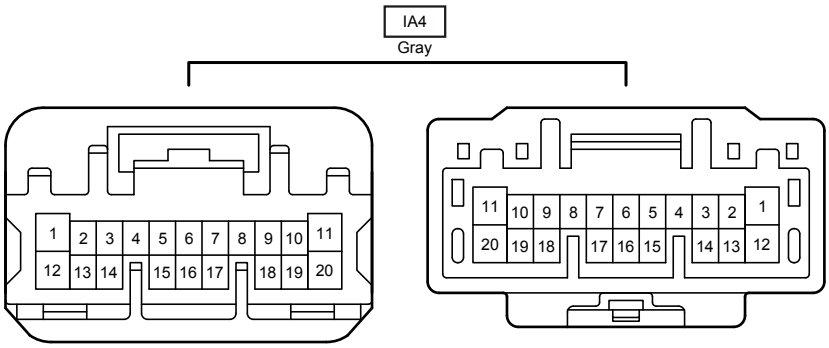
IA4
Gray
1 2 3 4 5 6 7 8 9 10 11
12 13 14 15 16 17 18 19 20
11 10 9 8 7 6 5 4 3 2 1
20 19 18 17 16 15 14 13 12

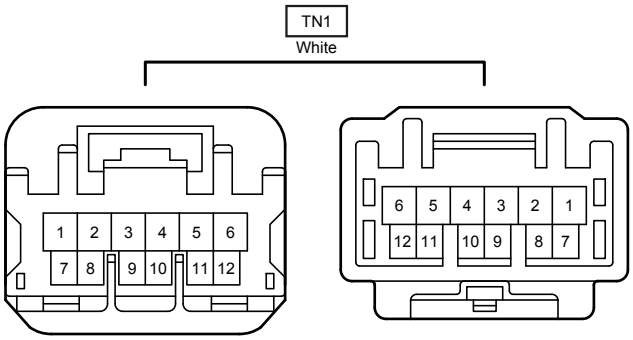
TN1
White
1 2 3 4 5 6
7 8 9 10 11 12
6 5 4 3 2 1
12 11 10 9 8 7