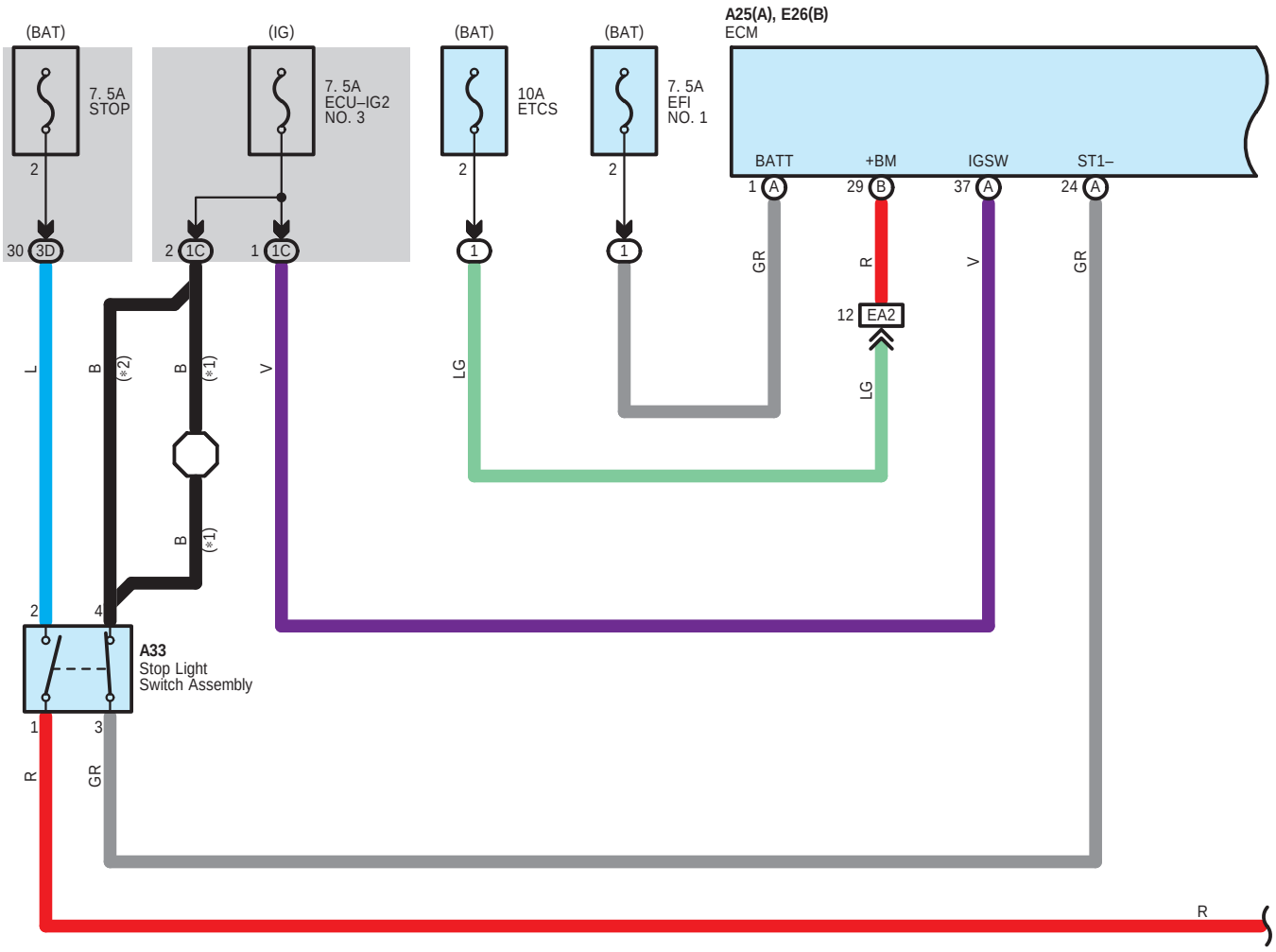

＊1 : w/ Smart Key System
＊2 : w/o Smart Key System

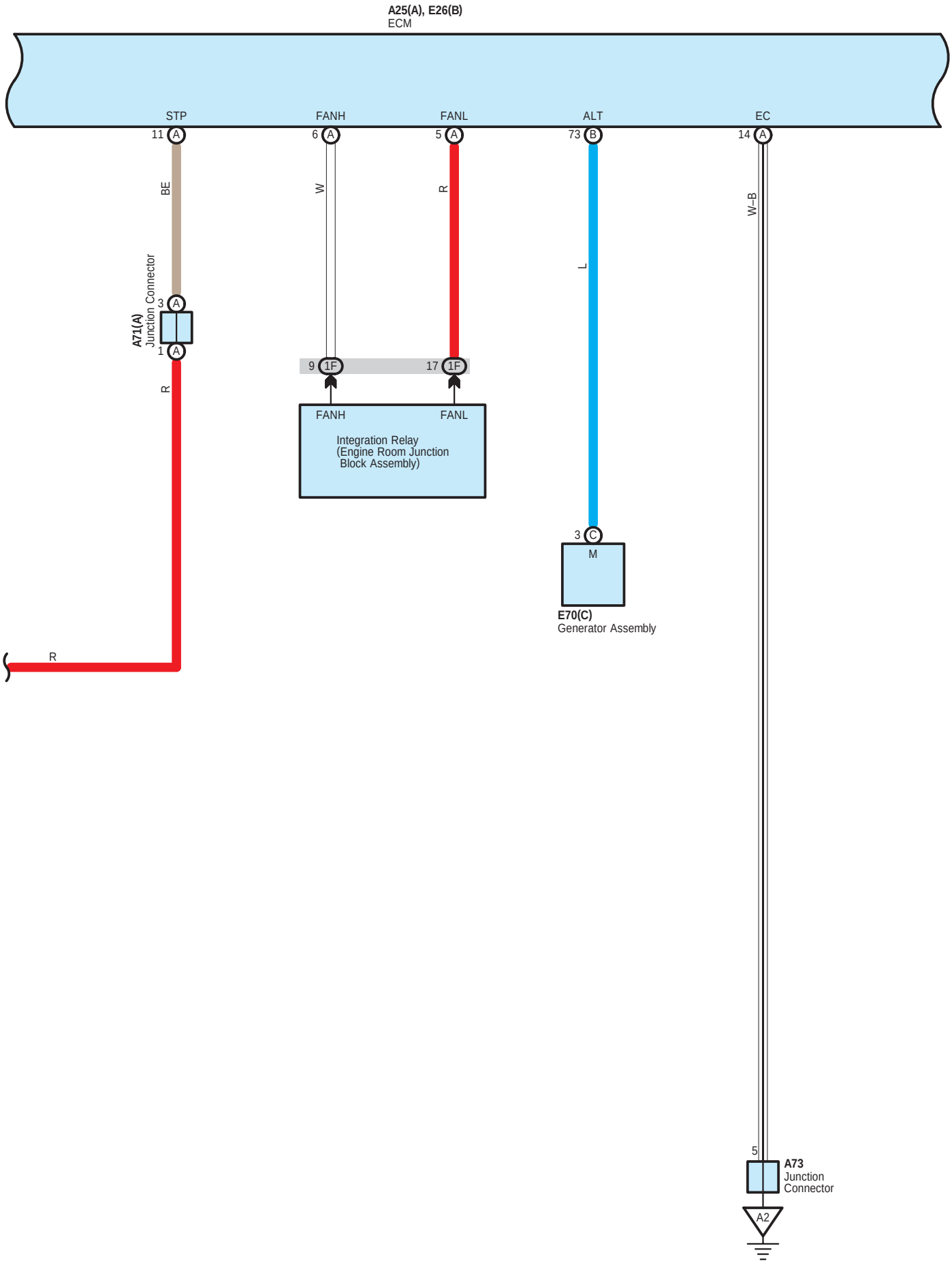
A25(A), E26(B)
ECM
STP
FANH
FANL
ALT
EC
11 A
6 A
5 A
73 B
14 A
BE
W
R
L
W–B
A71(A)
Junction Connector
3 A
1 A
R
9 1F
17 1F
FANH
FANL
Integration Relay
(Engine Room Junction
Block Assembly)
3 C
M
E70(C)
Generator Assembly
R
5
A73
Junction
Connector
A2

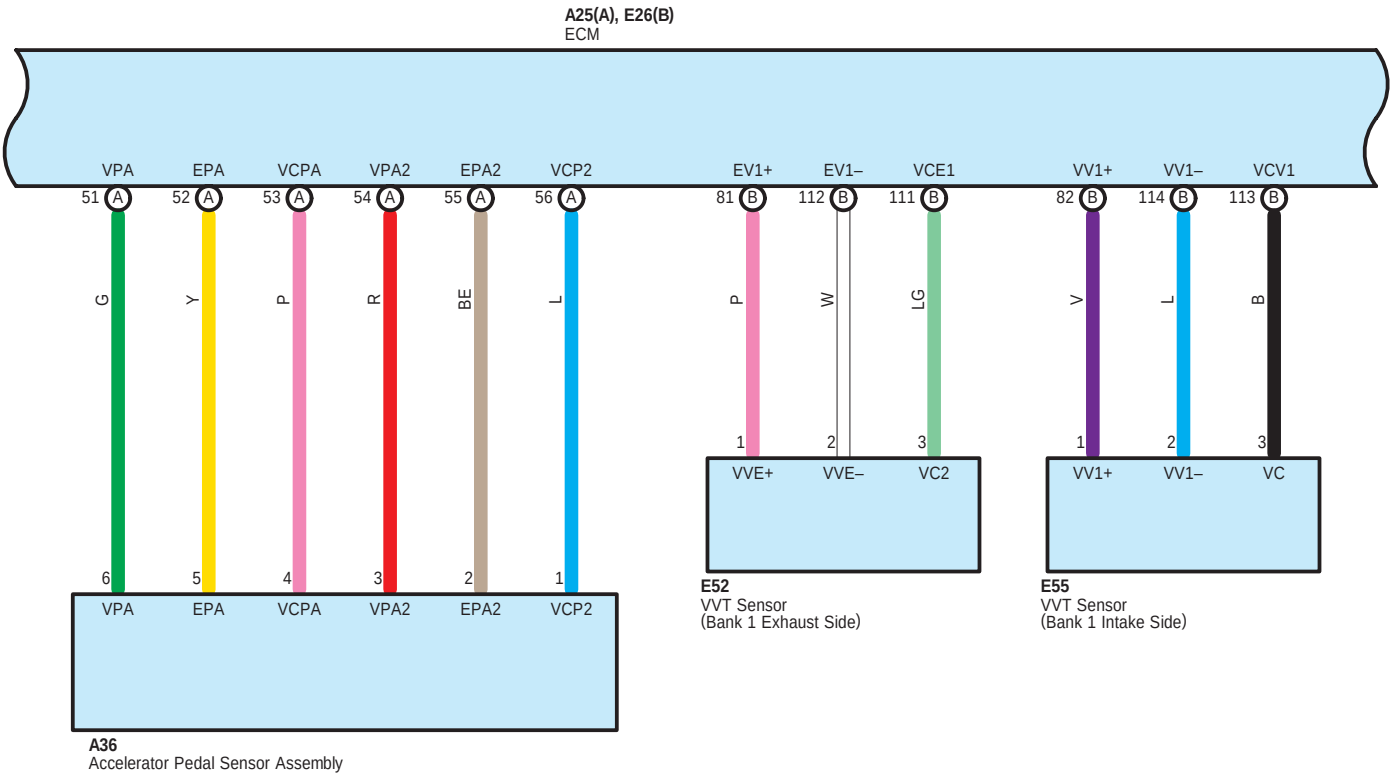
A25(A), E26(B)
ECM
VPA
EPA
VCPA
VPA2
EPA2
VCP2
EV1+
EV1–
VCE1
VV1+
VV1–
VCV1
51 A
52 A
53 A
54 A
55 A
56 A
81 B
112 B
111 B
82 B
114 B
113 B
G
Y
P
R
BE
L
P
W
LG
V
L
B
1
2
3
1
2
3
VVE+
VVE–
VC2
VV1+
VV1–
VC
6
5
4
3
2
1
VPA
EPA
VCPA
VPA2
EPA2
VCP2
E52
VVT Sensor
(Bank 1 Exhaust Side)
E55
VVT Sensor
(Bank 1 Intake Side)
A36
Accelerator Pedal Sensor Assembly

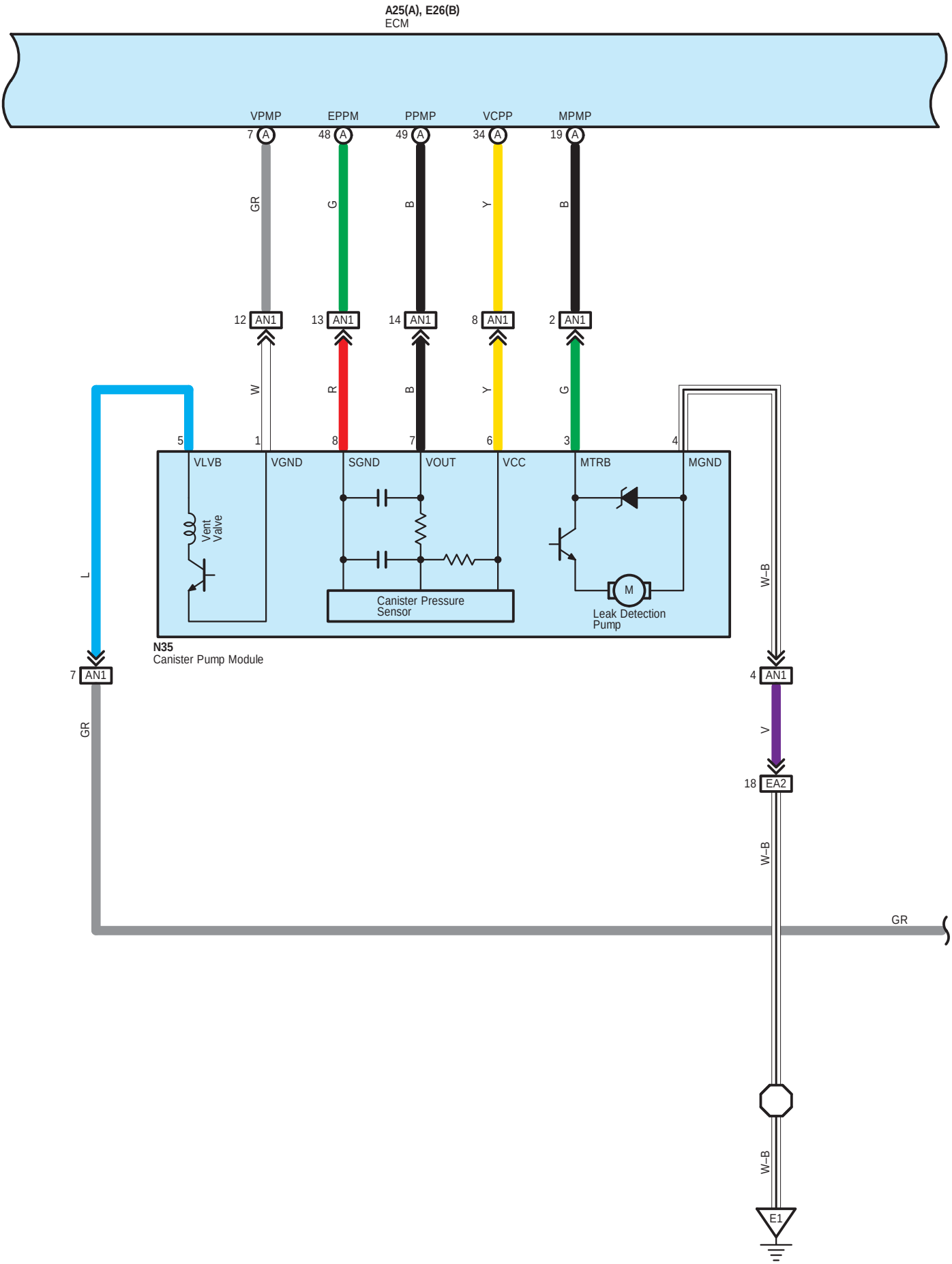
A25(A), E26(B)
ECM
VPMP
EPPM
PPMP
VCPP
MPMP
7 A
48 A
49 A
34 A
19 A
GR
G
B
Y
B
12 AN1
13 AN1
14 AN1
8 AN1
2 AN1
W
R
B
Y
G
5
1
8
7
6
3
4
VLVB
VGND
SGND
VOUT
VCC
MTRB
MGND
Vent Valve
Canister Pressure Sensor
M
Leak Detection Pump
N35
Canister Pump Module
L
W–B
7 AN1
4 AN1
GR
V
18 EA2
W–B
GR
W–B
E1

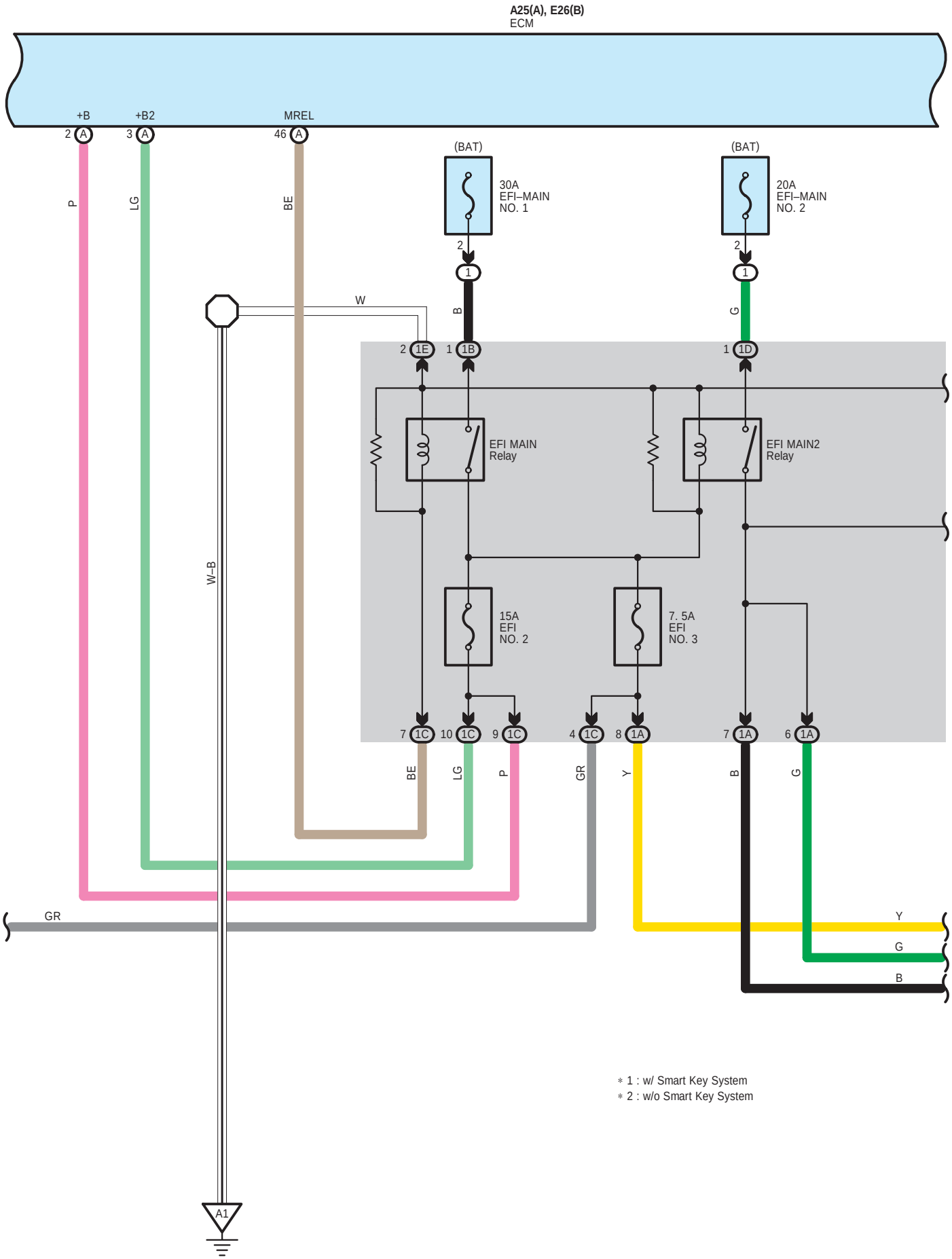

∗ 1 : w/ Smart Key System
∗ 2 : w/o Smart Key System

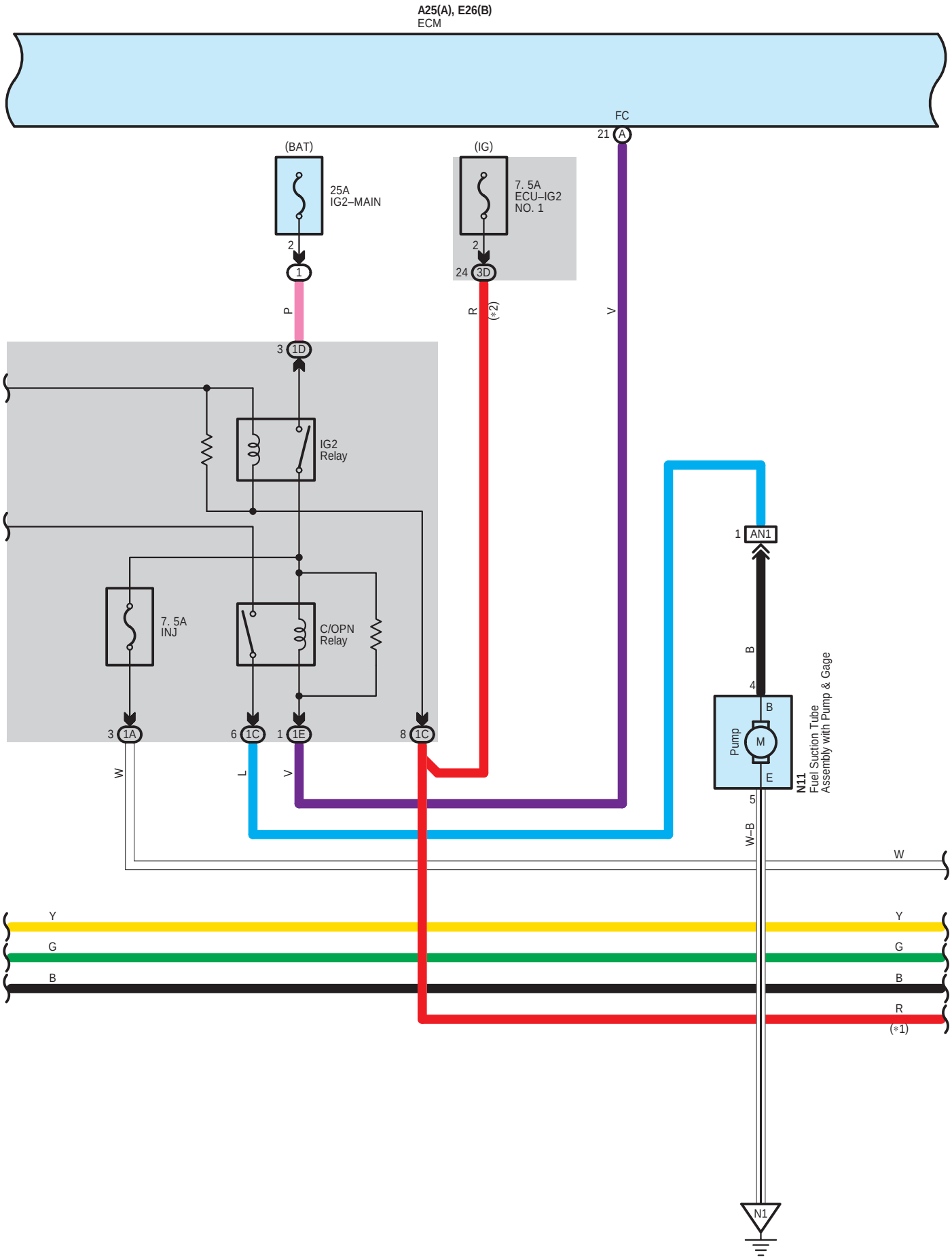
A25(A), E26(B)
ECM
FC
21 A
(BAT)
25A
IG2–MAIN
2
1
P
3 1D
(IG)
7. 5A
ECU–IG2
NO. 1
2
24 3D
R
(*2)
V
IG2
Relay
7. 5A
INJ
C/OPN
Relay
3 1A
6 1C
1 1E
8 1C
W
L
V
1 AN1
B
4
B
Pump
M
E
N11
Fuel Suction Tube
Assembly with Pump & Gage
5
W–B
W
Y
G
B
R
(*1)
N1

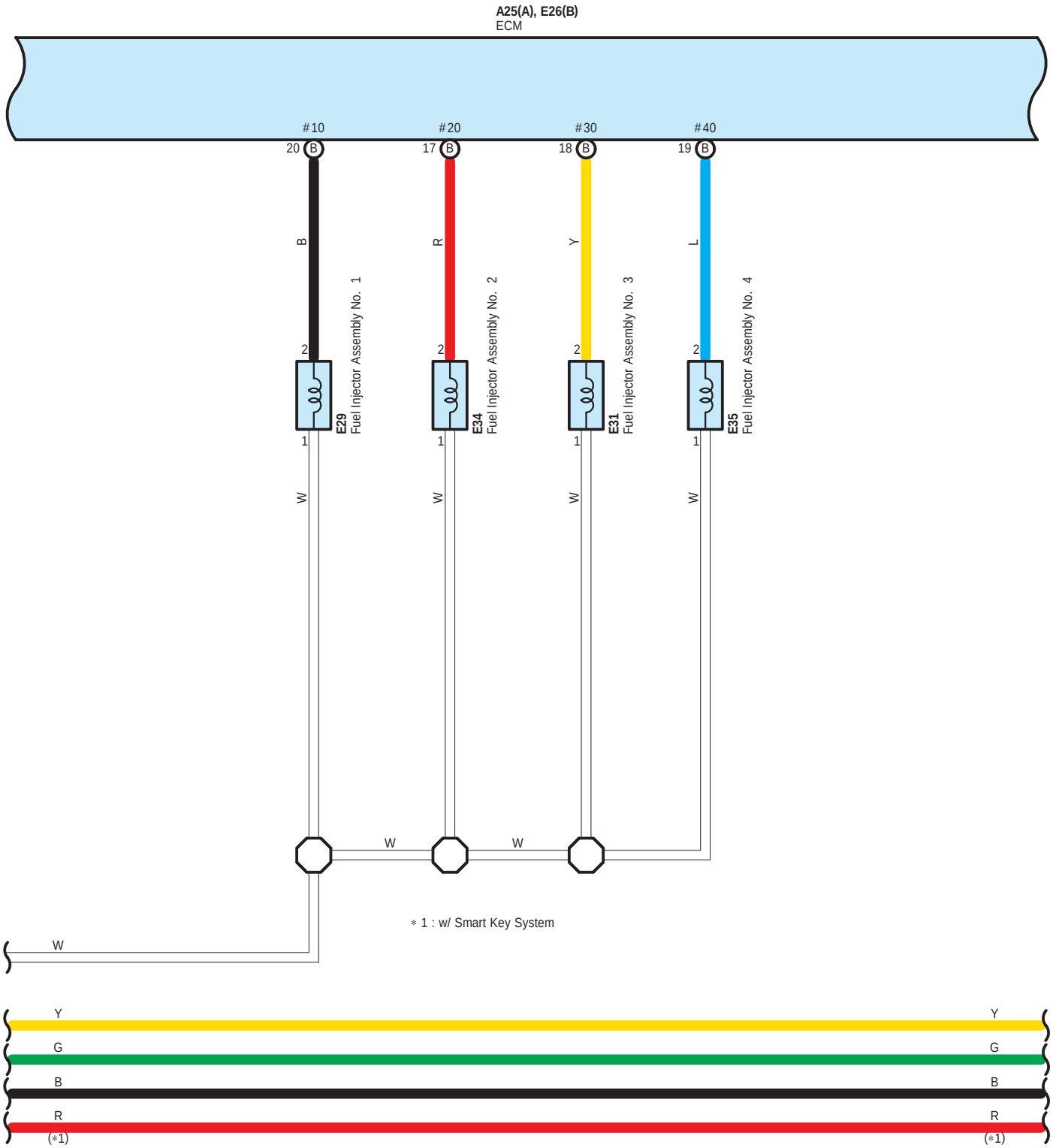
A25(A), E26(B)
ECM
#10
#20
#30
#40
20 B
17 B
18 B
19 B
B
R
Y
L
2
1
E29
Fuel Injector Assembly No. 1
E34
Fuel Injector Assembly No. 2
E31
Fuel Injector Assembly No. 3
E35
Fuel Injector Assembly No. 4
W
∗ 1 : w/ Smart Key System
G
(∗1)

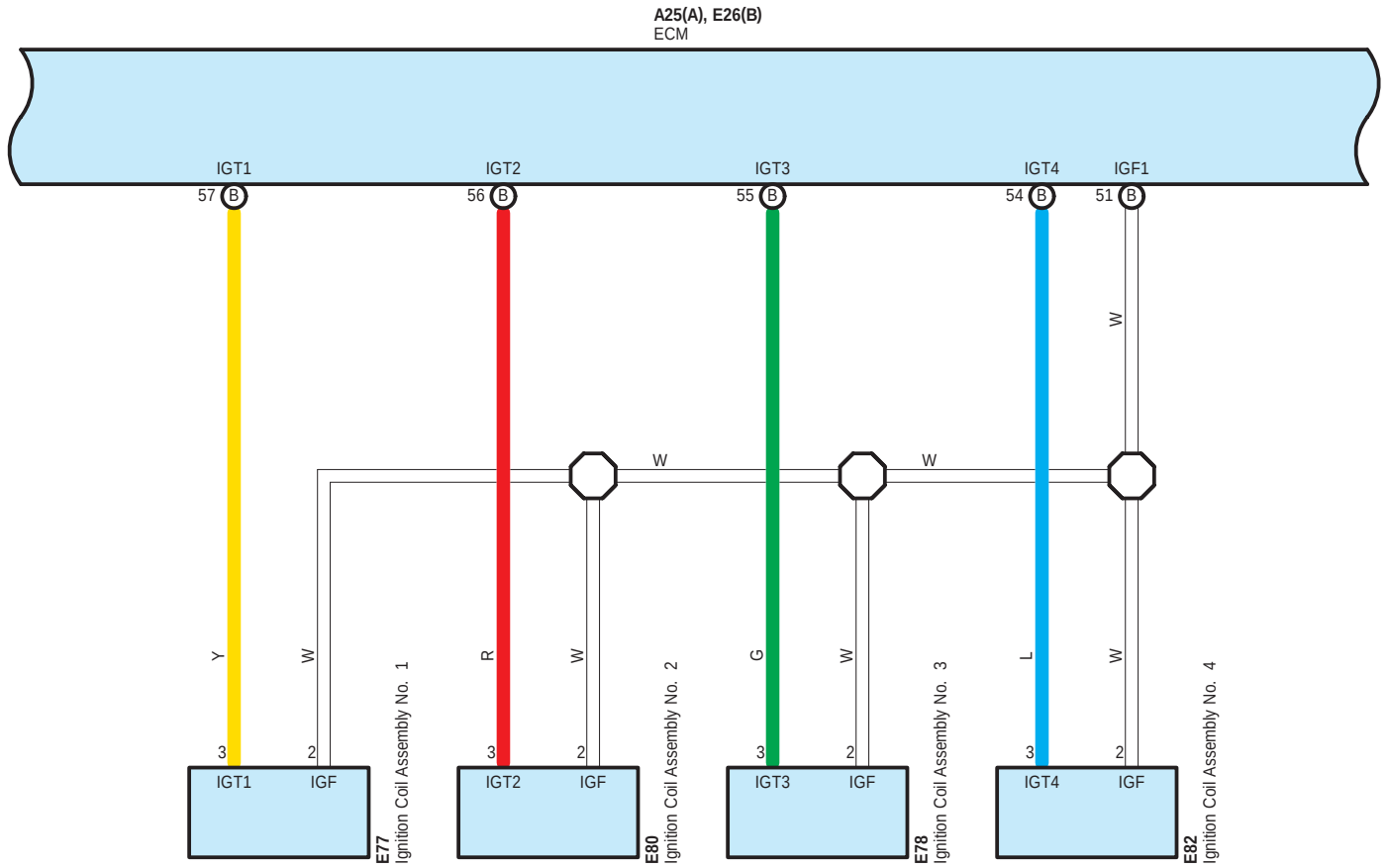
A25(A), E26(B)
ECM
IGT1
57 B
IGT2
56 B
IGT3
55 B
IGT4
54 B
IGF1
51 B
W
W
W
Y
W
R
W
G
W
L
W
3
2
IGT1
IGF
E77
Ignition Coil Assembly No. 1
IGT2
IGF
E80
Ignition Coil Assembly No. 2
IGT3
IGF
E78
Ignition Coil Assembly No. 3
IGT4
IGF
E82
Ignition Coil Assembly No. 4

Y
Y
G
G
B
B
R
(*1)
R
(*1)

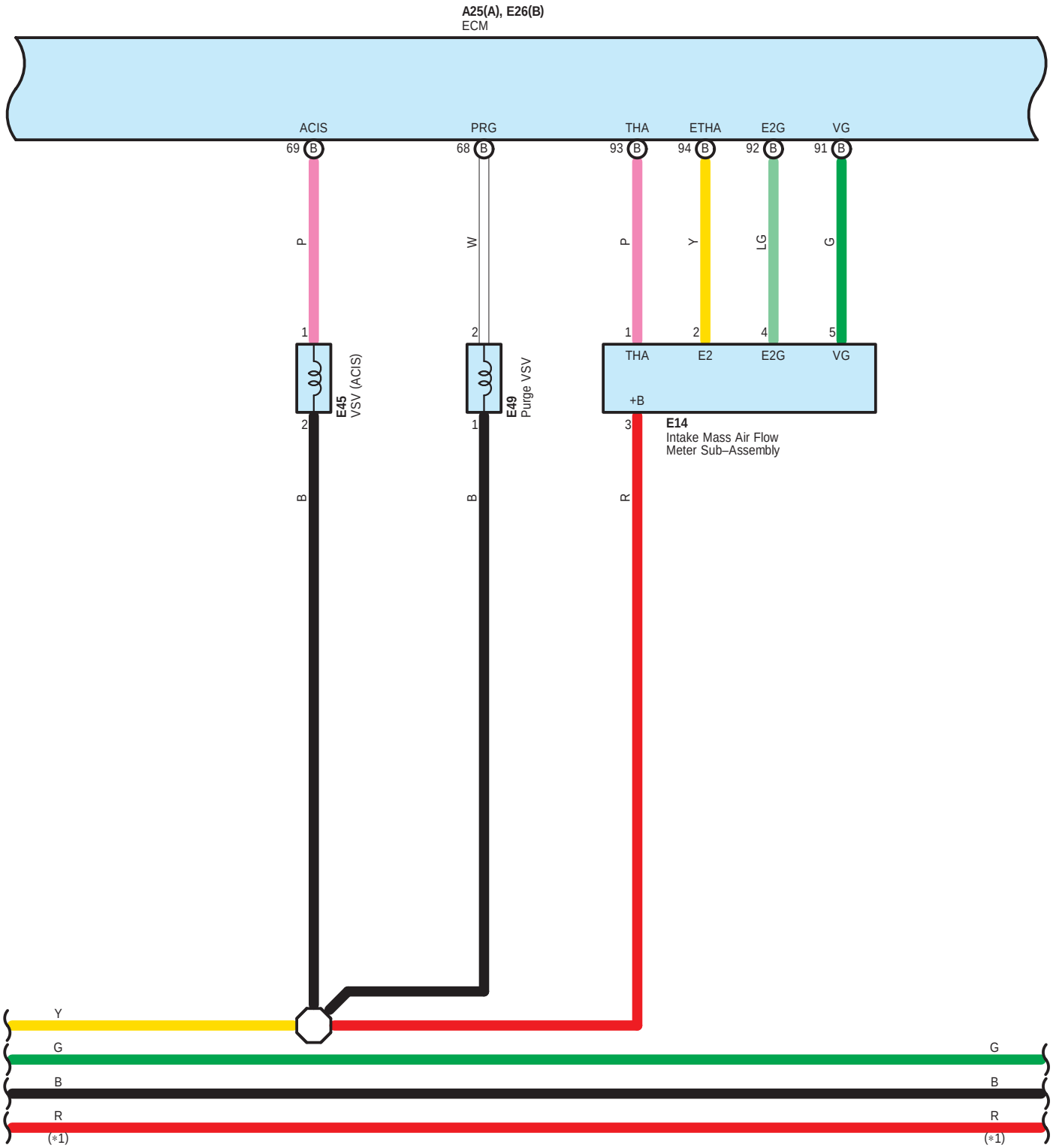
A25(A), E26(B)
ECM
ACIS
PRG
THA
ETHA
E2G
VG
69 B
68 B
93 B
94 B
92 B
91 B
P
W
P
Y
LG
G
1
2
1
2
4
5
THA
E2
E2G
VG
+B
E45
VSV (ACIS)
E49
Purge VSV
2
1
3
E14
Intake Mass Air Flow
Meter Sub–Assembly
B
B
R
Y
G
B
R
(*1)
G
B
R
(*1)

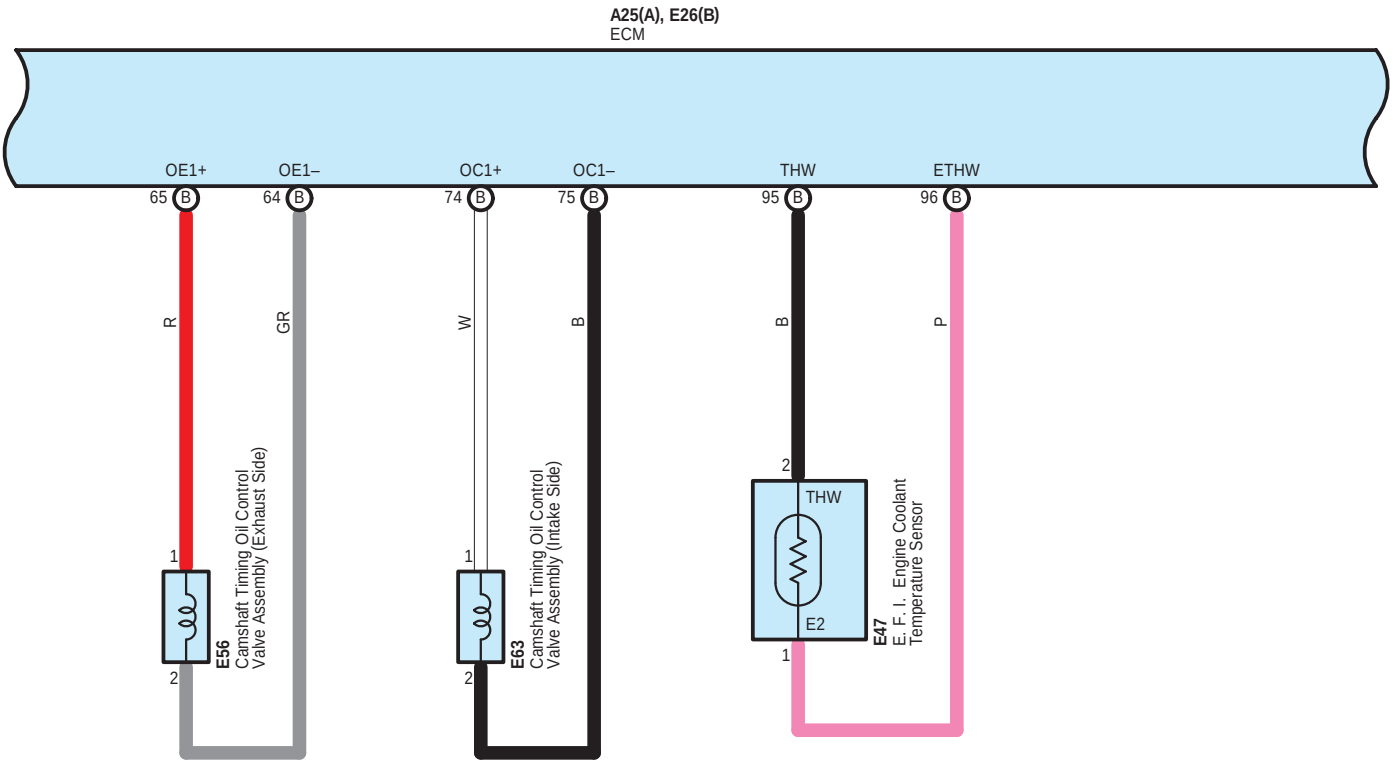

∗ 1 : w/ Smart Key System

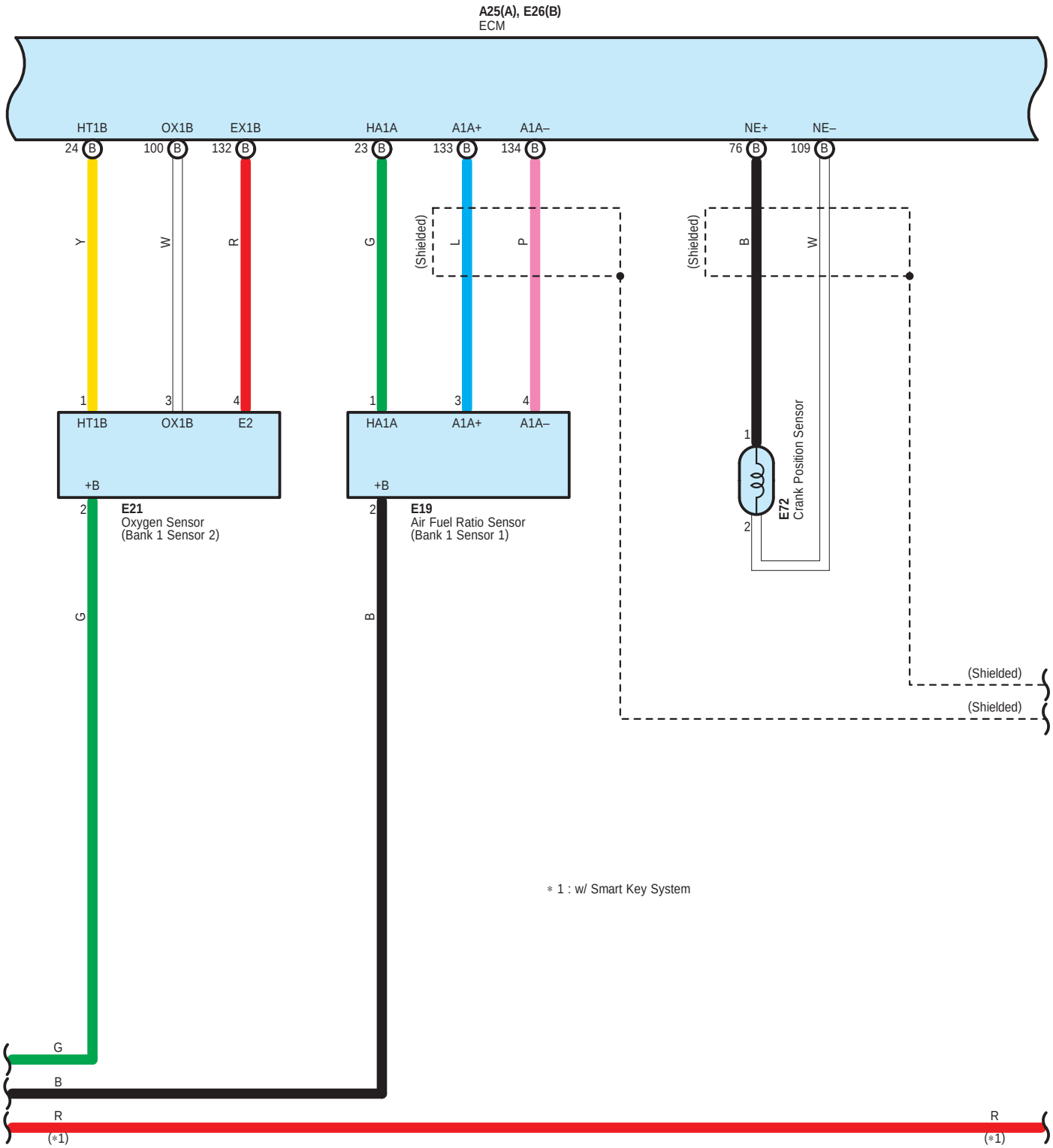
A25(A), E26(B)
ECM
HT1B
OX1B
EX1B
HA1A
A1A+
A1A–
NE+
NE–
24 B
100 B
132 B
23 B
133 B
134 B
76 B
109 B
Y
W
R
G
(Shielded)
L
P
(Shielded)
B
W
1
3
4
1
3
4
HT1B
OX1B
E2
HA1A
A1A+
A1A–
+B
+B
2
2
E21
Oxygen Sensor
(Bank 1 Sensor 2)
E19
Air Fuel Ratio Sensor
(Bank 1 Sensor 1)
1
2
E72
Crank Position Sensor
G
B
(Shielded)
(Shielded)
∗ 1 : w/ Smart Key System
G
B
R
(∗1)
R
(∗1)

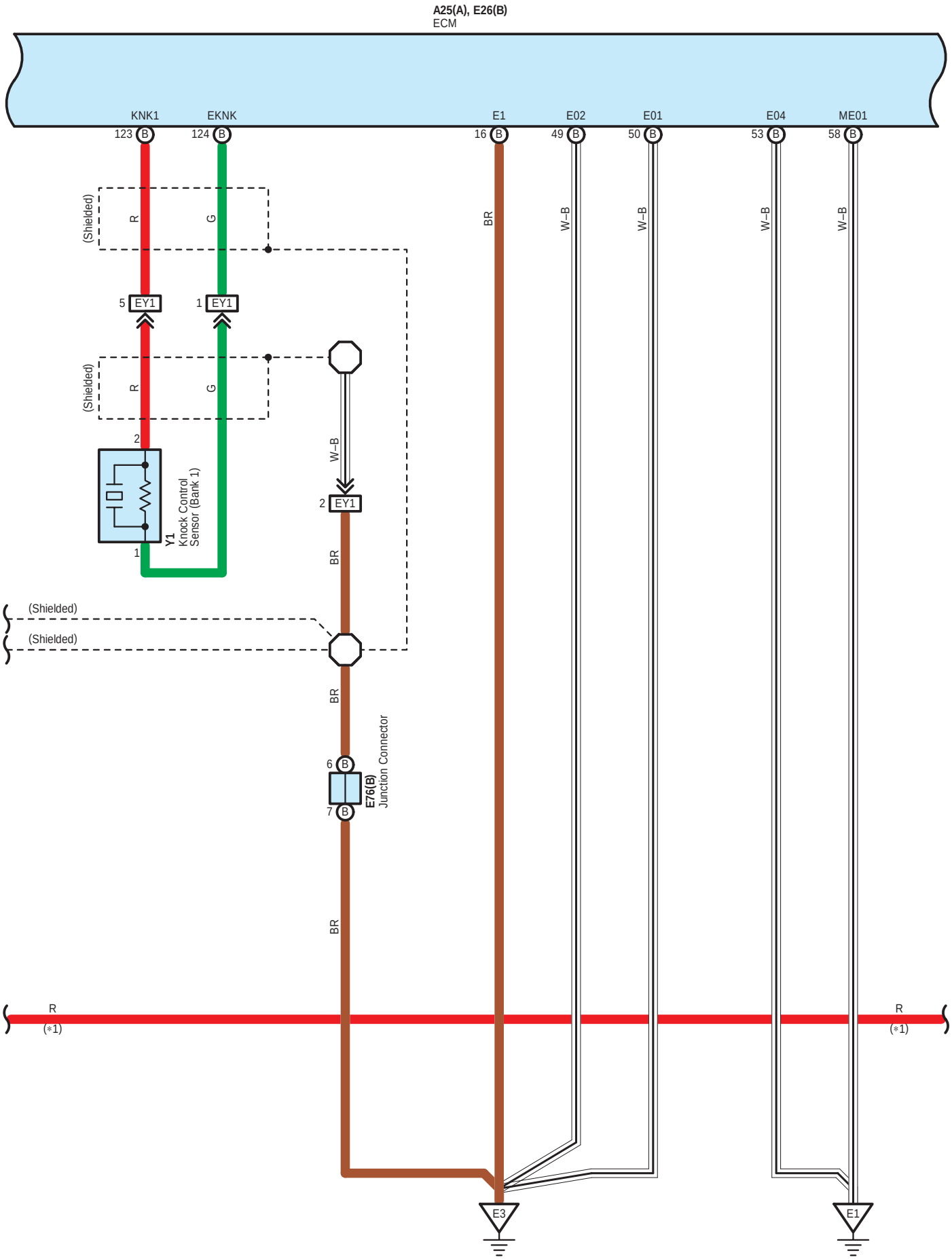
A25(A), E26(B)
ECM
KNK1
EKNK
E1
E02
E01
E04
ME01
123 B
124 B
16 B
49 B
50 B
53 B
58 B
(Shielded)
R
G
BR
W–B
5 EY1
1 EY1
2
1
Y1
Knock Control Sensor (Bank 1)
2 EY1
(Shielded)
(Shielded)
6 B
7 B
E76(B)
Junction Connector
R
(*1)
E3
E1

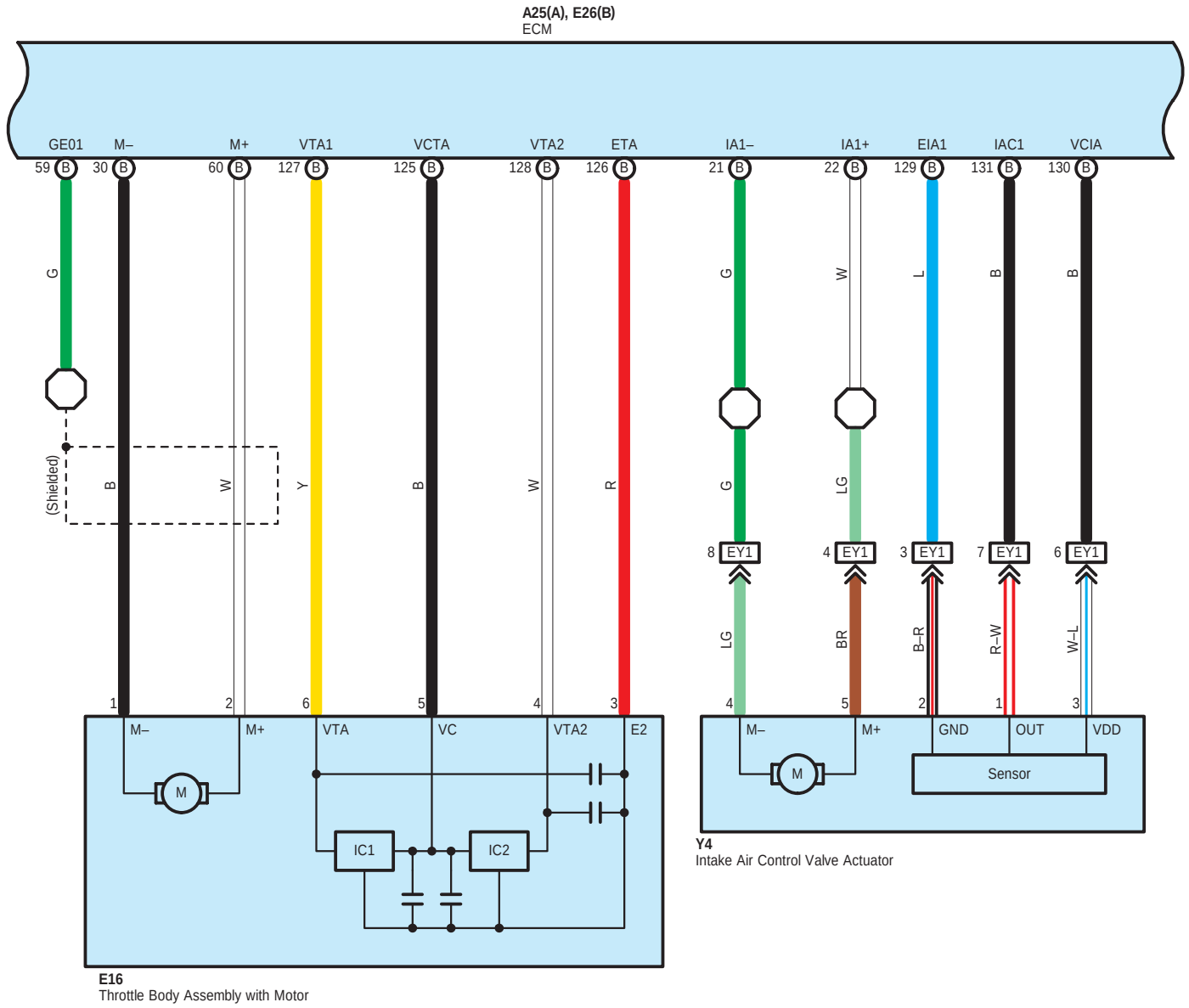

∗ 1 : w/ Smart Key System
∗ 2 : w/o Smart Key System

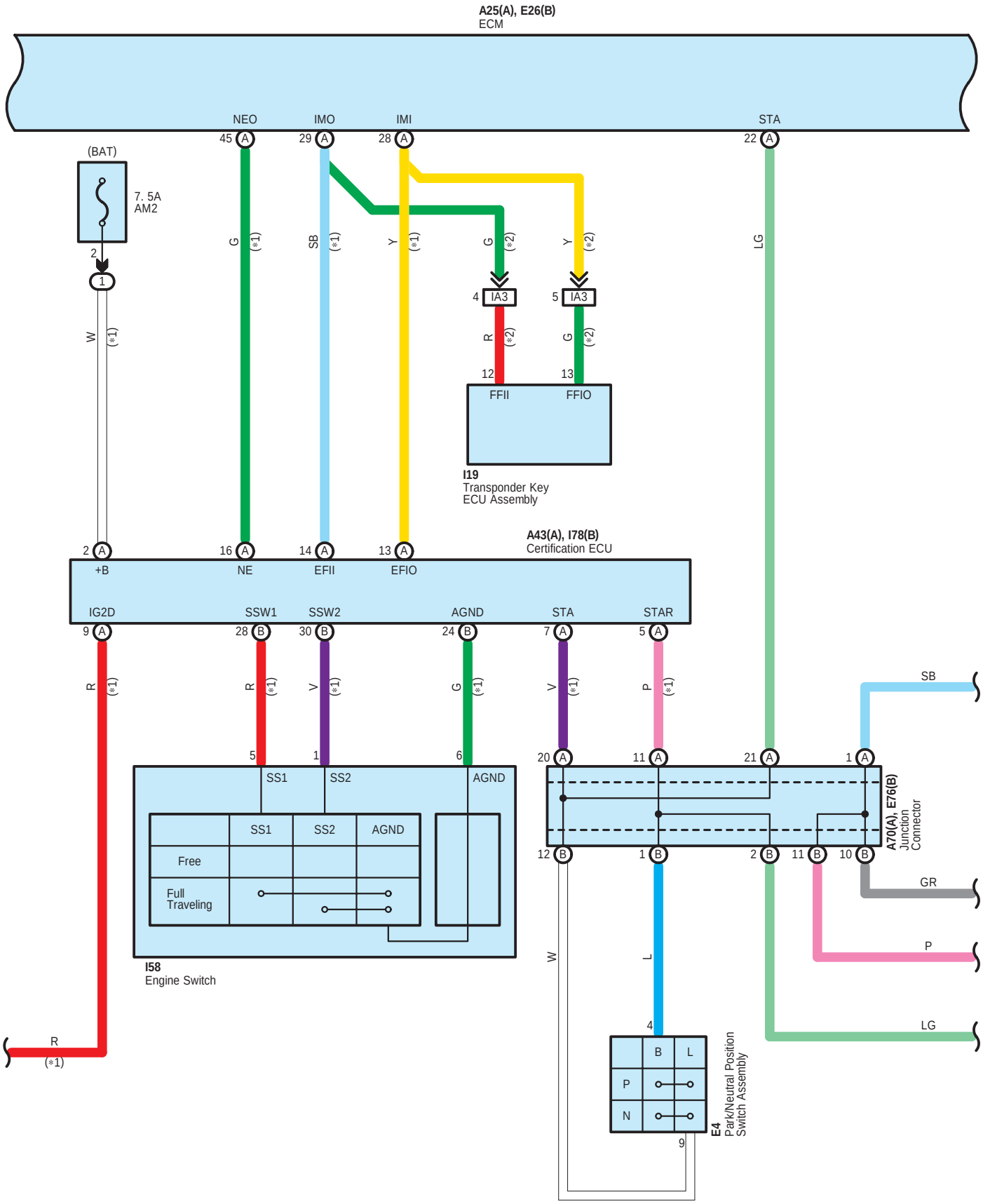
A25(A), E26(B)
ECM
NEO
IMO
IMI
STA
45
29
28
22
(BAT)
7. 5A
AM2
2
1
W
(*1)
G
SB
Y
(*2)
LG
4
5
IA3
R
12
13
FFII
FFIO
I19
Transponder Key
ECU Assembly
A43(A), I78(B)
Certification ECU
16
14
+B
NE
EFII
EFIO
IG2D
SSW1
SSW2
AGND
STAR
9
28
30
24
7
5
SS1
SS2
Free
Full
Traveling
I58
Engine Switch
20
11
21
1
A70(A), E76(B)
Junction
Connector
12
2
10
GR
P
LG
SB
L
4
B
N
9
E4
Park/Neutral Position
Switch Assembly

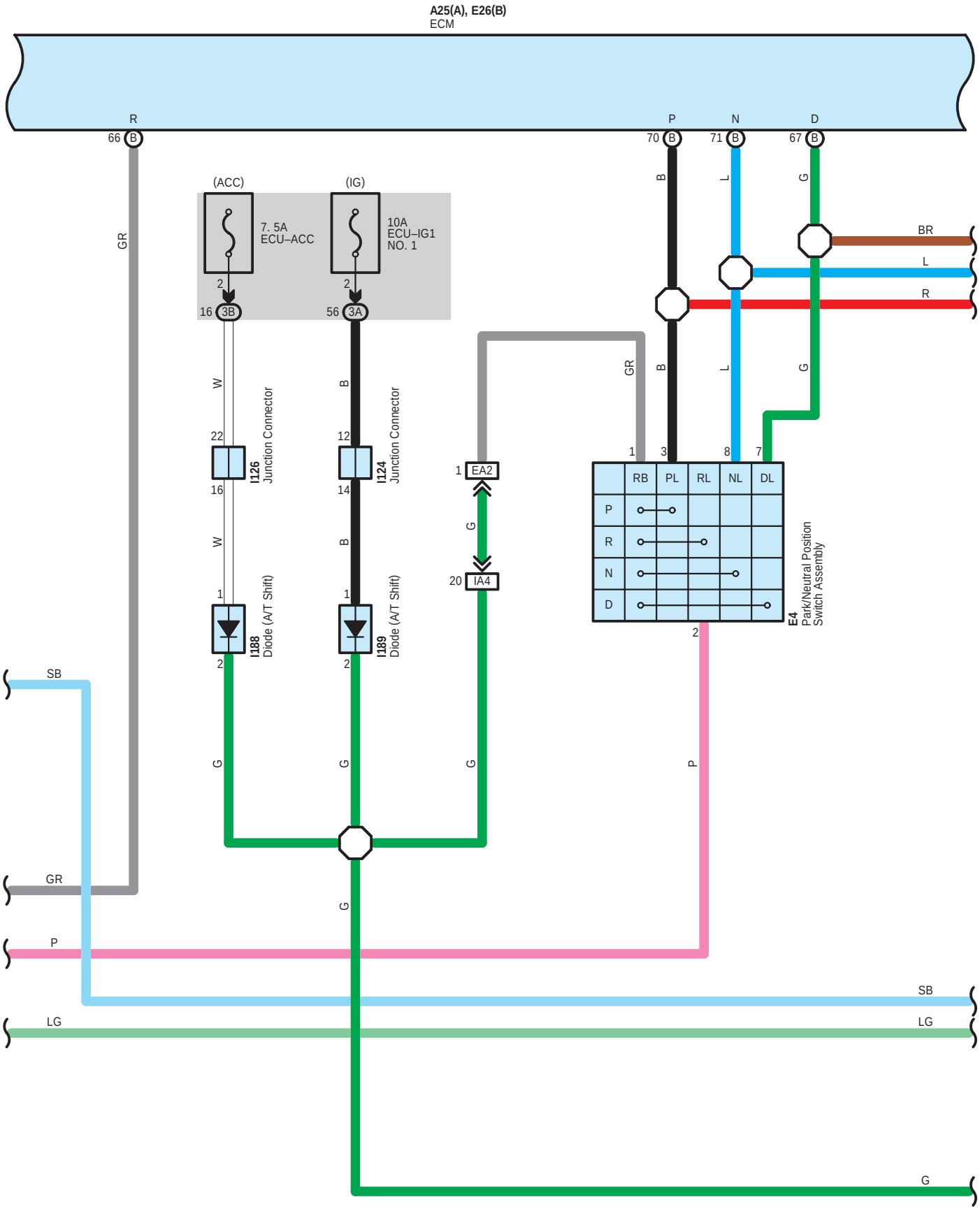
A25(A), E26(B)
ECM
R
66 B
P
70 B
N
71 B
D
67 B
(ACC)
(IG)
7. 5A
ECU–ACC
10A
ECU–IG1
NO. 1
2
16 3B
2
56 3A
GR
B
L
G
BR
L
R
W
22
16
I126
Junction Connector
B
12
14
I124
Junction Connector
1 EA2
G
20 IA4
W
1
2
I188
Diode (A/T Shift)
B
1
2
I189
Diode (A/T Shift)
GR
B
L
G
1
3
8
7
RB
PL
RL
NL
DL
P
R
N
D
2
E4
Park/Neutral Position
Switch Assembly
SB
G
G
G
P
GR
G
P
SB
LG
LG
G

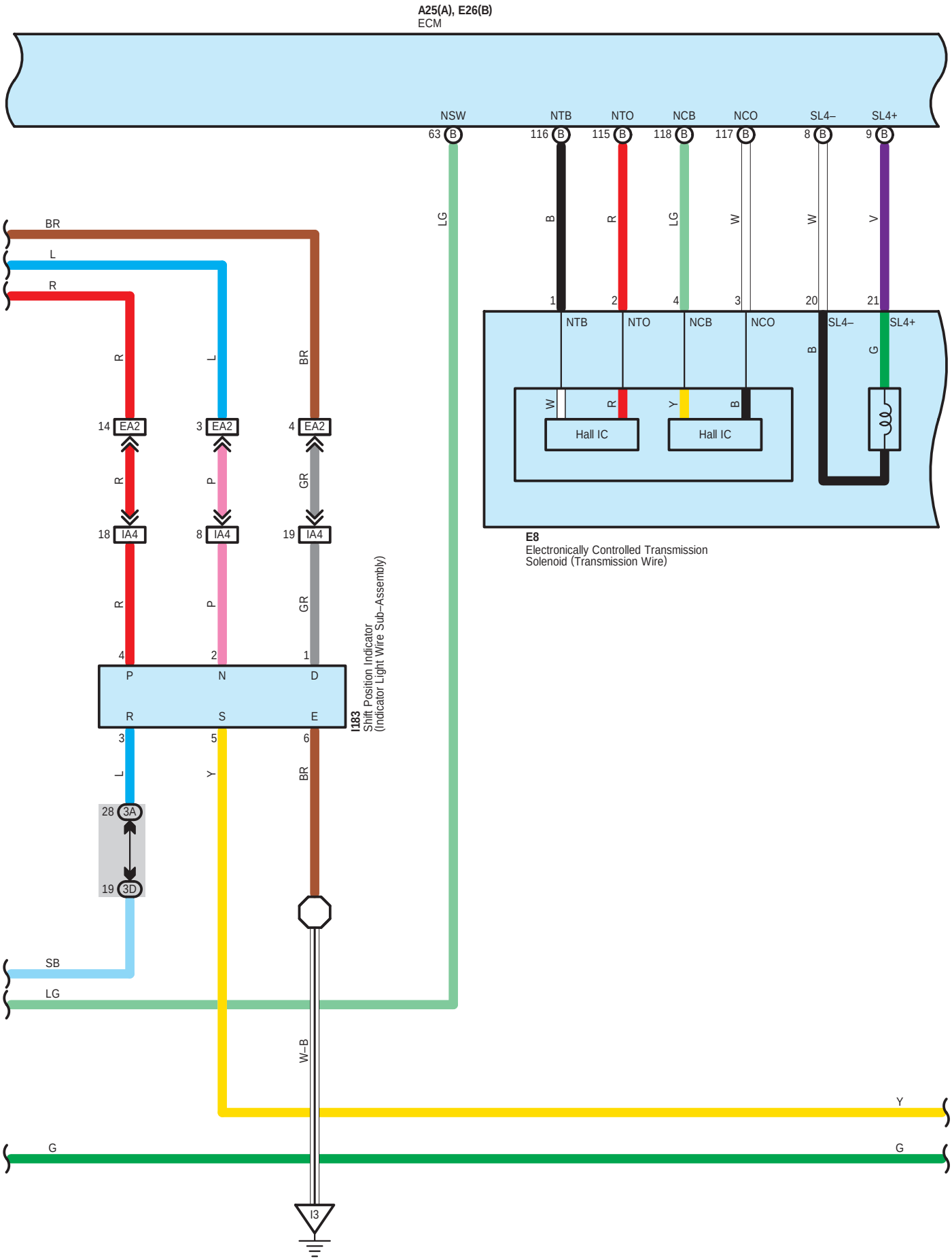
A25(A), E26(B)
ECM
NSW
NTB
NTO
NCB
NCO
SL4–
SL4+
63 B
116 B
115 B
118 B
117 B
8 B
9 B
LG
B
R
LG
W
W
V
1
2
4
3
20
21
NTB
NTO
NCB
NCO
SL4–
SL4+
B
G
W
R
Y
B
Hall IC
Hall IC
E8
Electronically Controlled Transmission
Solenoid (Transmission Wire)
BR
L
R
R
L
BR
14 EA2
3 EA2
4 EA2
R
P
GR
18 IA4
8 IA4
19 IA4
R
P
GR
4
2
1
P
N
D
R
S
E
I183
Shift Position Indicator
(Indicator Light Wire Sub–Assembly)
3
5
6
L
Y
BR
28 3A
19 3D
SB
LG
W–B
Y
G
G
I3

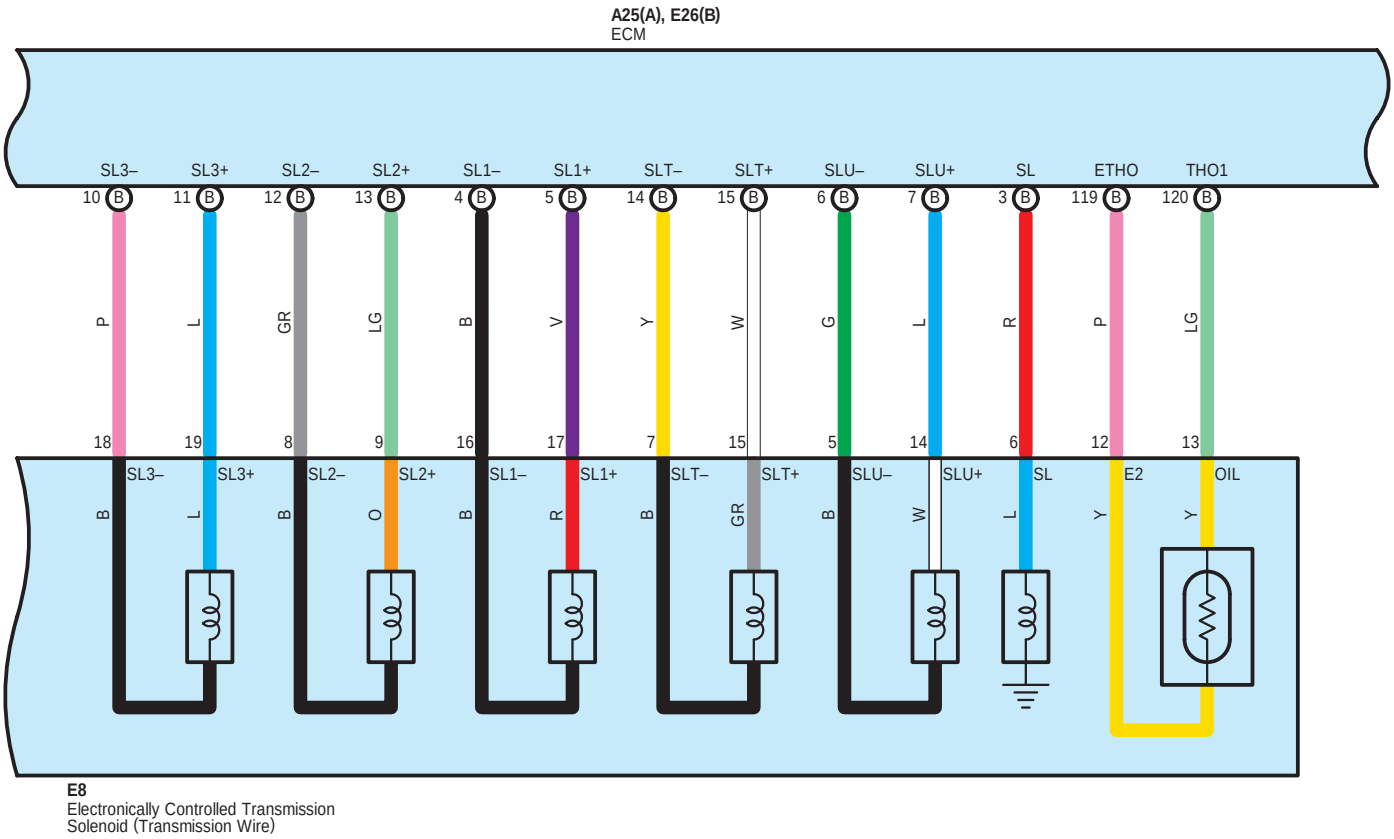

∗ 3 : w/ Dynamic Radar Cruise Control
∗ 5 : w/ Paddle Shift Switch

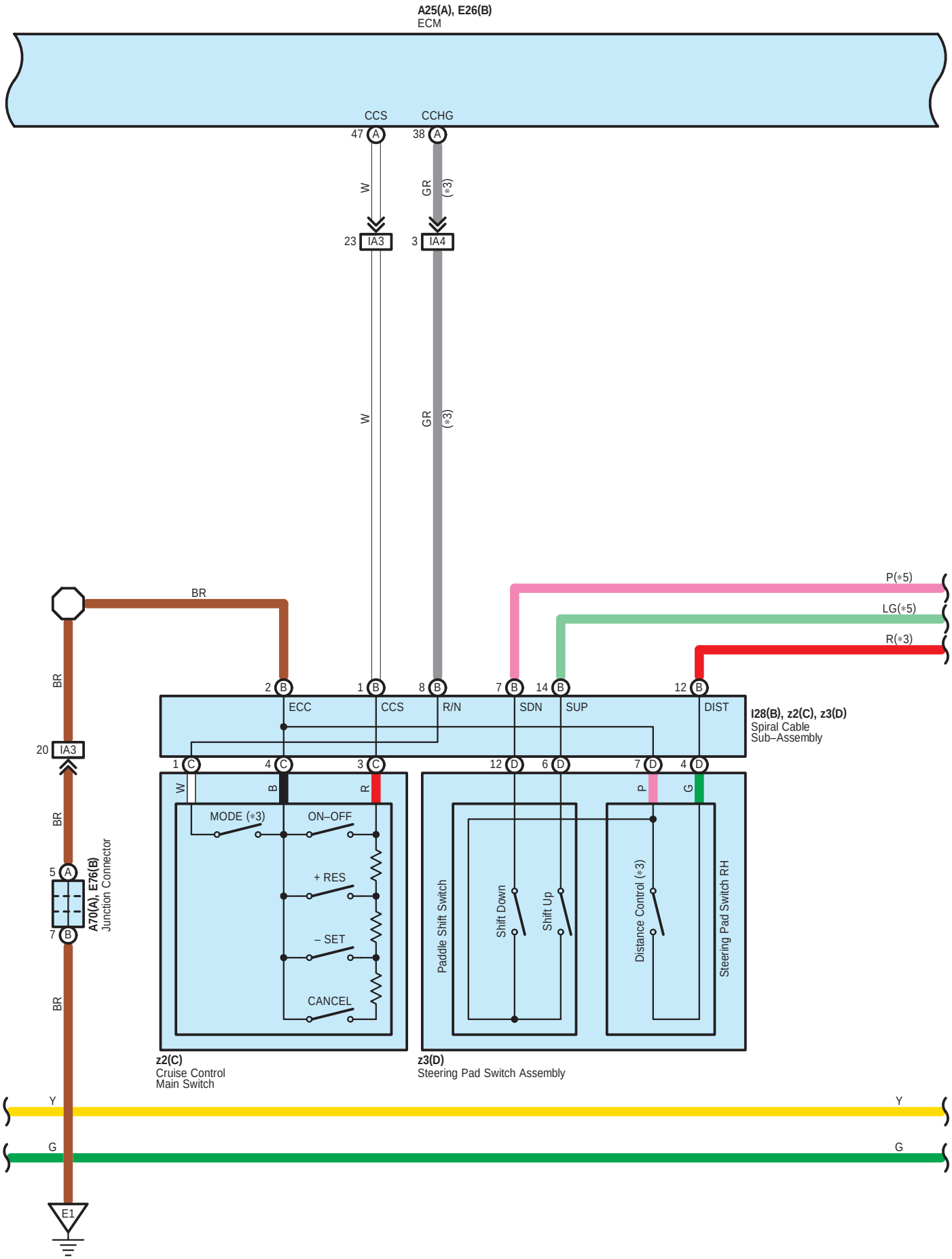
A25(A), E26(B)
ECM
CCS
CCHG
47 A
38 A
W
GR
(*3)
23 IA3
3 IA4
W
GR
(*3)
BR
P(*5)
LG(*5)
R(*3)
2 B
1 B
8 B
7 B
14 B
12 B
ECC
CCS
R/N
SDN
SUP
DIST
I28(B), z2(C), z3(D)
Spiral Cable
Sub–Assembly
BR
20 IA3
BR
5 A
7 B
A70(A), E76(B)
Junction Connector
BR
1 C
4 C
3 C
12 D
6 D
7 D
4 D
W
B
R
P
G
MODE (*3)
ON–OFF
+ RES
– SET
CANCEL
Paddle Shift Switch
Shift Down
Shift Up
Distance Control (*3)
Steering Pad Switch RH
z2(C)
Cruise Control
Main Switch
z3(D)
Steering Pad Switch Assembly
Y
Y
G
G
E1

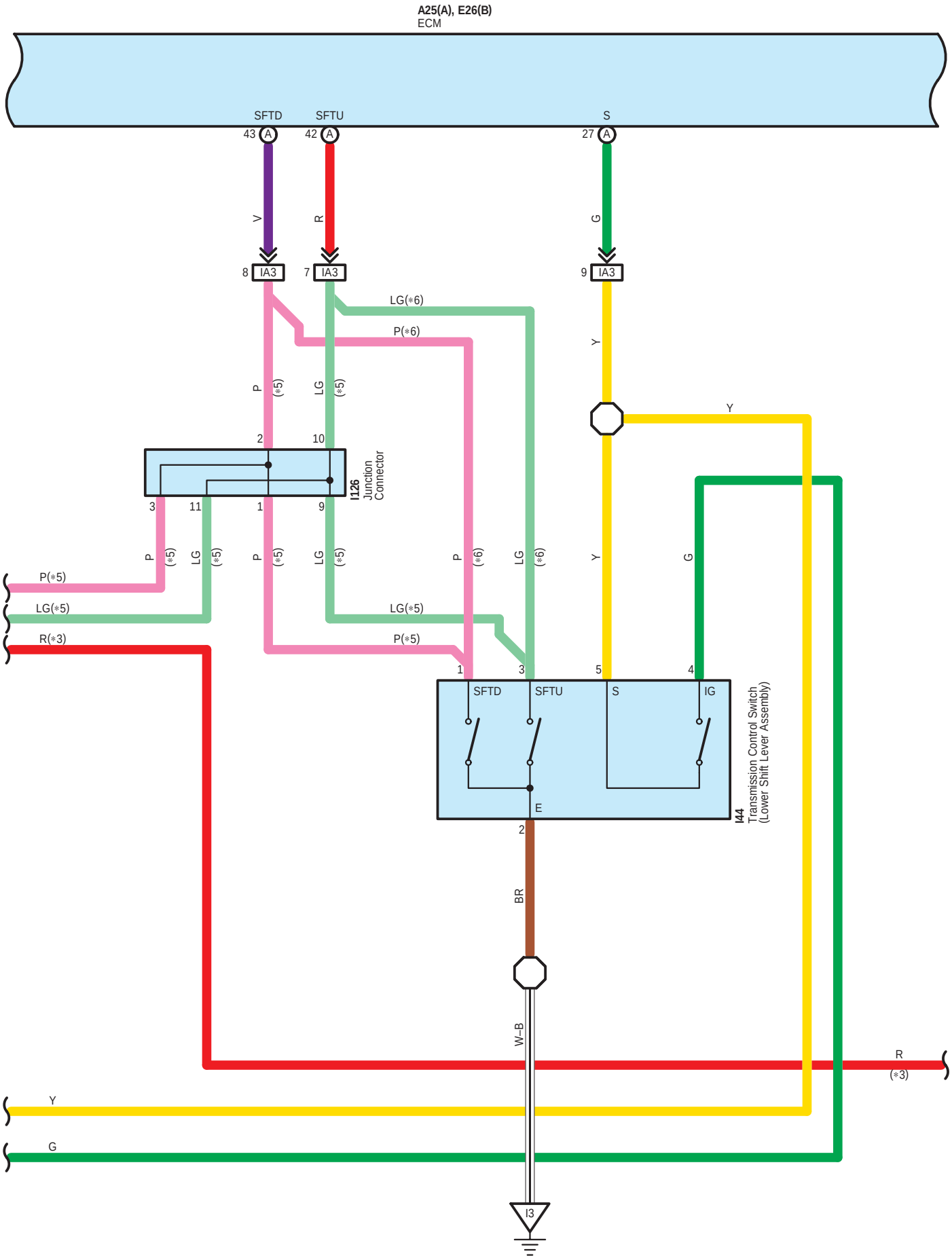
A25(A), E26(B)
ECM
SFTD
SFTU
S
43 A
42 A
27 A
V
R
G
8 IA3
7 IA3
9 IA3
LG(*6)
P(*6)
Y
P
(*5)
LG
(*5)
2
10
I126
Junction
Connector
3
11
1
9
P(*5)
LG(*5)
R(*3)
1
3
5
4
SFTD
SFTU
S
IG
E
I44
Transmission Control Switch
(Lower Shift Lever Assembly)
BR
W–B
R
(*3)
I3

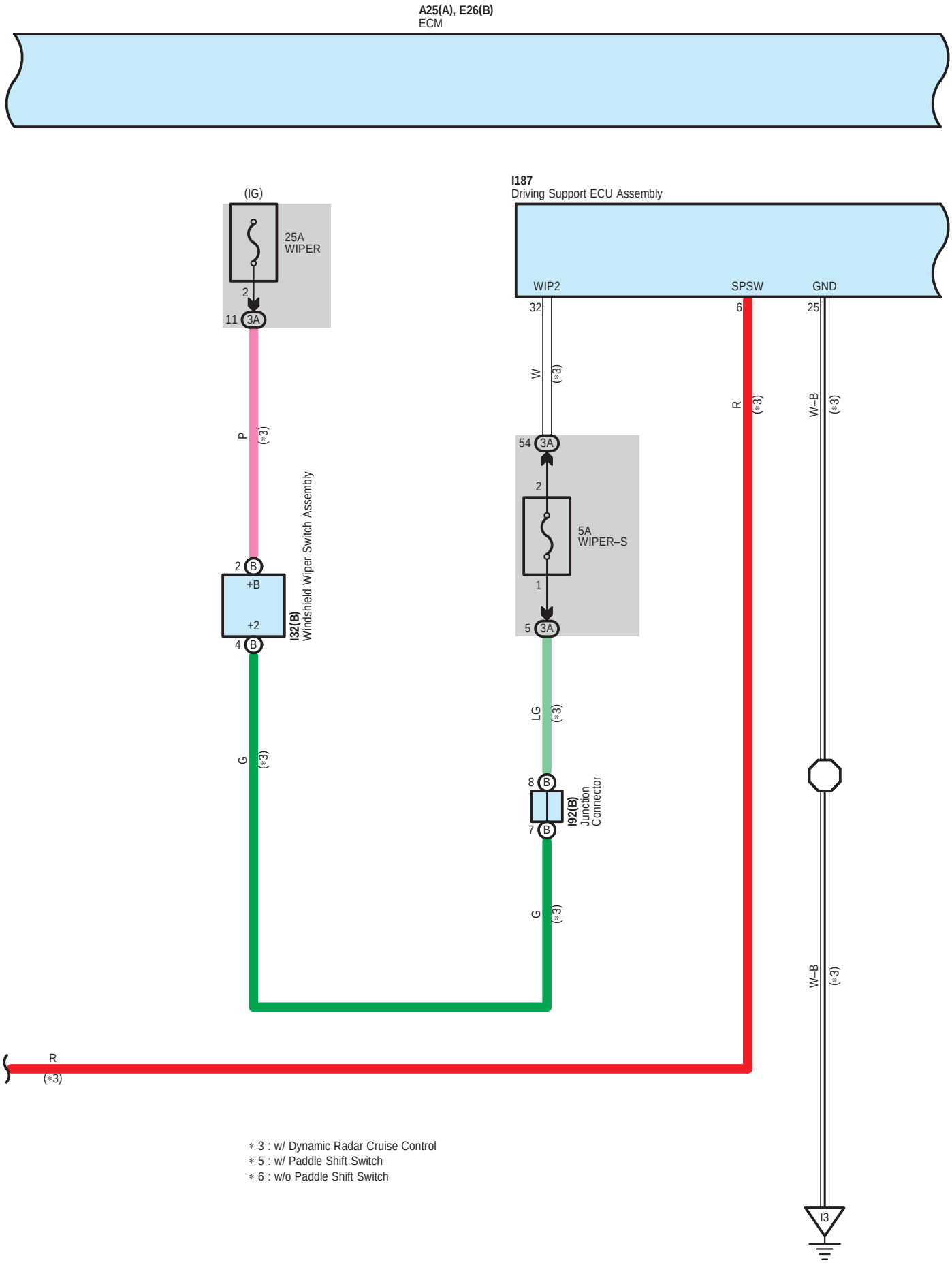

∗ 3 : w/ Dynamic Radar Cruise Control
∗ 5 : w/ Paddle Shift Switch
∗ 6 : w/o Paddle Shift Switch

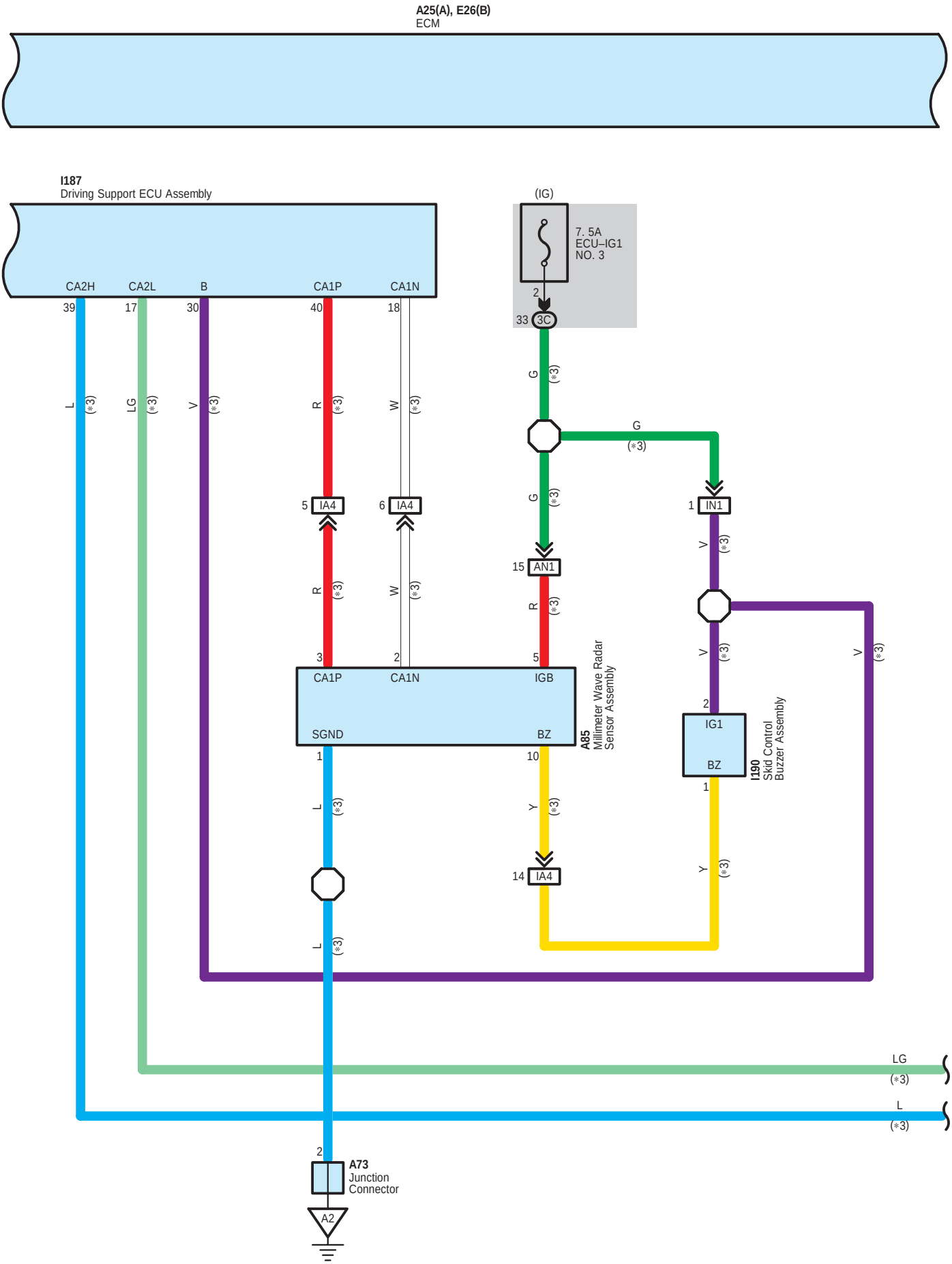
A25(A), E26(B)
ECM
I187
Driving Support ECU Assembly
CA2H
CA2L
B
CA1P
CA1N
39
17
30
40
18
L
LG
V
R
W
(*3)
5
IA4
6
IA4
3
2
CA1P
CA1N
SGND
1
L
(IG)
7. 5A
ECU–IG1
NO. 3
2
33
3C
G
15
AN1
R
5
IGB
BZ
10
Y
14
IA4
1
IN1
V
2
IG1
BZ
1
A85
Millimeter Wave Radar
Sensor Assembly
I190
Skid Control
Buzzer Assembly
LG
L
2
A73
Junction
Connector
A2

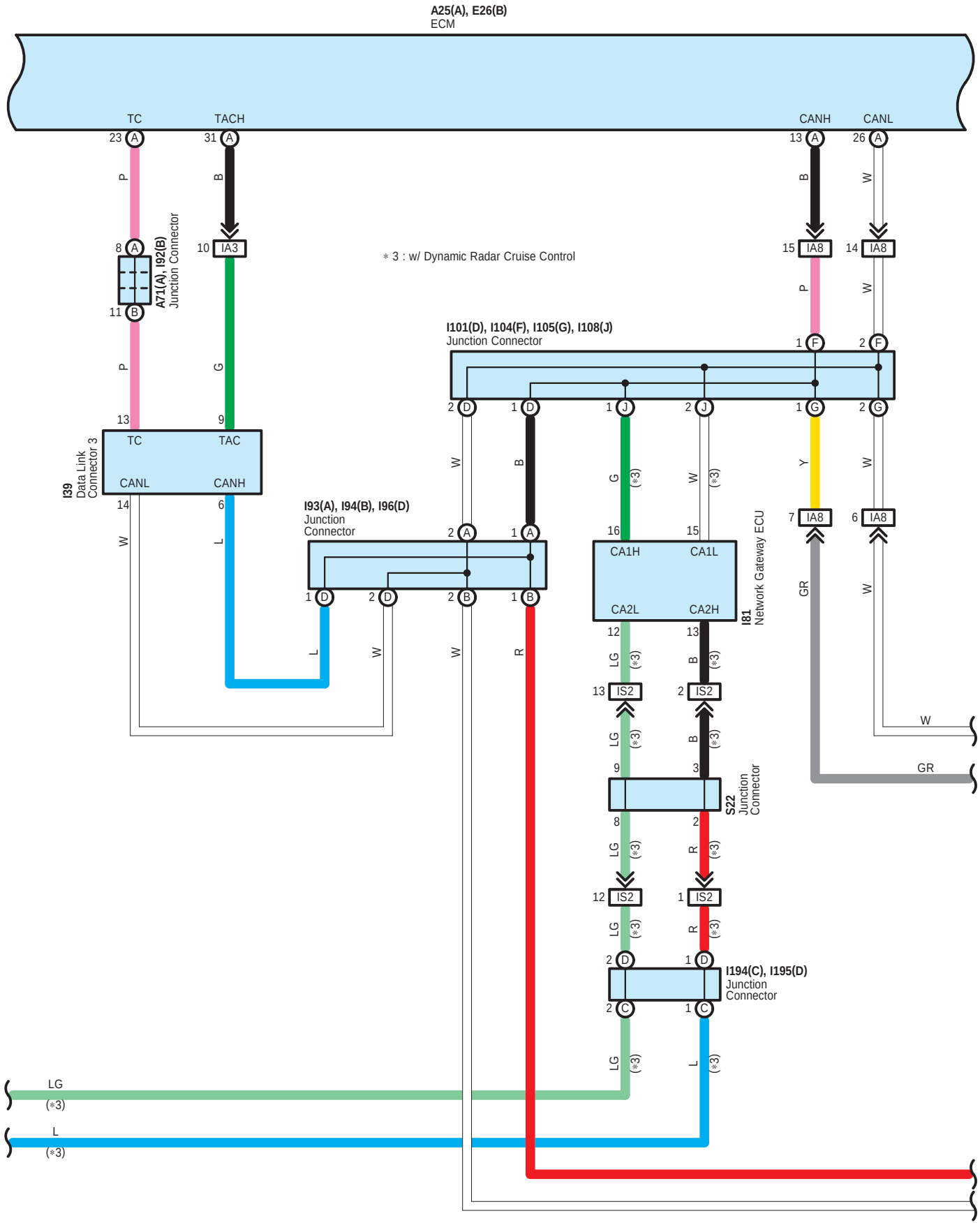
A25(A), E26(B)
ECM
TC
TACH
CANH
CANL
A71(A), I92(B)
Junction Connector
IA3
IA8
∗ 3 : w/ Dynamic Radar Cruise Control
I101(D), I104(F), I105(G), I108(J)
Junction Connector
I39
Data Link
Connector 3
TAC
I93(A), I94(B), I96(D)
Junction
Connector
CA1H
CA1L
CA2L
CA2H
I81
Network Gateway ECU
IS2
S22
Junction
Connector
I194(C), I195(D)
Junction
Connector
(∗3)
LG
L
GR
W

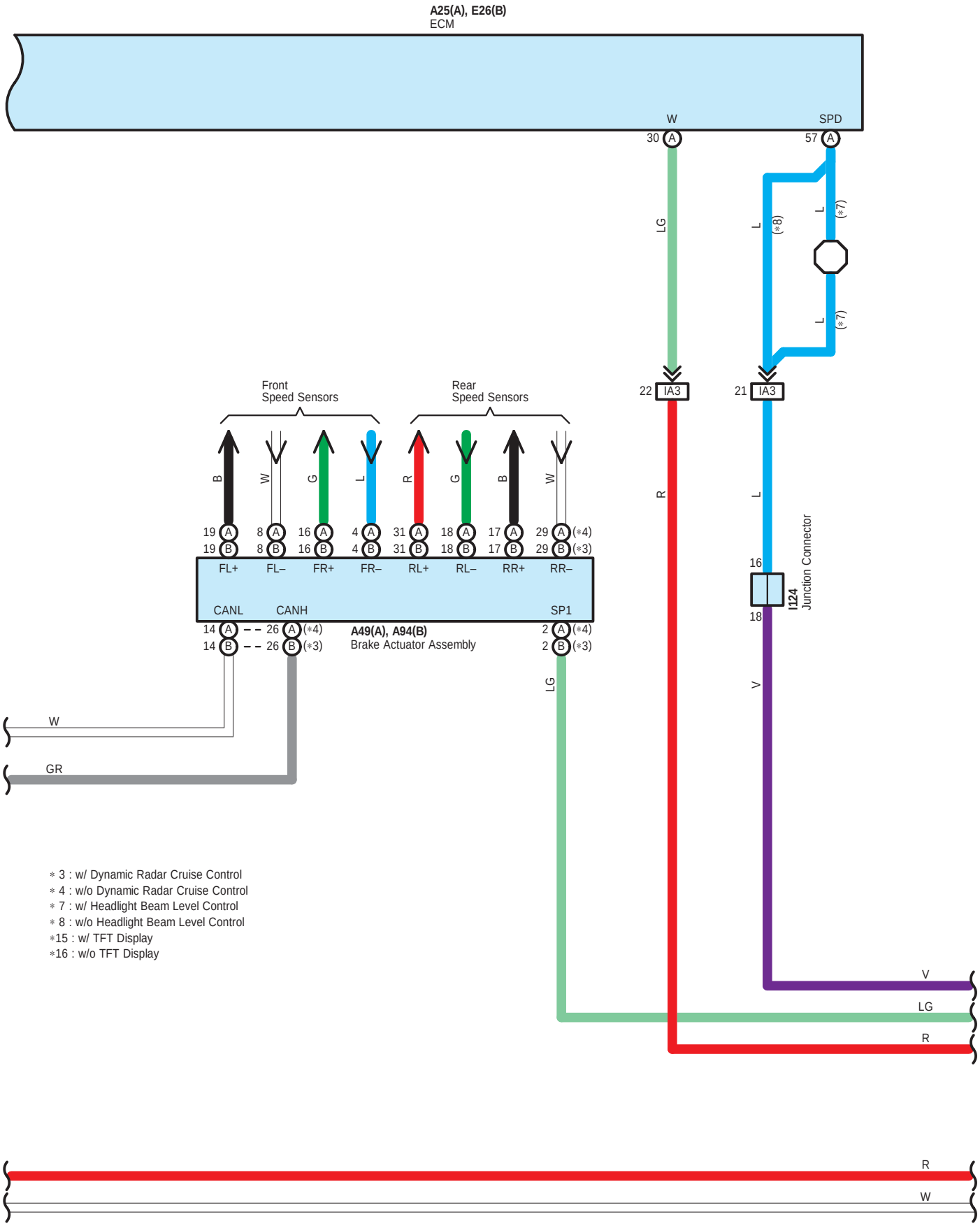

* 3 : w/ Dynamic Radar Cruise Control
* 4 : w/o Dynamic Radar Cruise Control
* 7 : w/ Headlight Beam Level Control
* 8 : w/o Headlight Beam Level Control
*15 : w/ TFT Display
*16 : w/o TFT Display

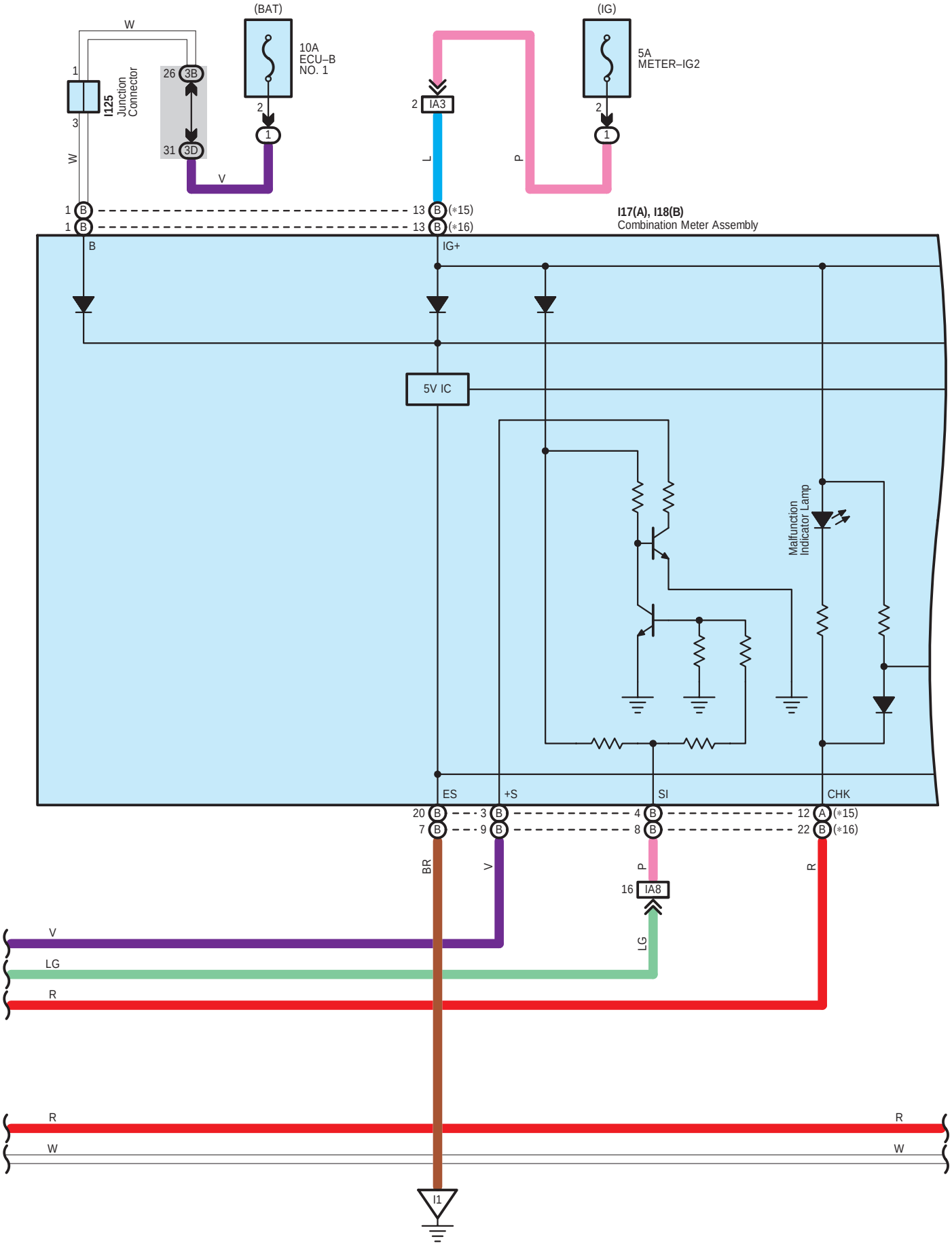
(BAT)
10A
ECU–B
NO. 1
(IG)
5A
METER–IG2
W
1
I125
Junction
Connector
3
26 3B
31 3D
W
V
2
1
2 IA3
L
P
2
1
1 B
1 B
13 B (*15)
13 B (*16)
I17(A), I18(B)
Combination Meter Assembly
B
IG+
5V IC
Malfunction
Indicator Lamp
ES
+S
SI
CHK
20 B
7 B
3 B
9 B
4 B
8 B
12 A (*15)
22 B (*16)
BR
V
P
R
16 IA8
LG
V
LG
R
R
W
R
W
I1

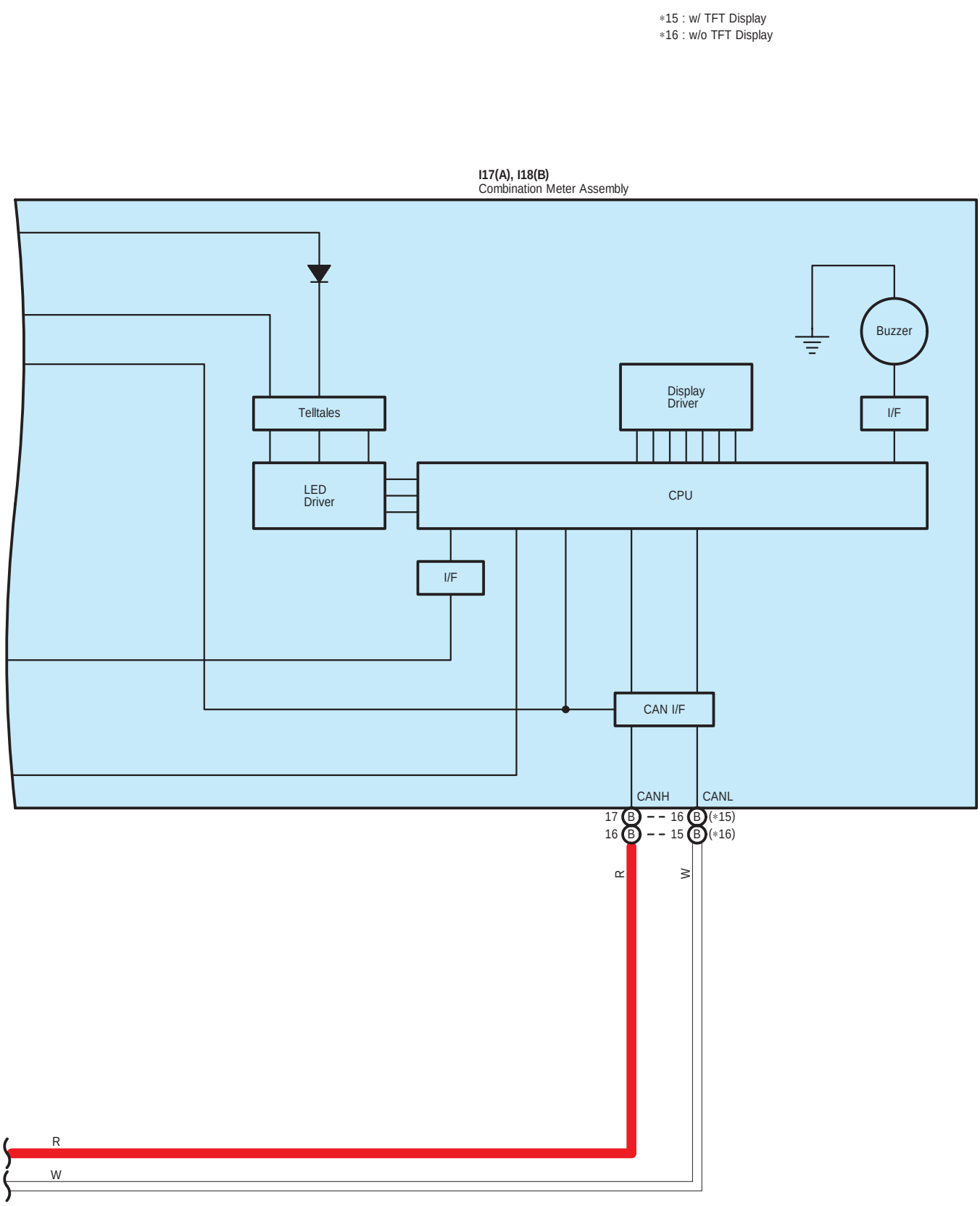
*15 : w/ TFT Display
*16 : w/o TFT Display
I17(A), I18(B)
Combination Meter Assembly
Buzzer
Display Driver
I/F
Telltales
LED Driver
CPU
I/F
CAN I/F
CANH
CANL
17 B - - 16 B (*15)
16 B - - 15 B (*16)
R
W
R
W

A 25
Black

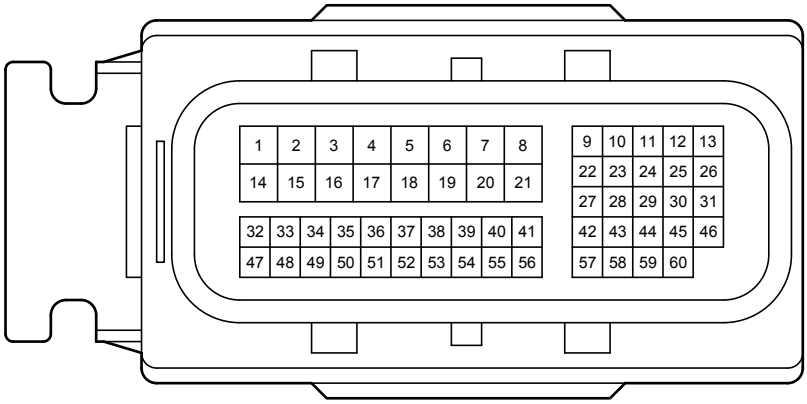

A 33
White

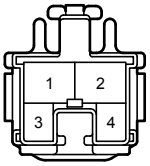

A 36
Black



A 43
White

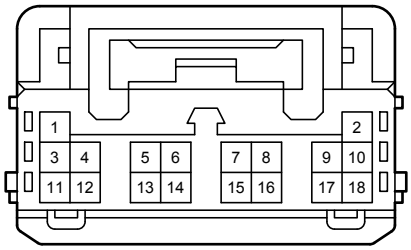

A 49
Black

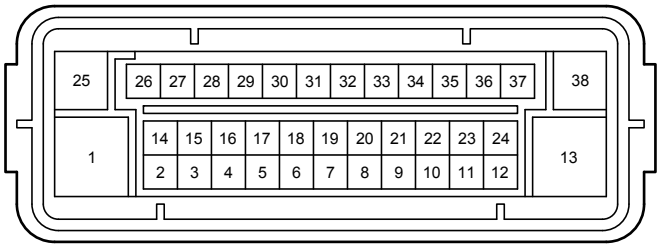

A 70
White

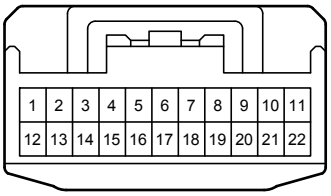

A 71
Gray

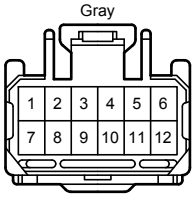

A 73
Gray

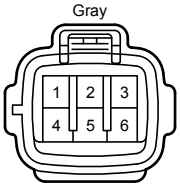

A 85
Black

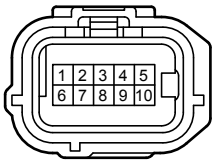

A 94
Black

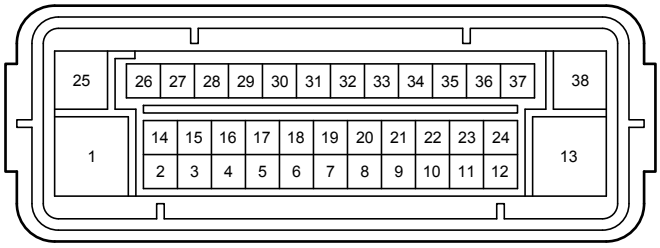

E 4
Gray

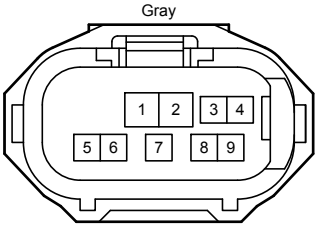

E 8
Black

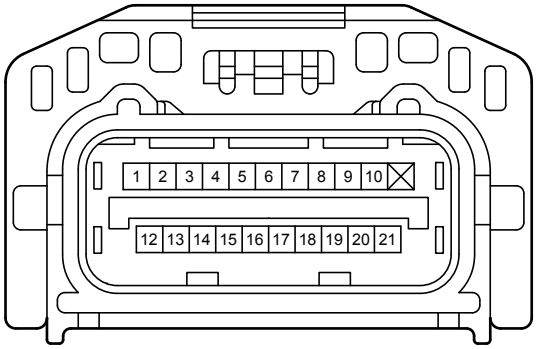

E 14
Black

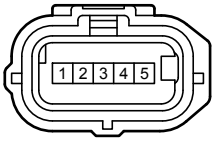

E 16
Black



E 19
Dark Gray

E 21
White

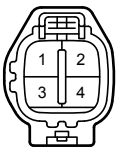

E 26
Black

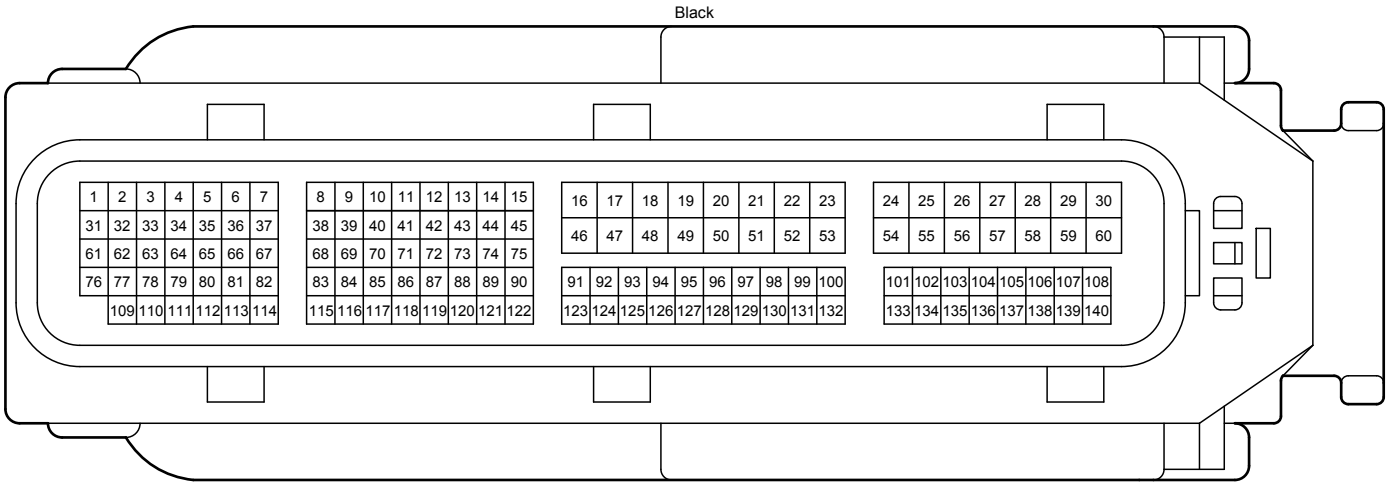

E 29
Black

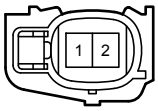

E 31
Black

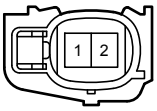

E 34
Gray

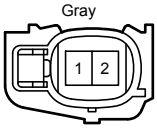

E 35
Gray

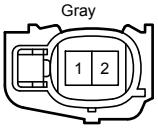

E 45
Black

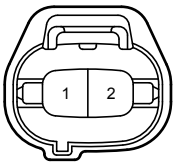

E 47
Black

E 49
Black

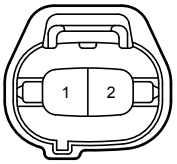

E 52
Gray



E 55
Black



E 56
Gray

E 63
Gray

E 70
Black

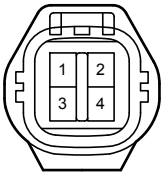

E 72
Black

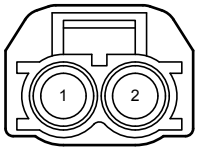

E 76
White

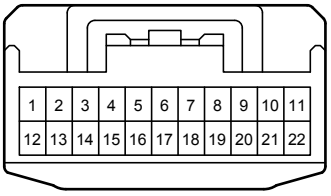

E 77
Black

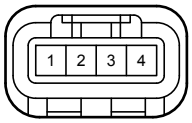

E 78
Black

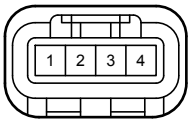

E 80
Gray

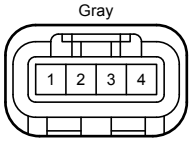

E 82
Gray

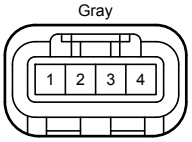

I 17
Black

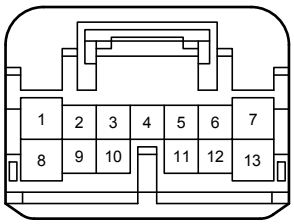

I 18
Black

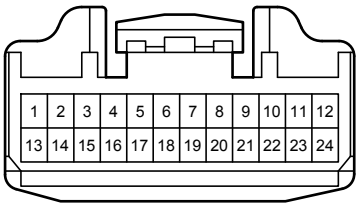

I 19
Black

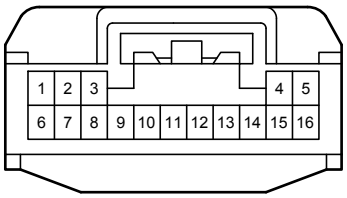

I 28
Black

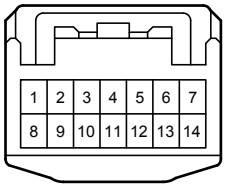

I 32
White

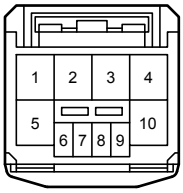

I 39
White

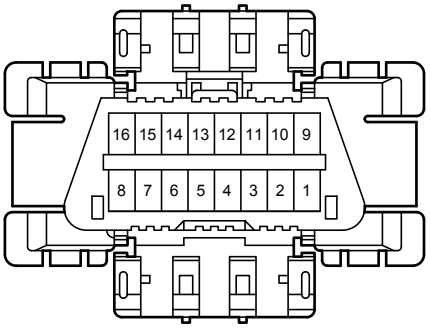

I 44
White

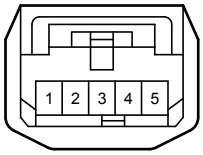

I 58
Black

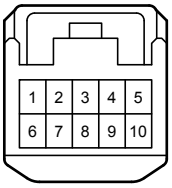

I 78
White

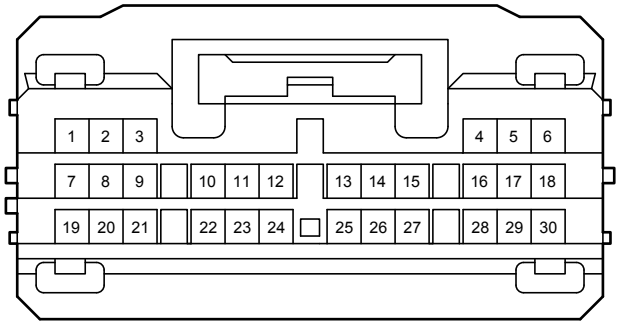

I 81
White

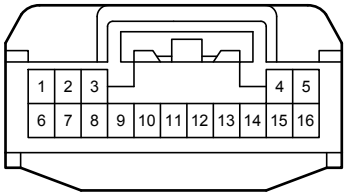

I 92
Gray



I 93
White

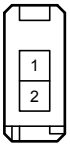

I 94
White

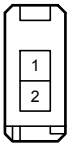

I 96
White

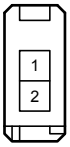

I101
White

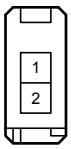

I104
White

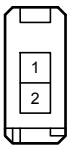

I105
White

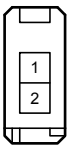

I108
White

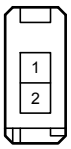

I124
White

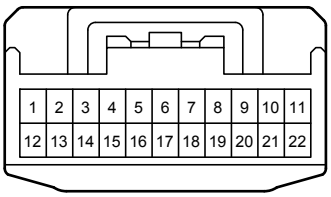

I125
Gray

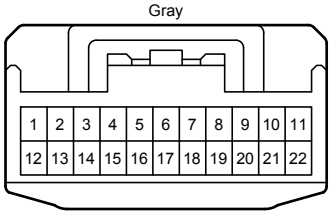

I126
White

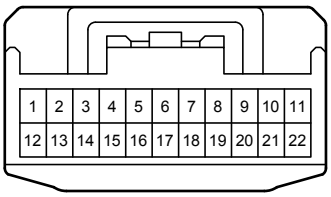

I183
White

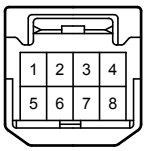

I187
White

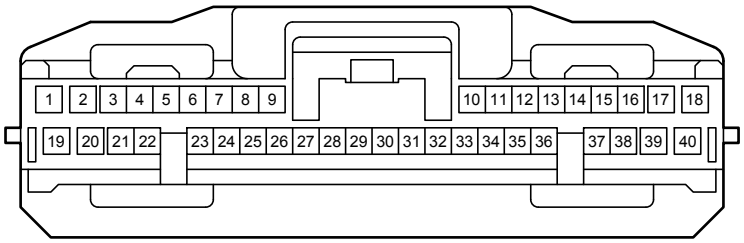

I188
Gray

I189
Gray

I190
Blue



I194
White

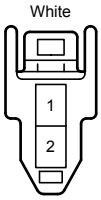

I195
White

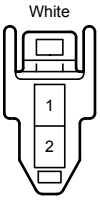

N 11
White

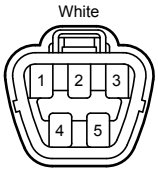

N 35
Black

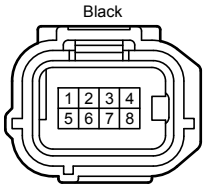

S 22
White

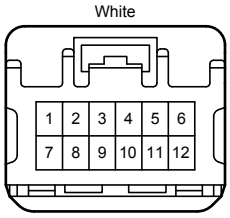

Y 1
Black

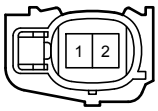

Y 4
Black



z 2
White

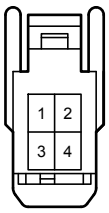

z 3
Black

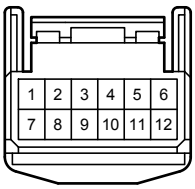

1A
White

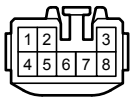

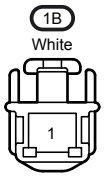
1B
White
1

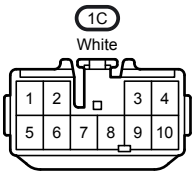
1C
White
1 2 3 4
5 6 7 8 9 10

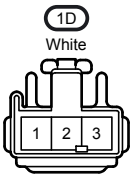
1D
White
1 2 3

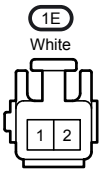
1E
White
1 2

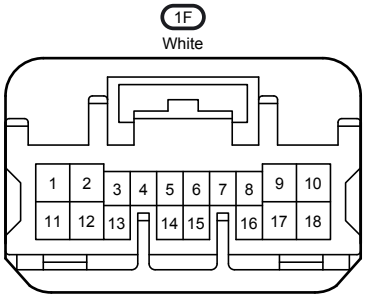
1F
White
1 2 3 4 5 6 7 8 9 10
11 12 13 14 15 16 17 18

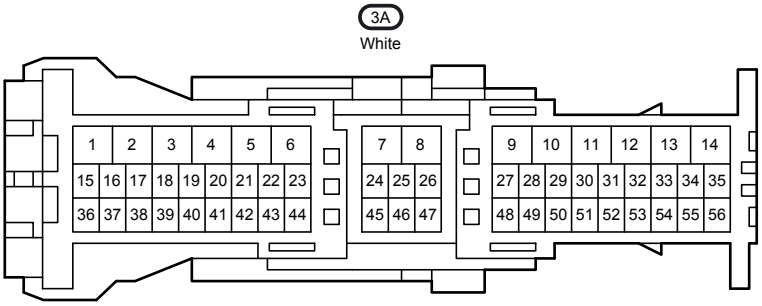
3A
White
1 2 3 4 5 6 7 8 9 10 11 12 13 14
15 16 17 18 19 20 21 22 23 24 25 26 27 28 29 30 31 32 33 34 35
36 37 38 39 40 41 42 43 44 45 46 47 48 49 50 51 52 53 54 55 56

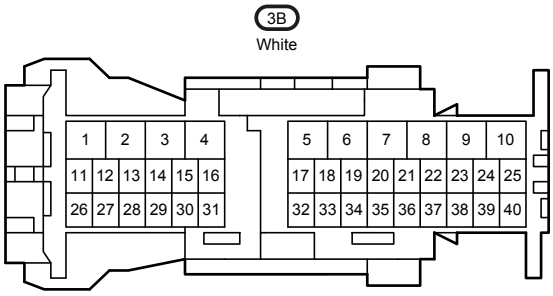
3B
White
1 2 3 4 5 6 7 8 9 10
11 12 13 14 15 16 17 18 19 20 21 22 23 24 25
26 27 28 29 30 31 32 33 34 35 36 37 38 39 40

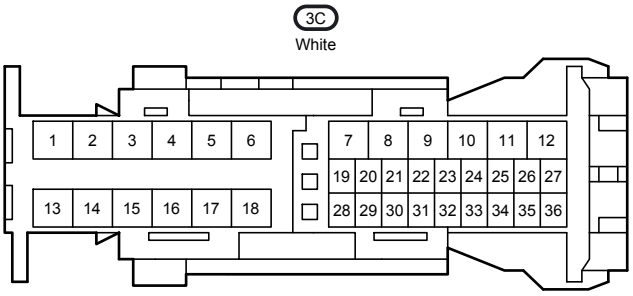
3C
White
1 2 3 4 5 6 7 8 9 10 11 12
13 14 15 16 17 18 19 20 21 22 23 24 25 26 27
28 29 30 31 32 33 34 35 36

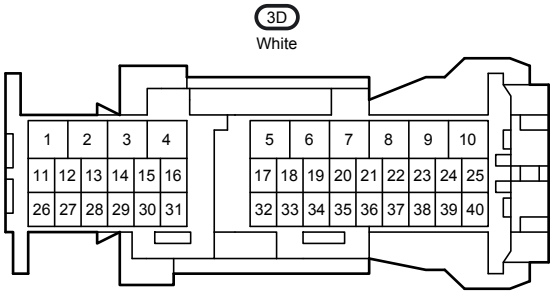
3D
White
1 2 3 4 5 6 7 8 9 10
11 12 13 14 15 16 17 18 19 20 21 22 23 24 25
26 27 28 29 30 31 32 33 34 35 36 37 38 39 40

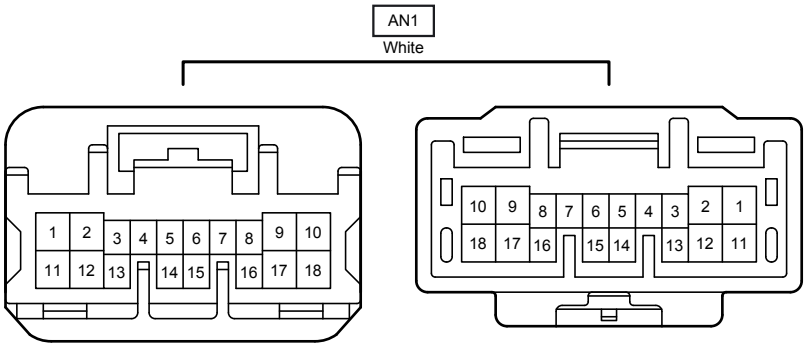
AN1
White
1 2 3 4 5 6 7 8 9 10
11 12 13 14 15 16 17 18
10 9 8 7 6 5 4 3 2 1
18 17 16 15 14 13 12 11

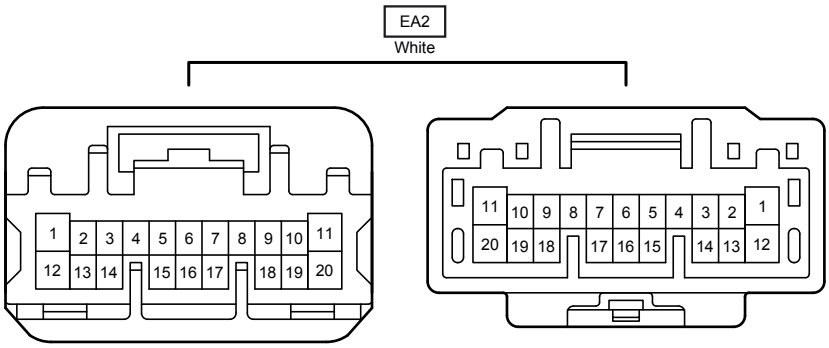
EA2
White
1 2 3 4 5 6 7 8 9 10 11
12 13 14 15 16 17 18 19 20
11 10 9 8 7 6 5 4 3 2 1
20 19 18 17 16 15 14 13 12

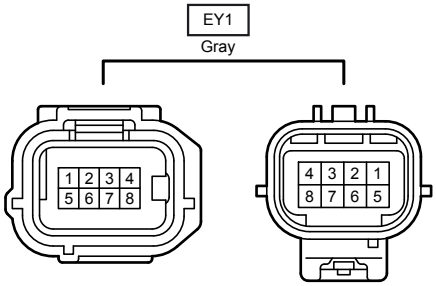
EY1
Gray
1 2 3 4
5 6 7 8
4 3 2 1
8 7 6 5

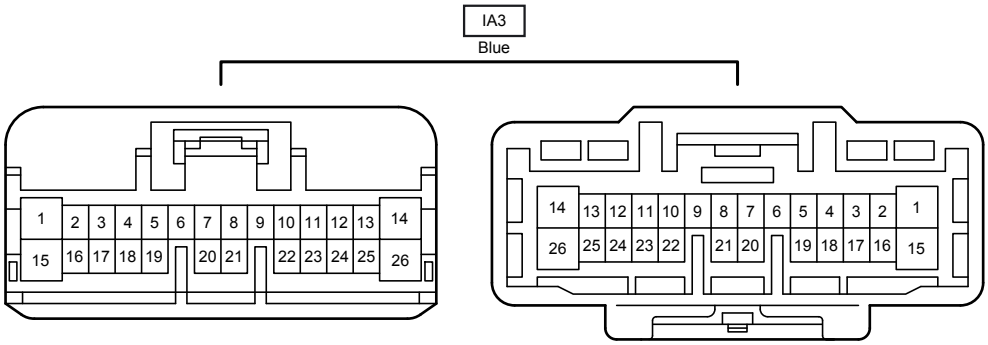
IA3
Blue
1 2 3 4 5 6 7 8 9 10 11 12 13 14
15 16 17 18 19 20 21 22 23 24 25 26
14 13 12 11 10 9 8 7 6 5 4 3 2 1
26 25 24 23 22 21 20 19 18 17 16 15

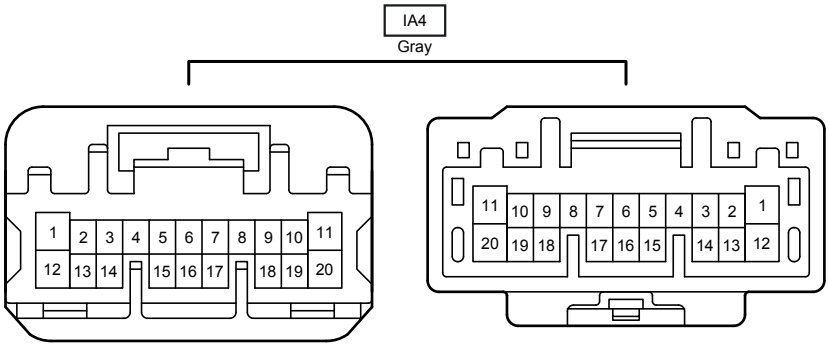
IA4
Gray
1 2 3 4 5 6 7 8 9 10 11
12 13 14 15 16 17 18 19 20
11 10 9 8 7 6 5 4 3 2 1
20 19 18 17 16 15 14 13 12

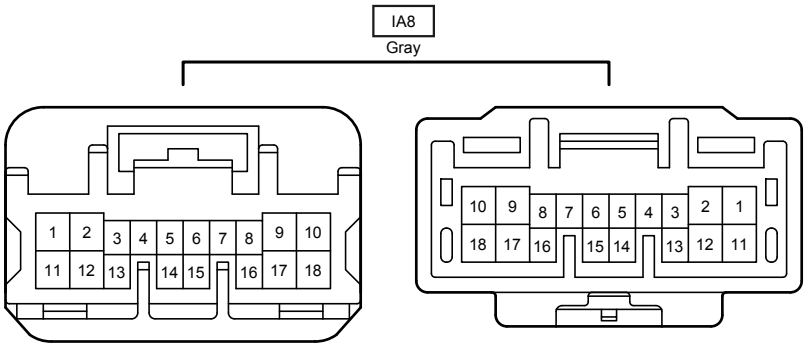
IA8
Gray
1 2 3 4 5 6 7 8 9 10
11 12 13 14 15 16 17 18
10 9 8 7 6 5 4 3 2 1
18 17 16 15 14 13 12 11

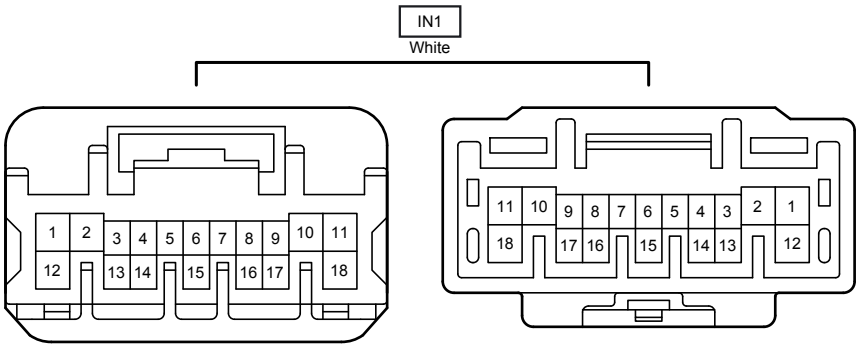
IN1
White
1 2 3 4 5 6 7 8 9 10 11
12 13 14 15 16 17 18
11 10 9 8 7 6 5 4 3 2 1
18 17 16 15 14 13 12

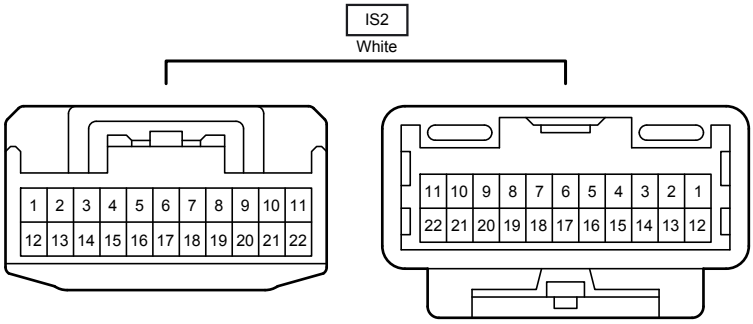
IS2
White
1 2 3 4 5 6 7 8 9 10 11
12 13 14 15 16 17 18 19 20 21 22
11 10 9 8 7 6 5 4 3 2 1
22 21 20 19 18 17 16 15 14 13 12