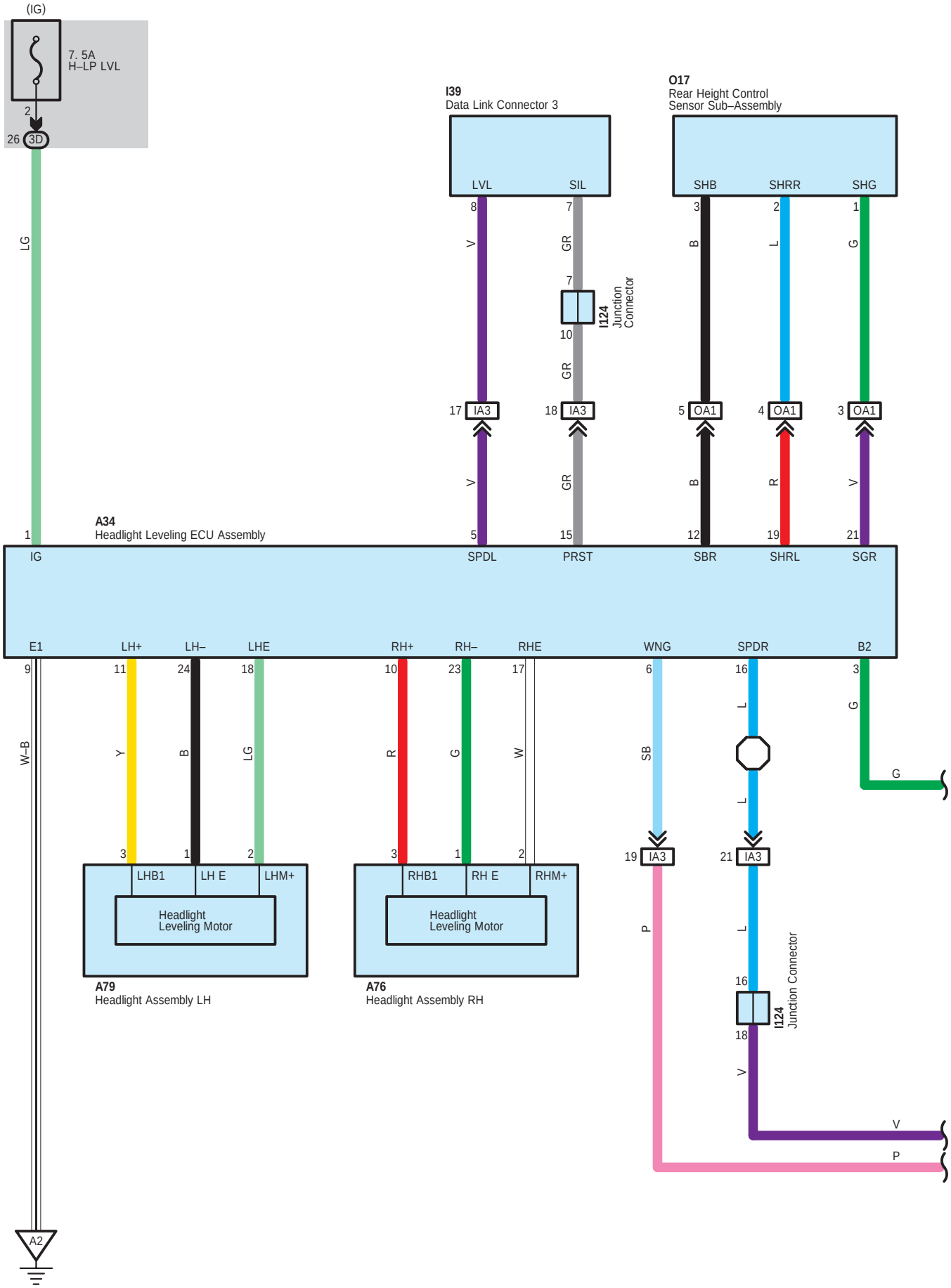
(IG)
7. 5A
H–LP LVL
2
26 3D
LG
I39
Data Link Connector 3
LVL
SIL
8
7
V
GR
7
I124
Junction
Connector
10
GR
17 IA3
18 IA3
V
GR
O17
Rear Height Control
Sensor Sub–Assembly
SHB
SHRR
SHG
3
2
1
B
L
G
5 OA1
4 OA1
3 OA1
B
R
V
1
A34
Headlight Leveling ECU Assembly
IG
5
SPDL
15
PRST
12
SBR
19
SHRL
21
SGR
E1
LH+
LH–
LHE
RH+
RH–
RHE
WNG
SPDR
B2
9
11
24
18
10
23
17
6
16
3
W–B
Y
B
LG
R
G
W
SB
L
G
L
G
3
1
2
3
1
2
19 IA3
21 IA3
LHB1
LH E
LHM+
Headlight
Leveling Motor
RHB1
RH E
RHM+
Headlight
Leveling Motor
P
L
16
I124
Junction Connector
18
V
V
P
A79
Headlight Assembly LH
A76
Headlight Assembly RH
A2

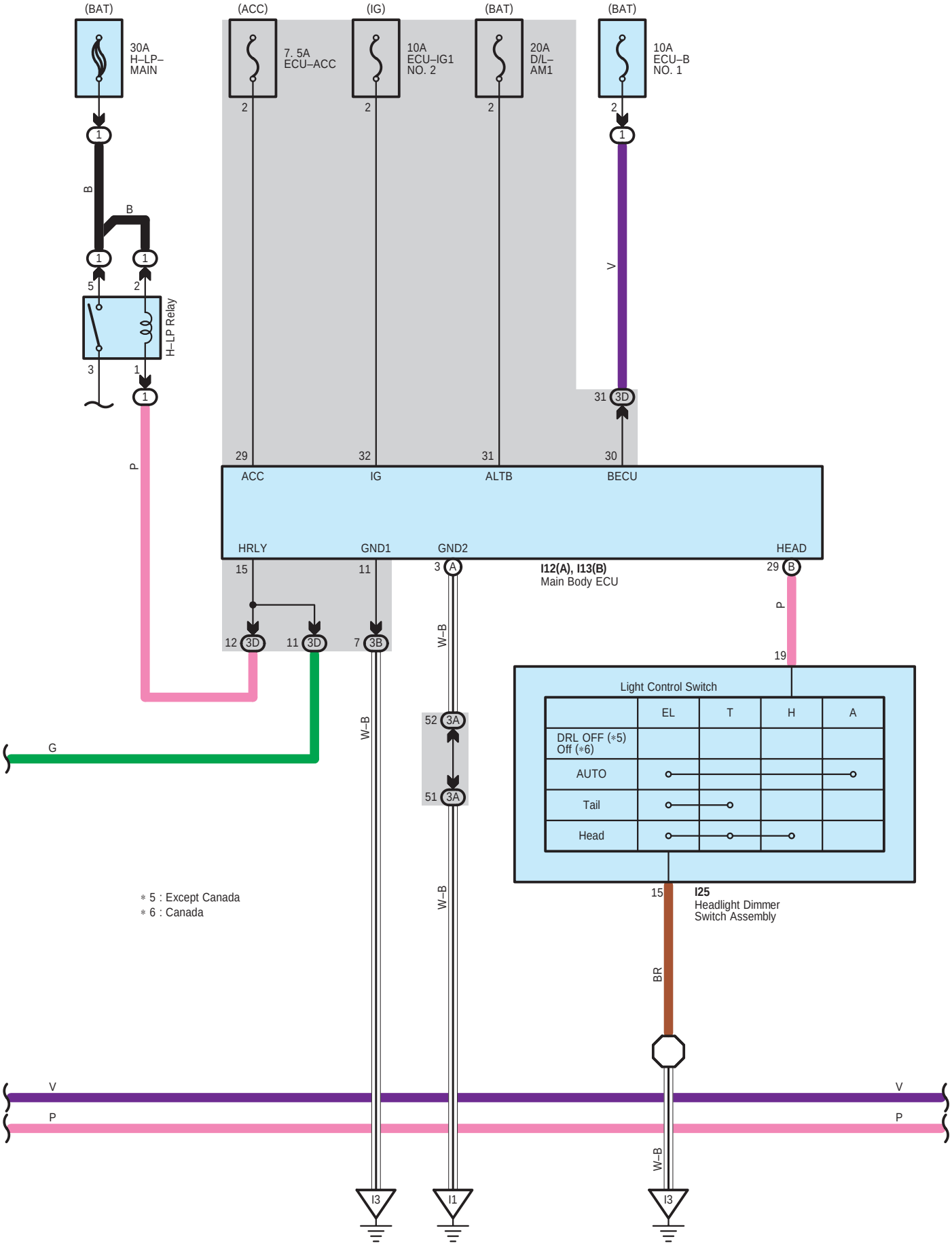
(BAT)
30A
H–LP–
MAIN
(ACC)
7. 5A
ECU–ACC
(IG)
10A
ECU–IG1
NO. 2
(BAT)
20A
D/L–
AM1
(BAT)
10A
ECU–B
NO. 1
H–LP Relay
ACC
IG
ALTB
BECU
HRLY
GND1
GND2
HEAD
I12(A), I13(B)
Main Body ECU
Light Control Switch
EL
T
H
A
DRL OFF (∗5)
Off (∗6)
AUTO
Tail
Head
I25
Headlight Dimmer
Switch Assembly
∗ 5 : Except Canada
∗ 6 : Canada
I3
I1
I3

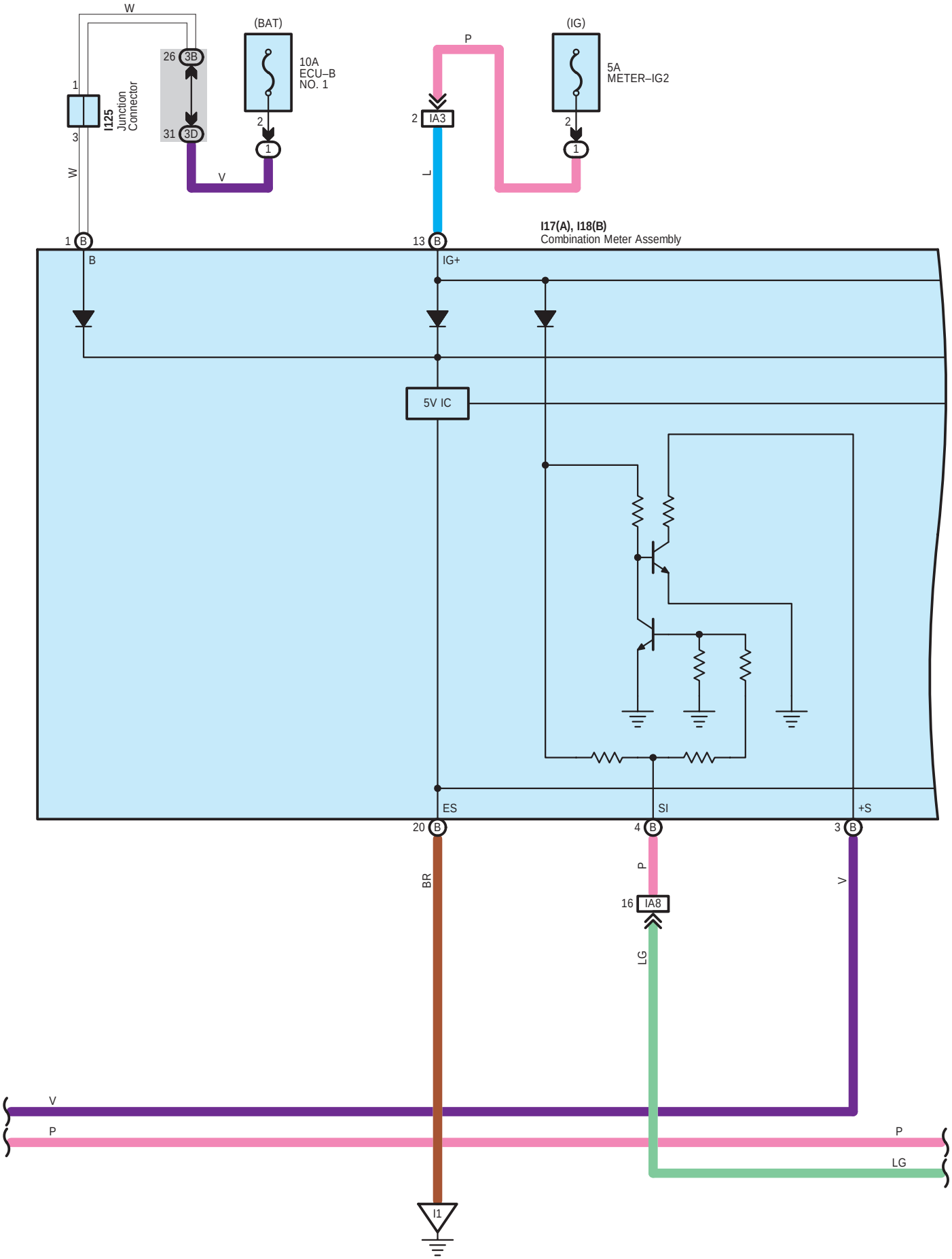
W
(BAT)
10A
ECU–B
NO. 1
26 3B
31 3D
1
3
I125
Junction
Connector
W
V
2
1
P
(IG)
5A
METER–IG2
2 IA3
L
2
1
I17(A), I18(B)
Combination Meter Assembly
1 B
B
13 B
IG+
5V IC
ES
SI
+S
20 B
4 B
3 B
BR
P
16 IA8
LG
V
V
P
P
LG
I1

∗1 : 2GR–FE
∗2 : 2AR–FE
∗3 : w/ Dynamic Radar Cruise Control
∗4 : w/o Dynamic Radar Cruise Control

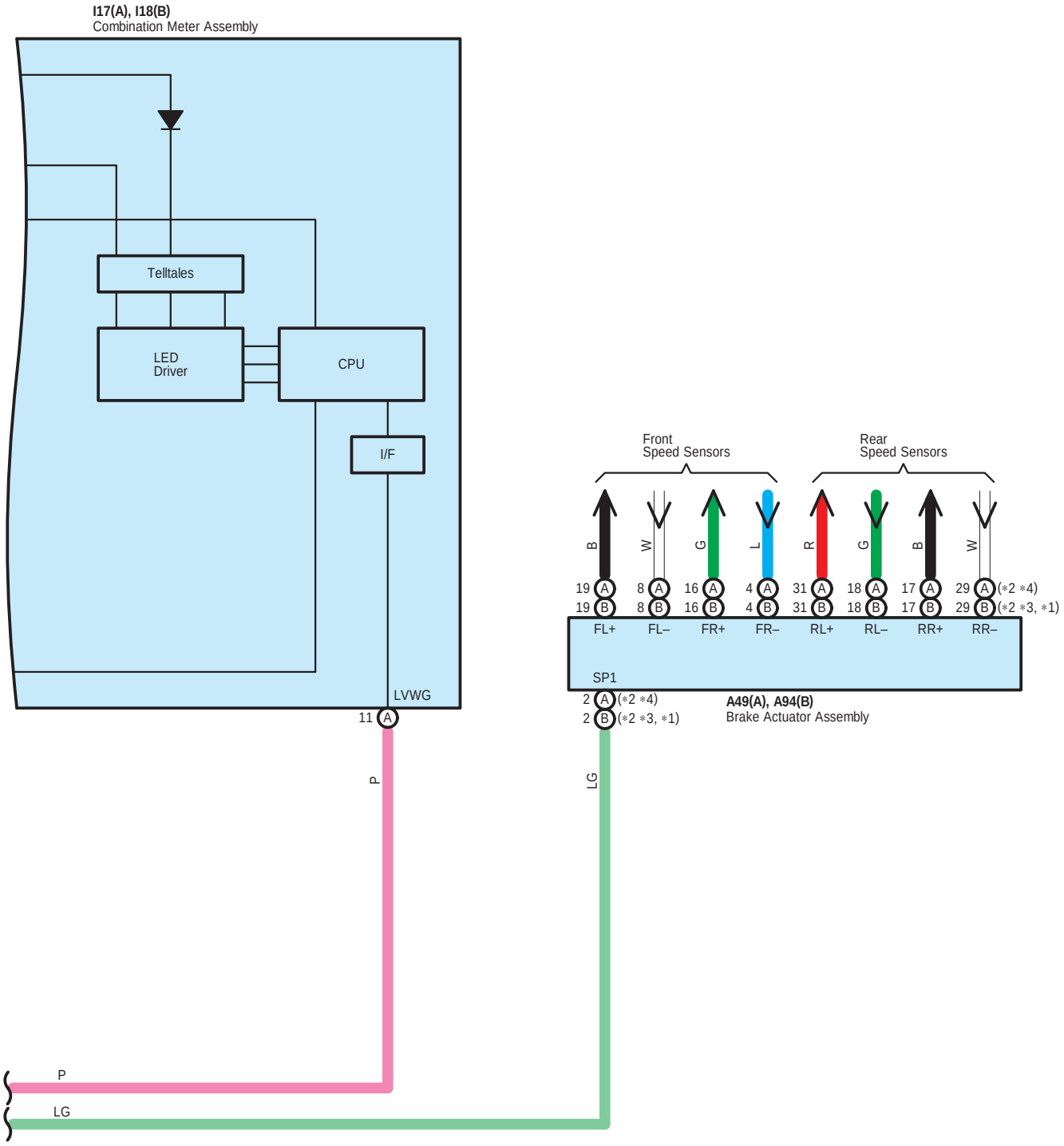

A 34
White

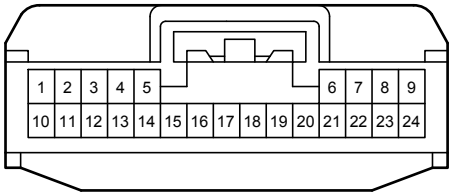

A 49
Black

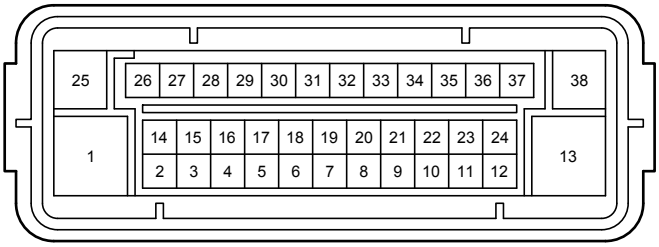

A 76
Black



(Headlight Leveling Motor)

A 79
Black

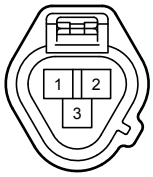

(Headlight Leveling Motor)

A 94
Black

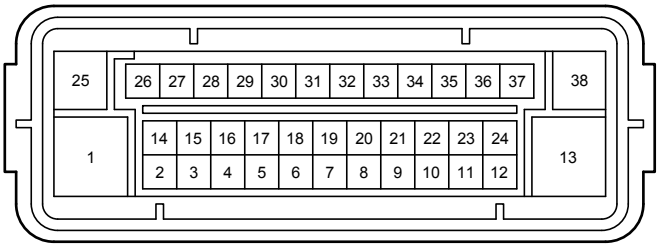

I 12
White

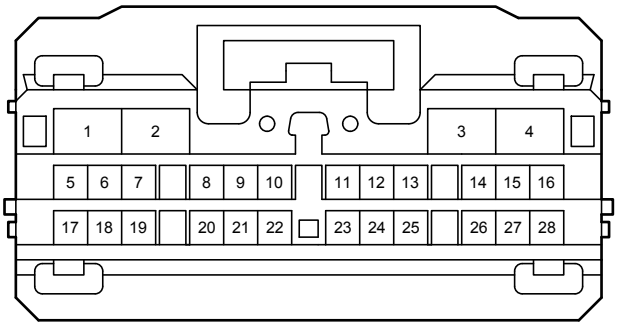

I 13
White

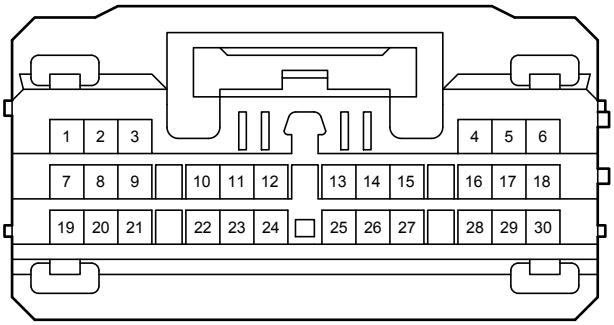

I 17
Black

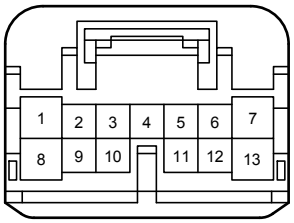

I 18
Black

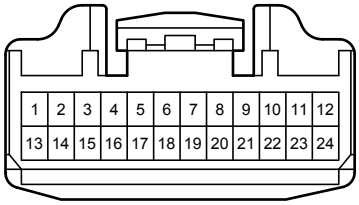

I 25
Black

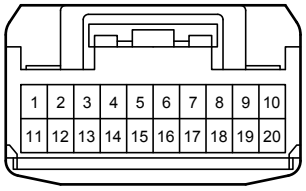

I 39
White

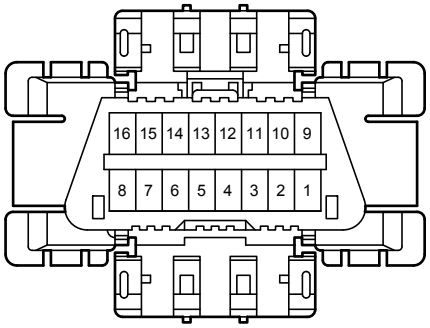

I124
White

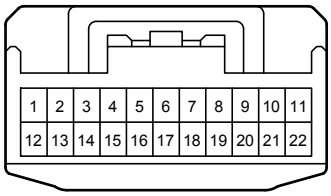

I125
Gray

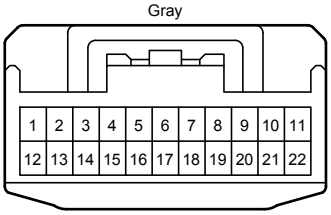

O 17
Black



3A
White

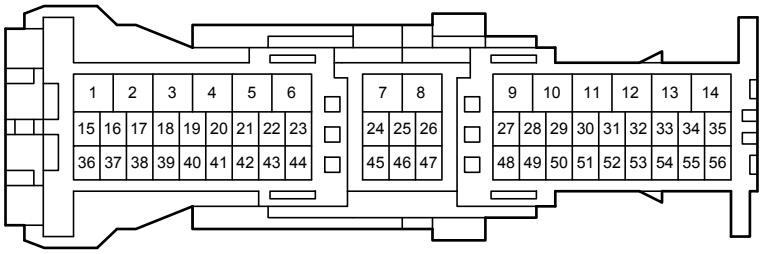

3B
White

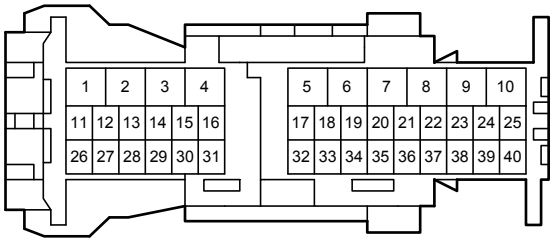

3D
White

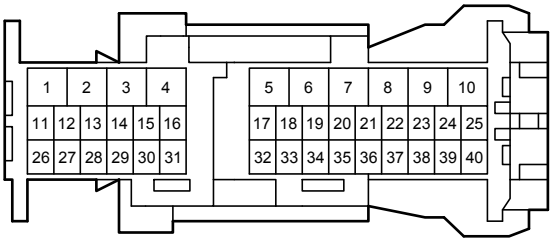

IA3
Blue

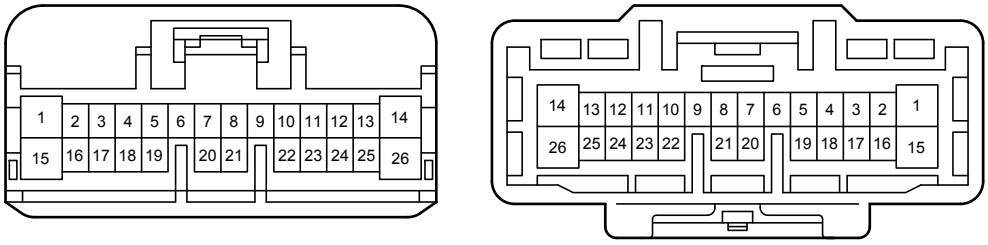

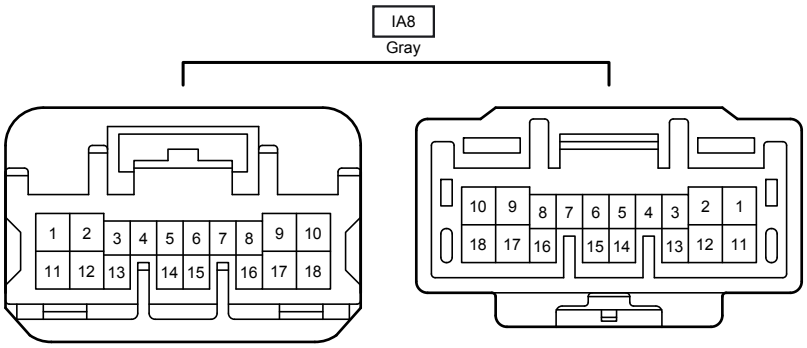
IA8
Gray
1 2 3 4 5 6 7 8 9 10
11 12 13 14 15 16 17 18
10 9 8 7 6 5 4 3 2 1
18 17 16 15 14 13 12 11

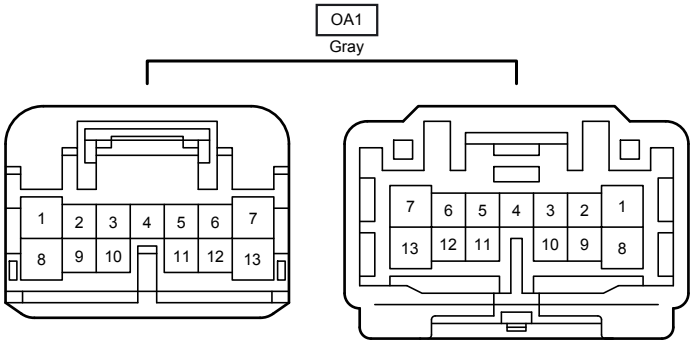
OA1
Gray
1 2 3 4 5 6 7
8 9 10 11 12 13
7 6 5 4 3 2 1
13 12 11 10 9 8