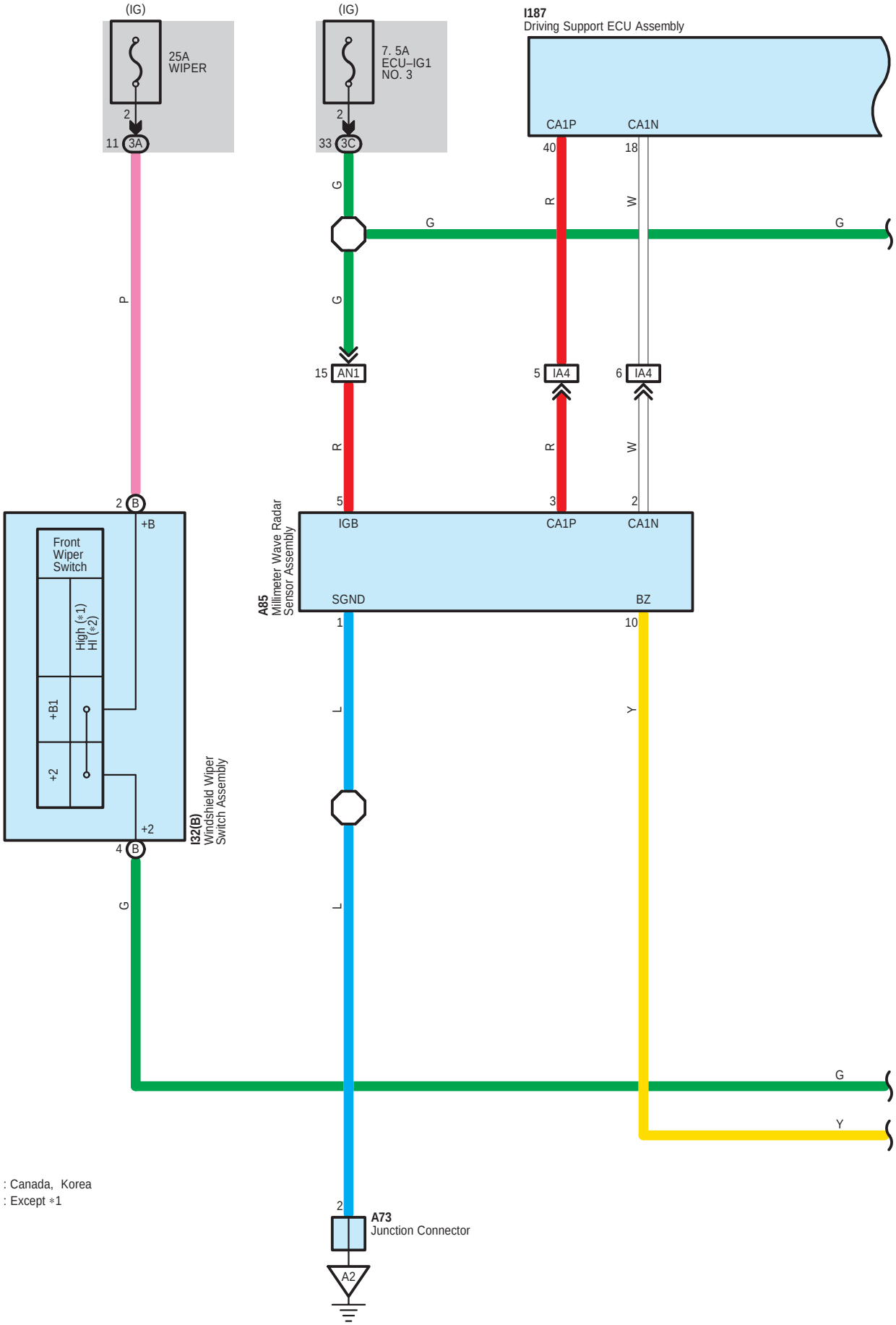

* 1 : Canada, Korea
* 2 : Except *1

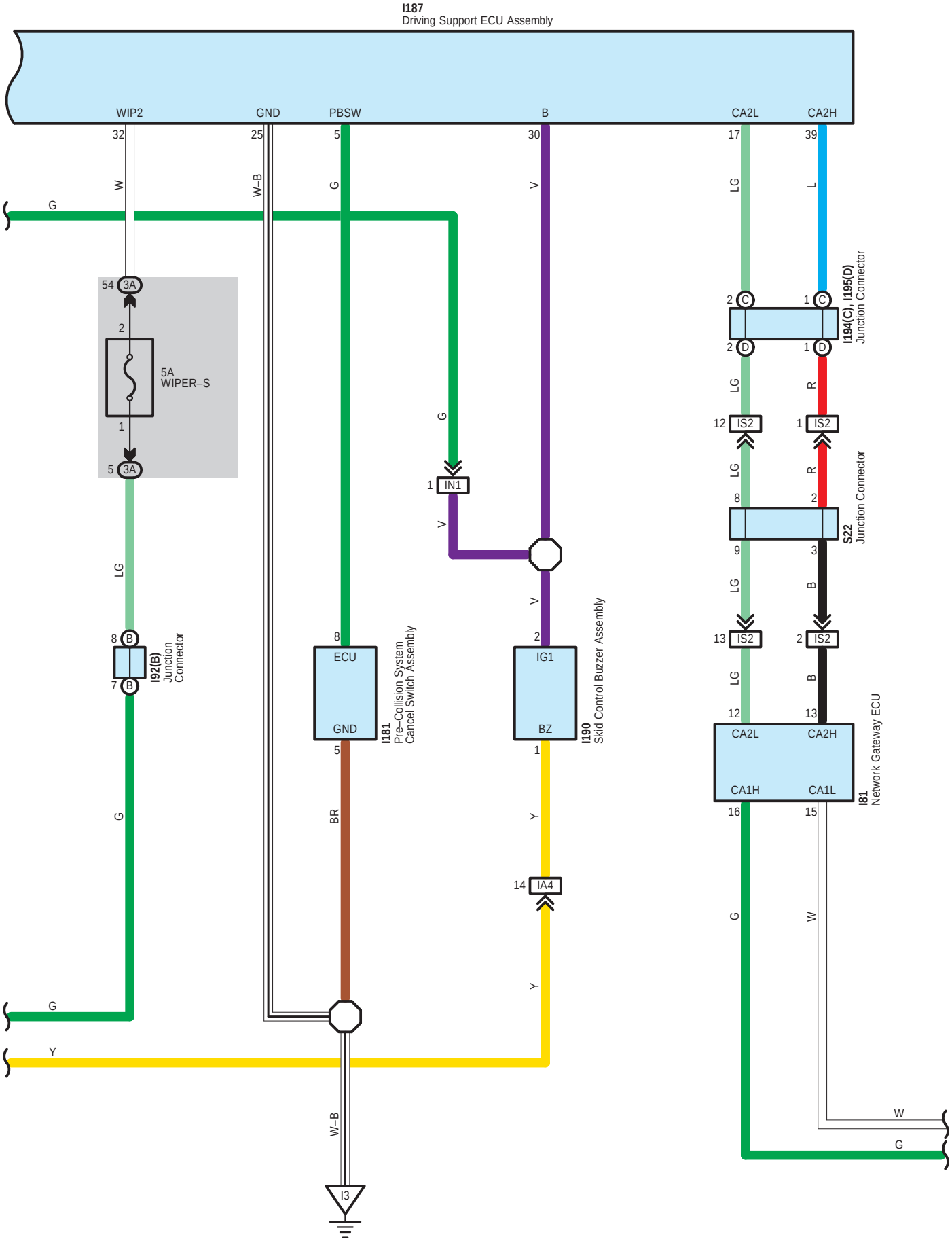
I187
Driving Support ECU Assembly
WIP2
GND
PBSW
B
CA2L
CA2H
32
25
5
30
17
39
W
W–B
G
V
LG
L
G
54 3A
2
5A
WIPER–S
1
5 3A
LG
8 B
7 B
I92(B)
Junction
Connector
G
G
Y
2 C
1 C
2 D
1 D
I194(C), I195(D)
Junction Connector
LG
R
12 IS2
1 IS2
G
1 IN1
V
LG
R
8
2
S22
Junction Connector
9
3
LG
B
V
8
ECU
GND
I181
Pre–Collision System
Cancel Switch Assembly
5
BR
W–B
I3
2
IG1
BZ
I190
Skid Control Buzzer Assembly
1
Y
14 IA4
Y
13 IS2
2 IS2
LG
B
12
13
CA2L
CA2H
CA1H
CA1L
I81
Network Gateway ECU
16
15
G
W
W
G

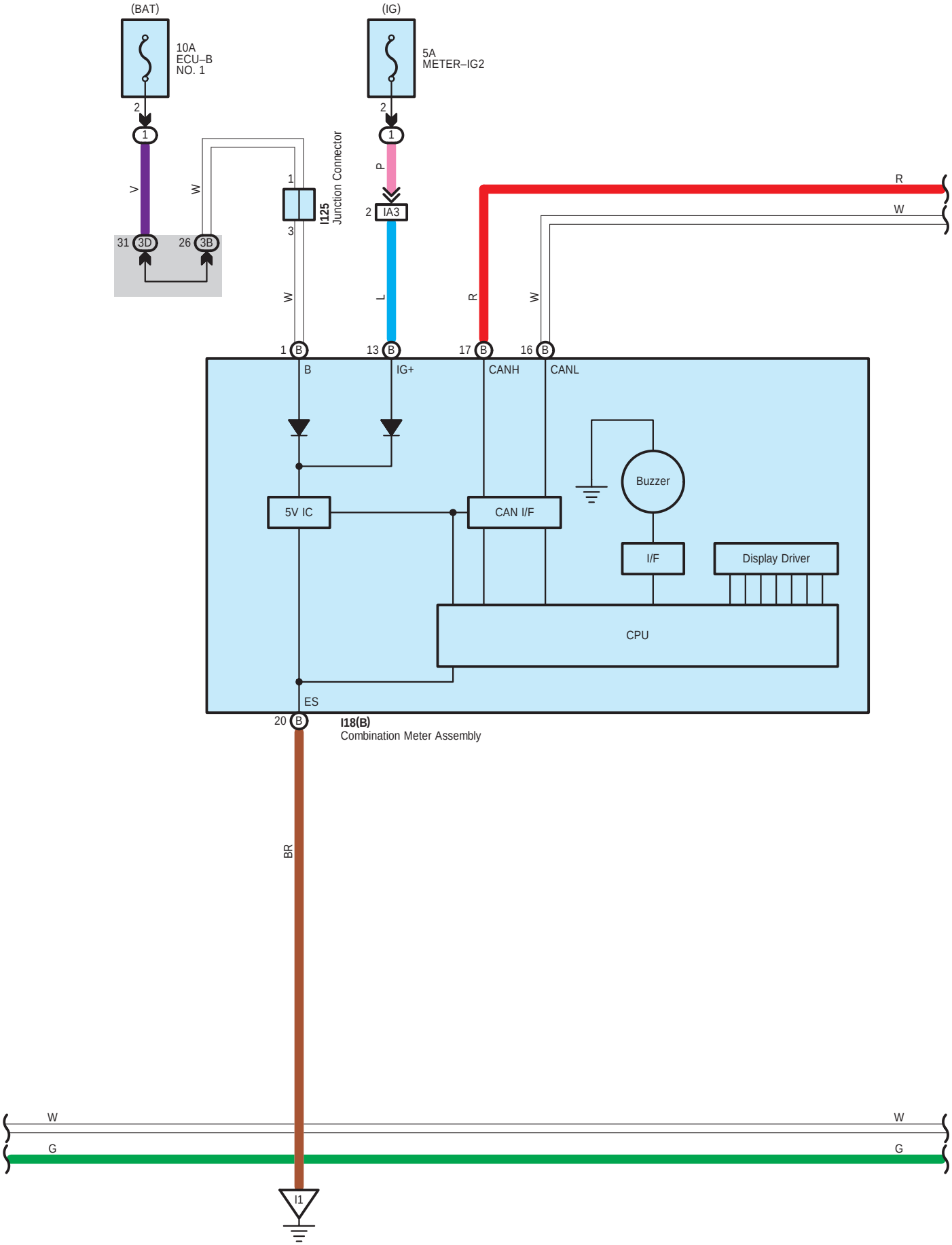
(BAT)
10A
ECU–B
NO. 1
(IG)
5A
METER–IG2
2
1
V
W
P
1
3
I125
Junction Connector
2
IA3
31
3D
26
3B
L
R
W
R
W
1
B
13
B
17
B
16
B
B
IG+
CANH
CANL
Buzzer
5V IC
CAN I/F
I/F
Display Driver
CPU
ES
20
B
I18(B)
Combination Meter Assembly
BR
W
G
W
G
I1

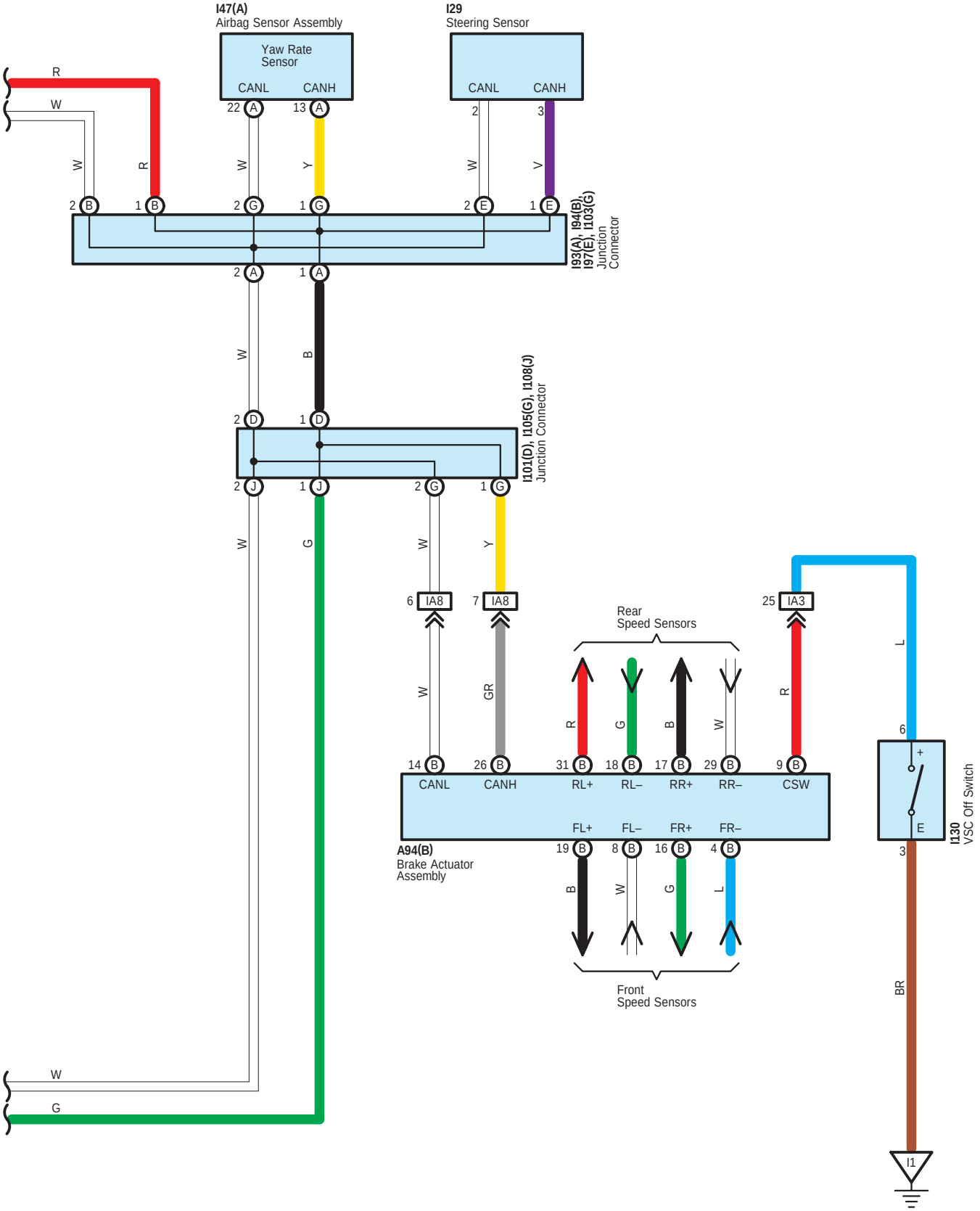
I47(A)
Airbag Sensor Assembly
Yaw Rate Sensor
CANL
CANH
I29
Steering Sensor
CANL
CANH
I93(A), I94(B), I97(E), I103(G) Junction Connector
I101(D), I105(G), I108(J) Junction Connector
IA8
IA8
IA3
Rear Speed Sensors
Front Speed Sensors
A94(B)
Brake Actuator Assembly
CANL
CANH
RL+
RL–
RR+
RR–
CSW
FL+
FL–
FR+
FR–
I130
VSC Off Switch
I1

A 73
Gray



A 85
Black

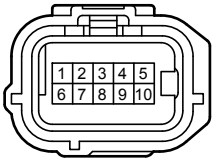

A 94
Black

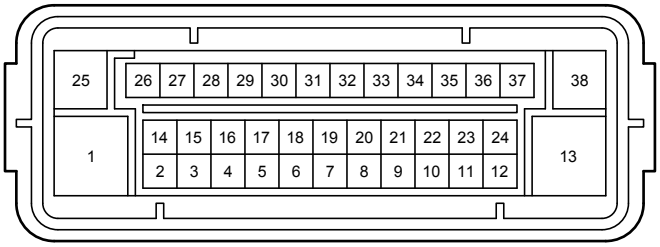

I 18
Black

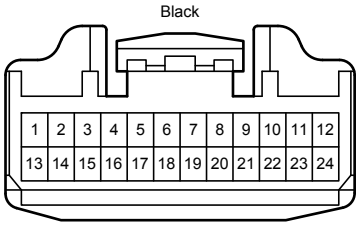

I 29
Blue

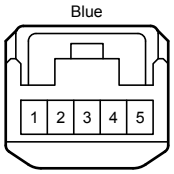

I 32
White

I 47
Yellow

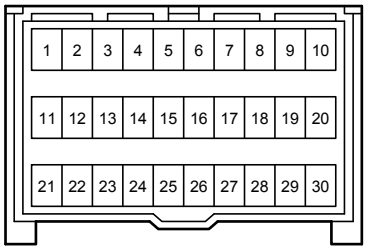

I 81
White

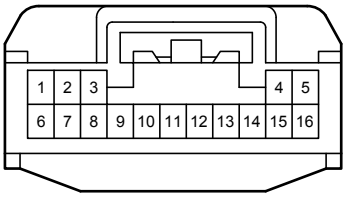

I 92
Gray



I 93
White

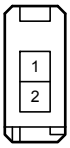

I 94
White

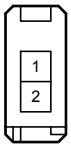

I 97
White

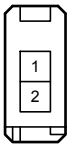

I101
White

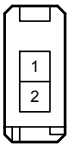

I103
White

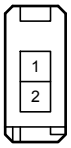

I105
White

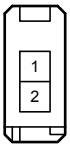

I108
White

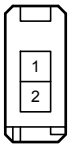

I125
Gray

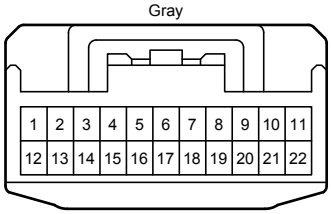

I130
Black

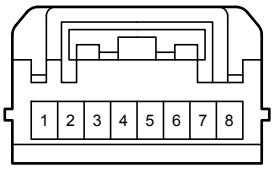

I181
White



I187
White

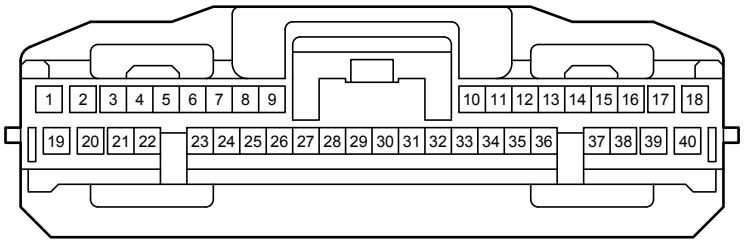

I190
Blue



I194
White

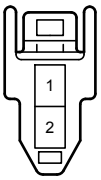

I195
White

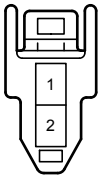

S 22
White

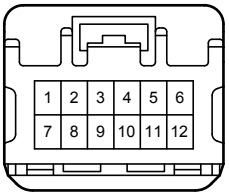

3A
White

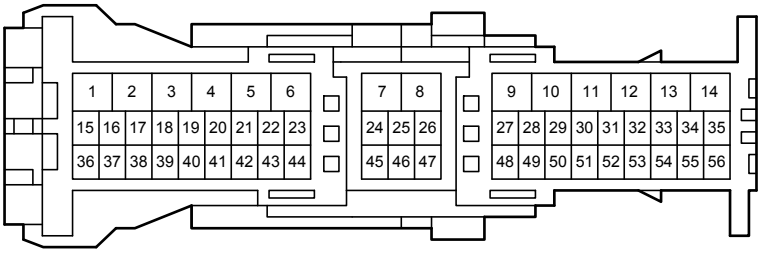

3B
White

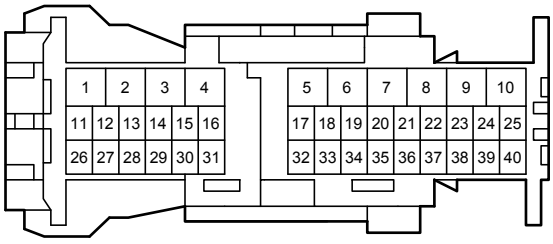

3C
White

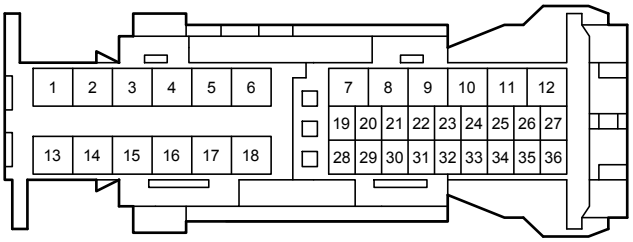

3D
White

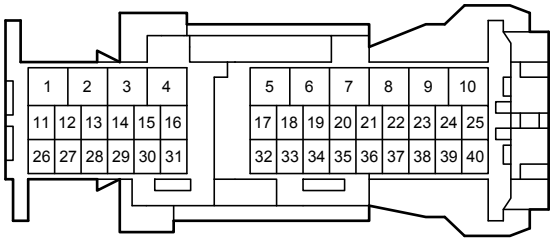

AN1
White

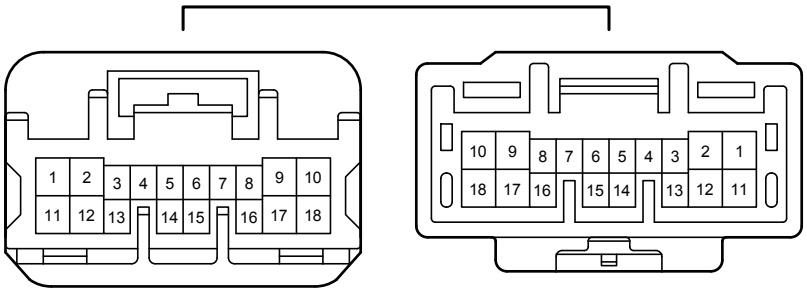

IA3
Blue

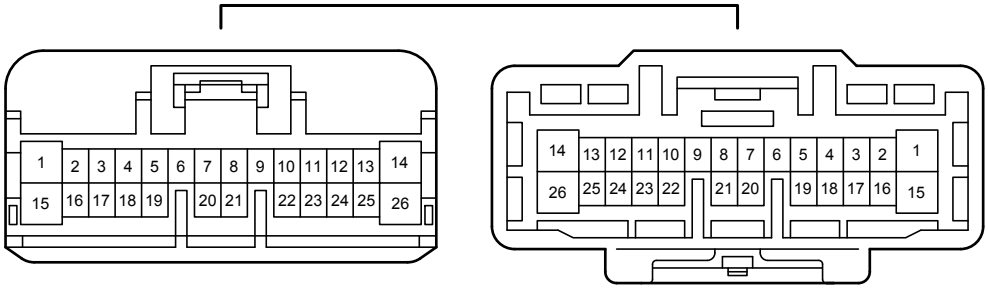

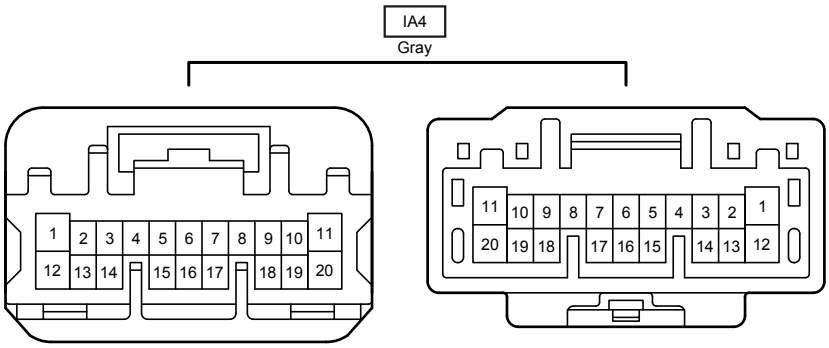
IA4
Gray
1 2 3 4 5 6 7 8 9 10 11
12 13 14 15 16 17 18 19 20
11 10 9 8 7 6 5 4 3 2 1
20 19 18 17 16 15 14 13 12

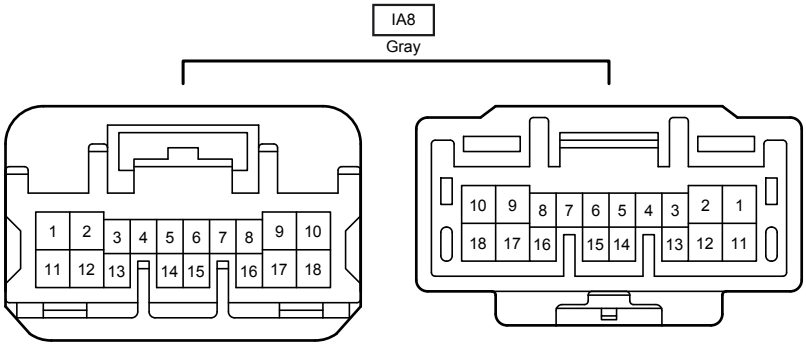
IA8
Gray
1 2 3 4 5 6 7 8 9 10
11 12 13 14 15 16 17 18
10 9 8 7 6 5 4 3 2 1
18 17 16 15 14 13 12 11

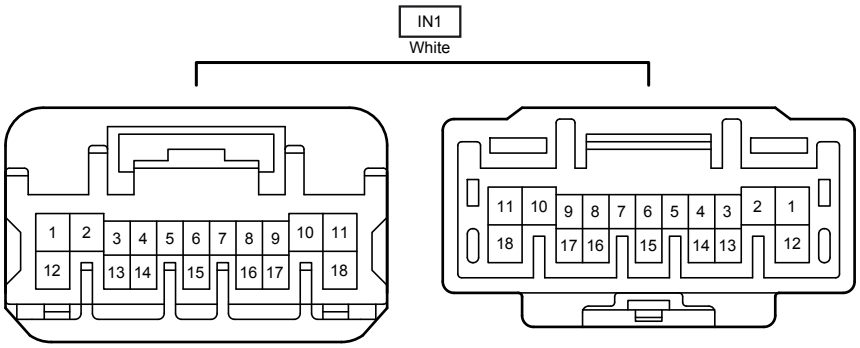
IN1
White
1 2 3 4 5 6 7 8 9 10 11
12 13 14 15 16 17 18
11 10 9 8 7 6 5 4 3 2 1
18 17 16 15 14 13 12

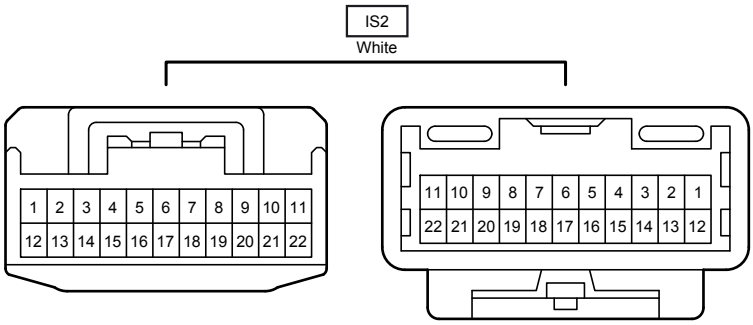
IS2
White
1 2 3 4 5 6 7 8 9 10 11
12 13 14 15 16 17 18 19 20 21 22
11 10 9 8 7 6 5 4 3 2 1
22 21 20 19 18 17 16 15 14 13 12