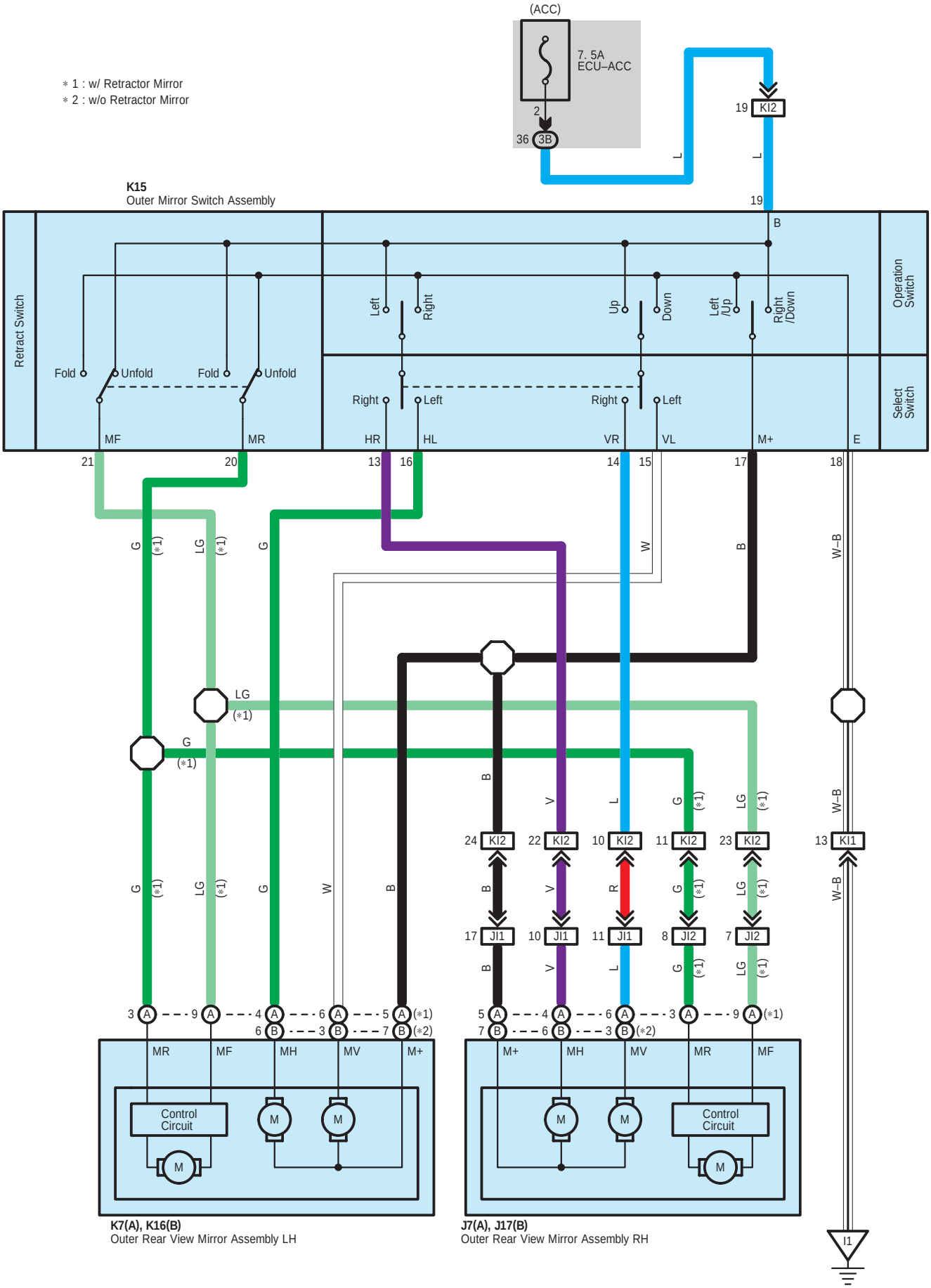
(ACC)
7. 5A
ECU–ACC
2
36 3B
19 KI2
L
L
∗ 1 : w/ Retractor Mirror
∗ 2 : w/o Retractor Mirror
K15
Outer Mirror Switch Assembly
19
B
Retract Switch
Operation Switch
Select Switch
Left
Right
Up
Down
Left /Up
Right /Down
Fold
Unfold
Fold
Unfold
Right
Left
Right
Left
MF
MR
HR
HL
VR
VL
M+
E
21
20
13
16
14
15
17
18
G (∗1)
LG (∗1)
G
W
B
W–B
LG (∗1)
G (∗1)
24 KI2
22 KI2
10 KI2
11 KI2
23 KI2
13 KI1
17 JI1
10 JI1
11 JI1
8 JI2
7 JI2
3 A
9 A
4 A
6 A
5 A (∗1)
6 B
3 B
7 B (∗2)
5 A
4 A
6 A
3 A
9 A (∗1)
7 B
6 B
3 B (∗2)
MR
MF
MH
MV
M+
M+
MH
MV
MR
MF
Control Circuit
M
M
M
Control Circuit
M
I1
K7(A), K16(B)
Outer Rear View Mirror Assembly LH
J7(A), J17(B)
Outer Rear View Mirror Assembly RH

J 7
White

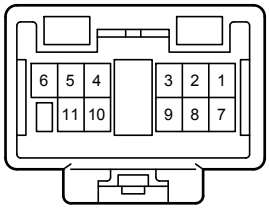

J 17
White

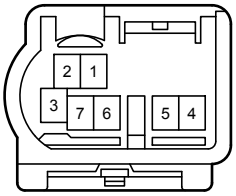

K 7
White

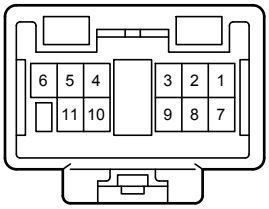

K 15
White

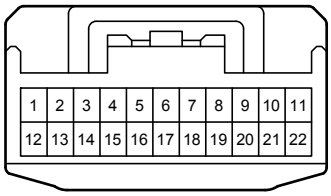

K 16
White

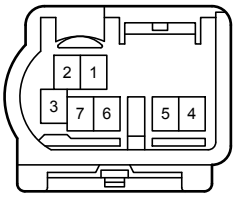

3B
White

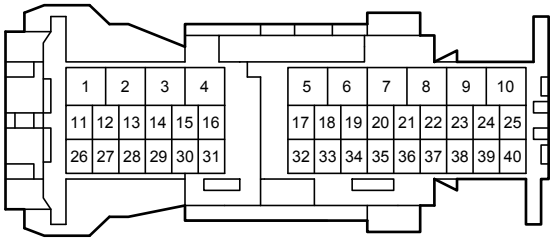

JI1
Gray

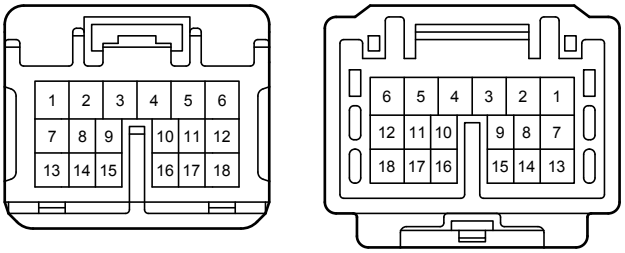

JI2
Blue

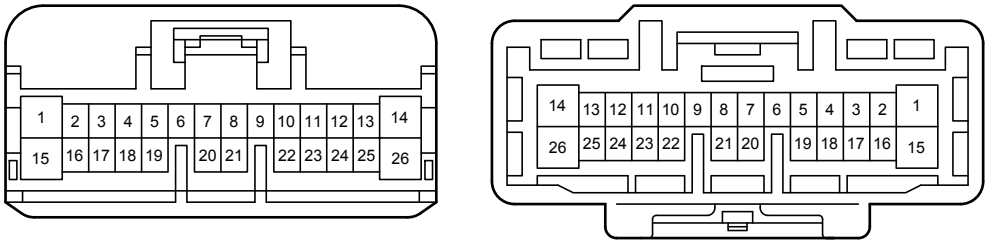

KI1
White

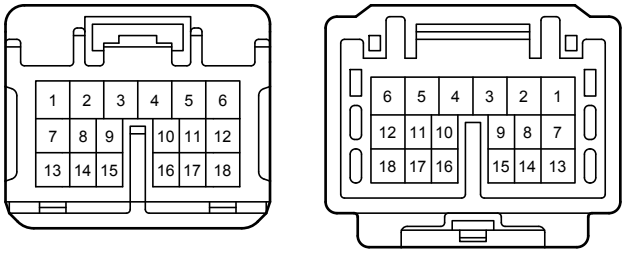

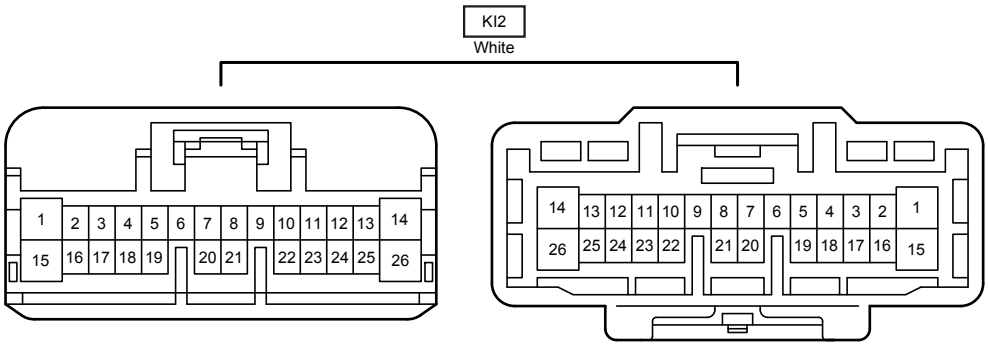
KI2
White
1 2 3 4 5 6 7 8 9 10 11 12 13 14
15 16 17 18 19 20 21 22 23 24 25 26
14 13 12 11 10 9 8 7 6 5 4 3 2 1
26 25 24 23 22 21 20 19 18 17 16 15