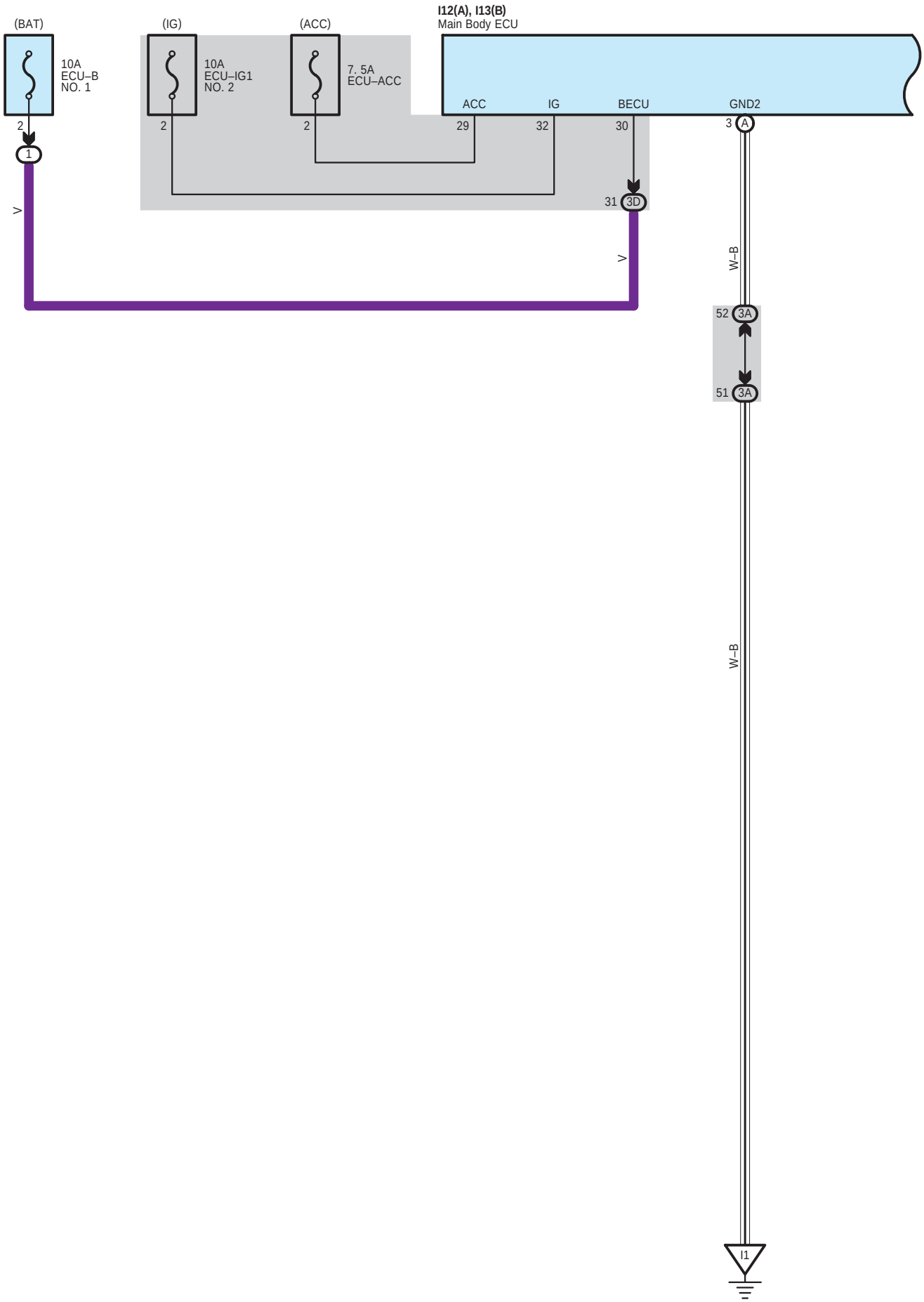
(BAT)
10A
ECU–B
NO. 1
2
1
V
(IG)
10A
ECU–IG1
NO. 2
2
(ACC)
7. 5A
ECU–ACC
2
I12(A), I13(B)
Main Body ECU
ACC
IG
BECU
GND2
29
32
30
31
3D
V
3
A
W–B
52
3A
51
3A
W–B
I1

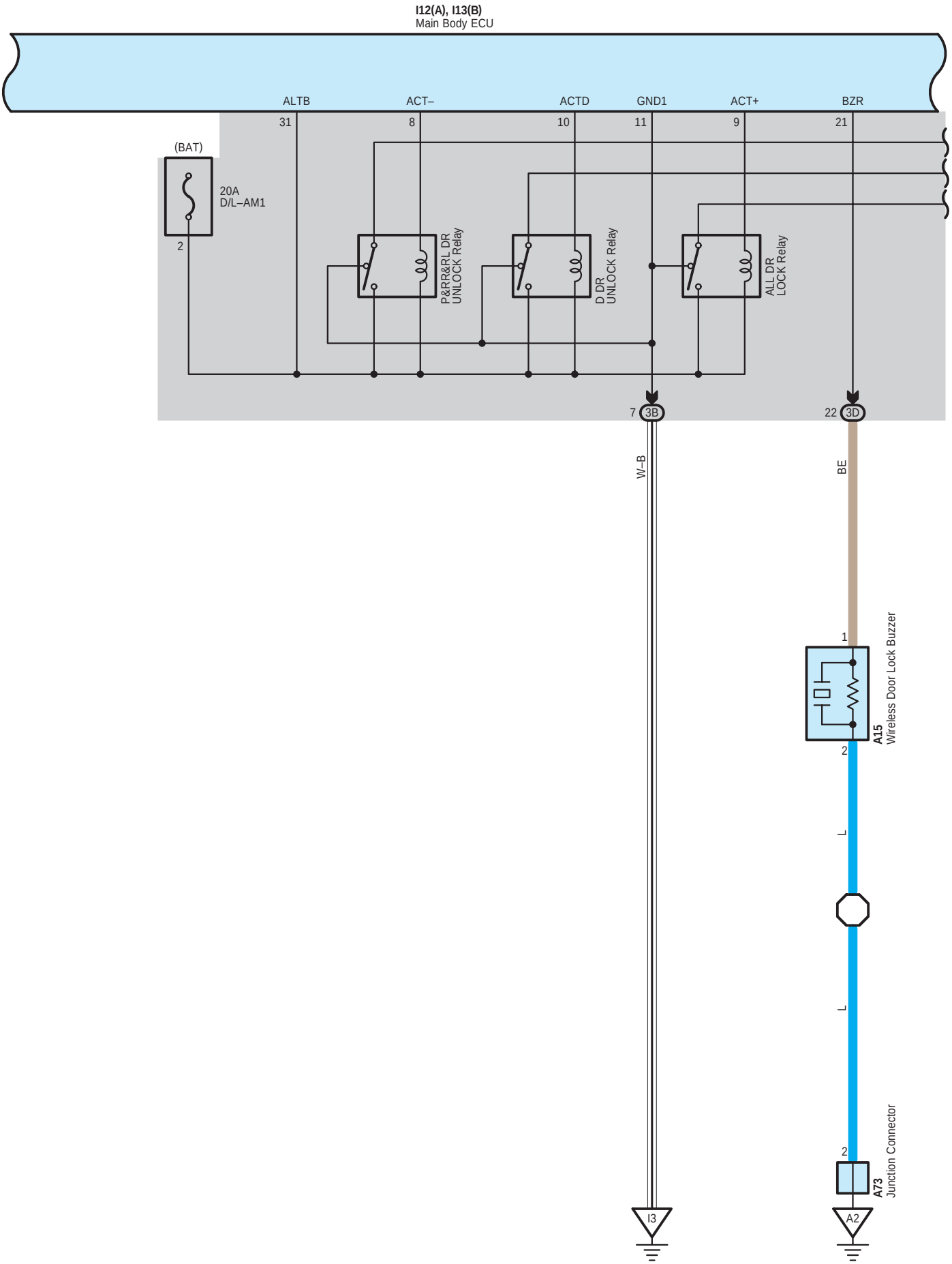
I12(A), I13(B)
Main Body ECU
ALTB
ACT–
ACTD
GND1
ACT+
BZR
31
8
10
11
9
21
(BAT)
20A
D/L–AM1
2
P&RR&RL DR
UNLOCK Relay
D DR
UNLOCK Relay
ALL DR
LOCK Relay
7
3B
22
3D
W–B
BE
1
A15
Wireless Door Lock Buzzer
2
L
L
2
A73
Junction Connector
I3
A2

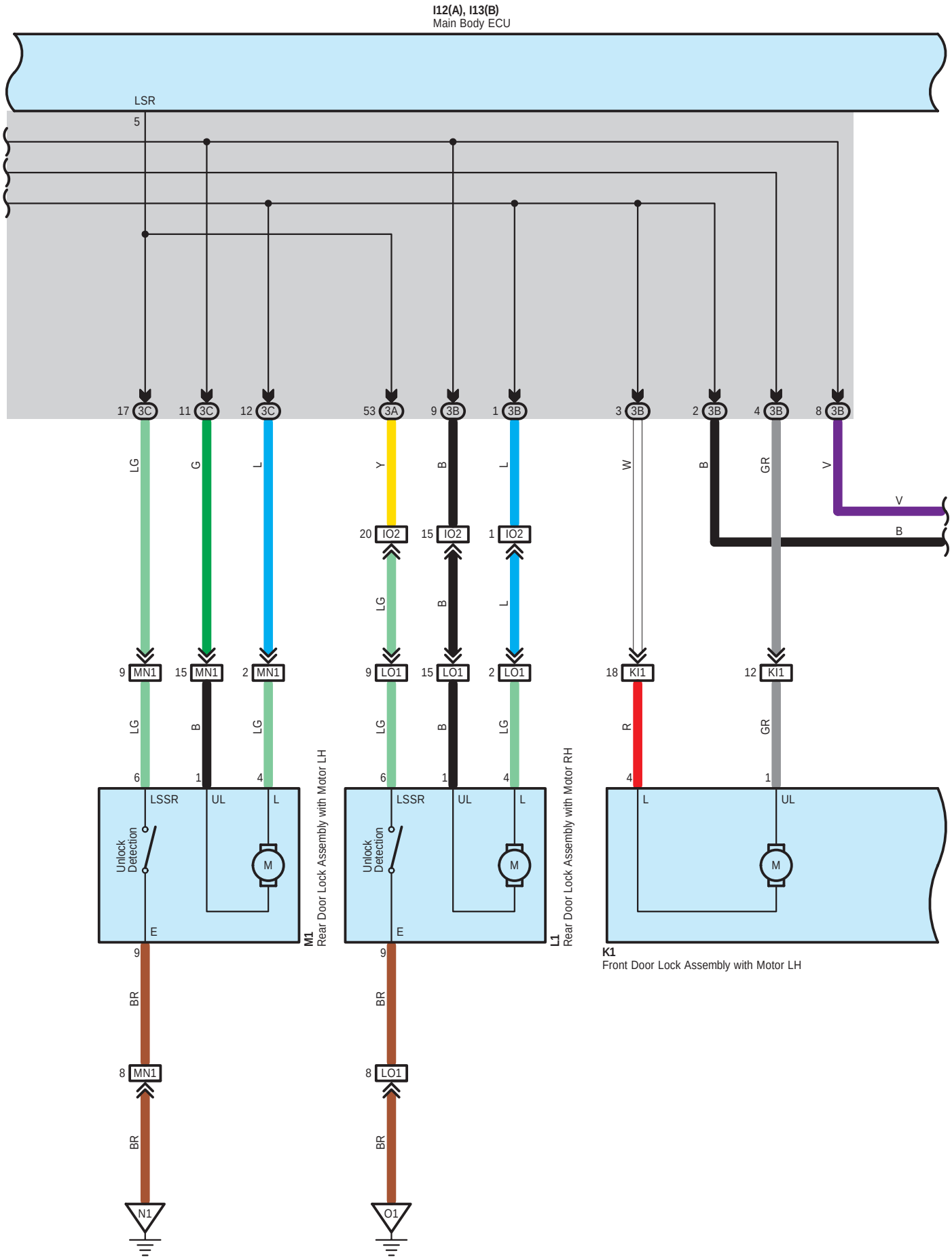
I12(A), I13(B)
Main Body ECU
LSR
5
17 3C
11 3C
12 3C
53 3A
9 3B
1 3B
3 3B
2 3B
4 3B
8 3B
LG
G
L
Y
B
L
W
B
GR
V
V
B
20 IO2
15 IO2
1 IO2
LG
B
L
9 MN1
15 MN1
2 MN1
9 LO1
15 LO1
2 LO1
18 KI1
12 KI1
LG
B
LG
LG
B
LG
R
GR
6
1
4
6
1
4
4
1
LSSR
UL
L
LSSR
UL
L
L
UL
Unlock Detection
M
Unlock Detection
M
M
E
E
M1
Rear Door Lock Assembly with Motor LH
L1
Rear Door Lock Assembly with Motor RH
K1
Front Door Lock Assembly with Motor LH
9
9
BR
BR
8 MN1
8 LO1
BR
BR
N1
O1

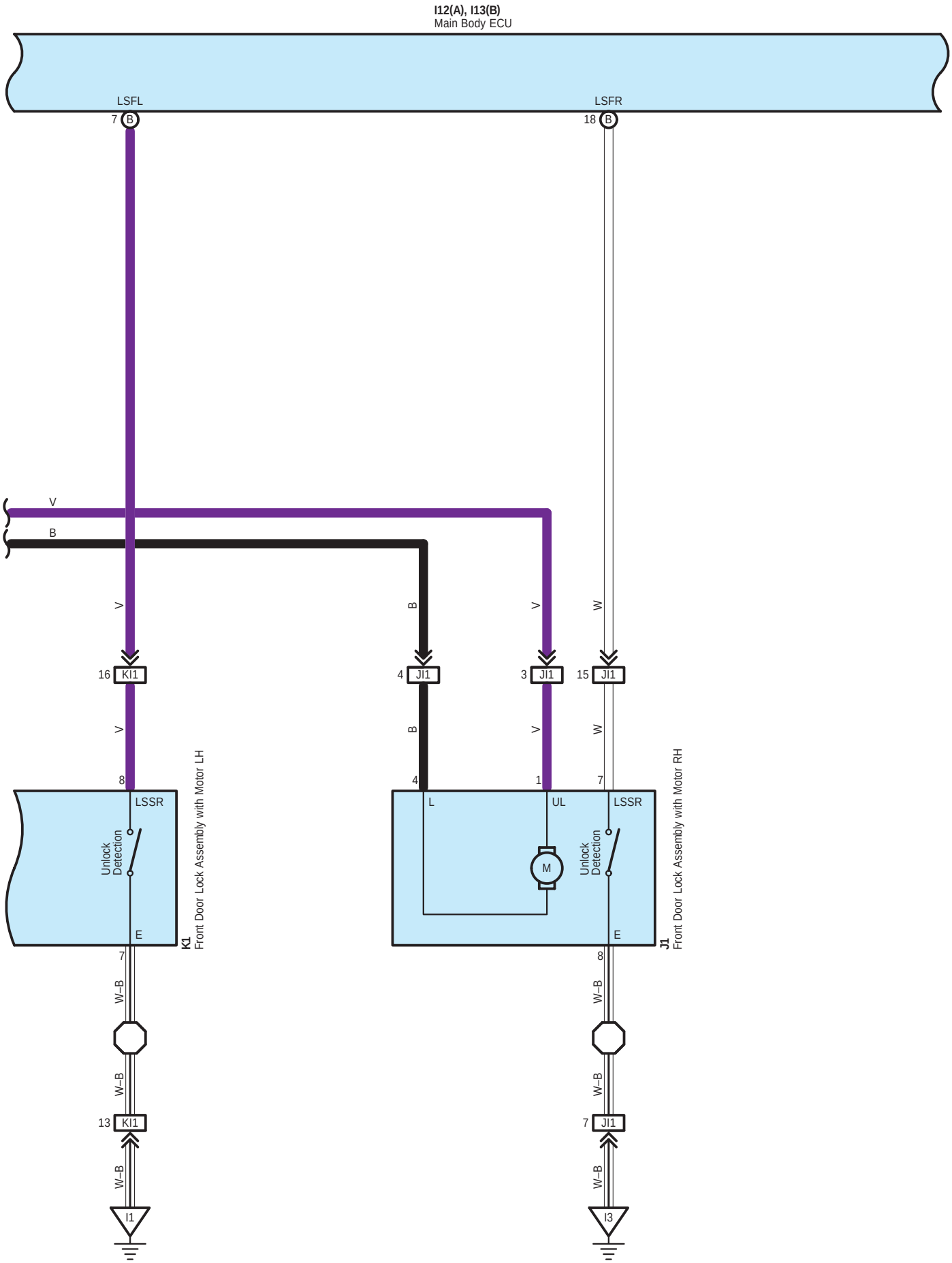
I12(A), I13(B)
Main Body ECU
LSFL
7 B
LSFR
18 B
V
B
V
B
V
W
16 KI1
4 JI1
3 JI1
15 JI1
V
B
V
W
8
LSSR
Unlock Detection
E
K1
Front Door Lock Assembly with Motor LH
4
L
1
UL
M
7
LSSR
Unlock Detection
E
J1
Front Door Lock Assembly with Motor RH
7
W–B
W–B
13 KI1
W–B
I1
8
W–B
W–B
7 JI1
W–B
I3

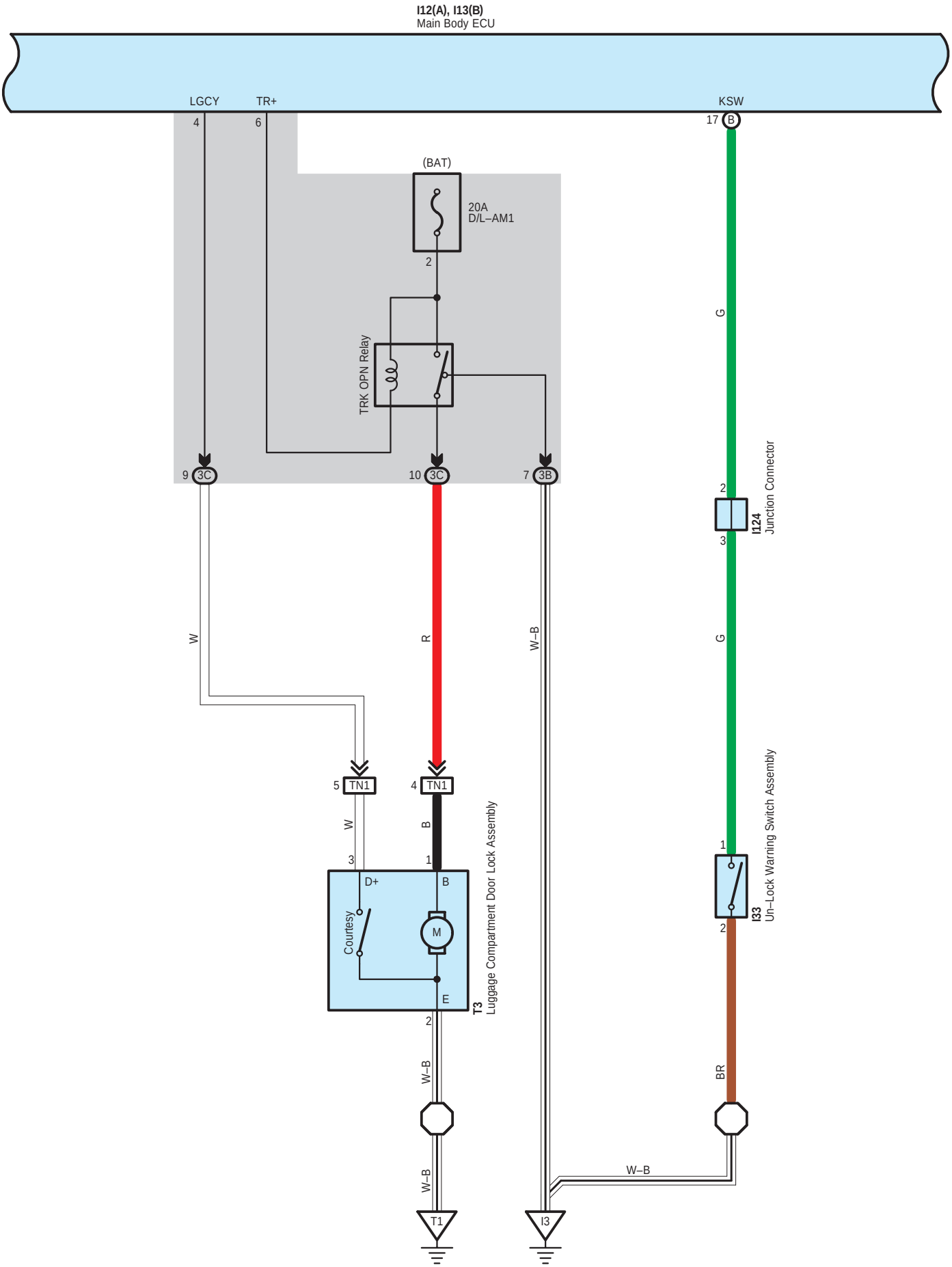
I12(A), I13(B)
Main Body ECU
LGCY
TR+
KSW
4
6
17 B
(BAT)
20A
D/L–AM1
2
TRK OPN Relay
9 3C
10 3C
7 3B
G
2
I124
Junction Connector
3
W
R
W–B
G
5 TN1
4 TN1
W
B
3
1
D+
B
Courtesy
M
E
T3
Luggage Compartment Door Lock Assembly
1
I33
Un–Lock Warning Switch Assembly
2
2
W–B
BR
W–B
W–B
T1
I3

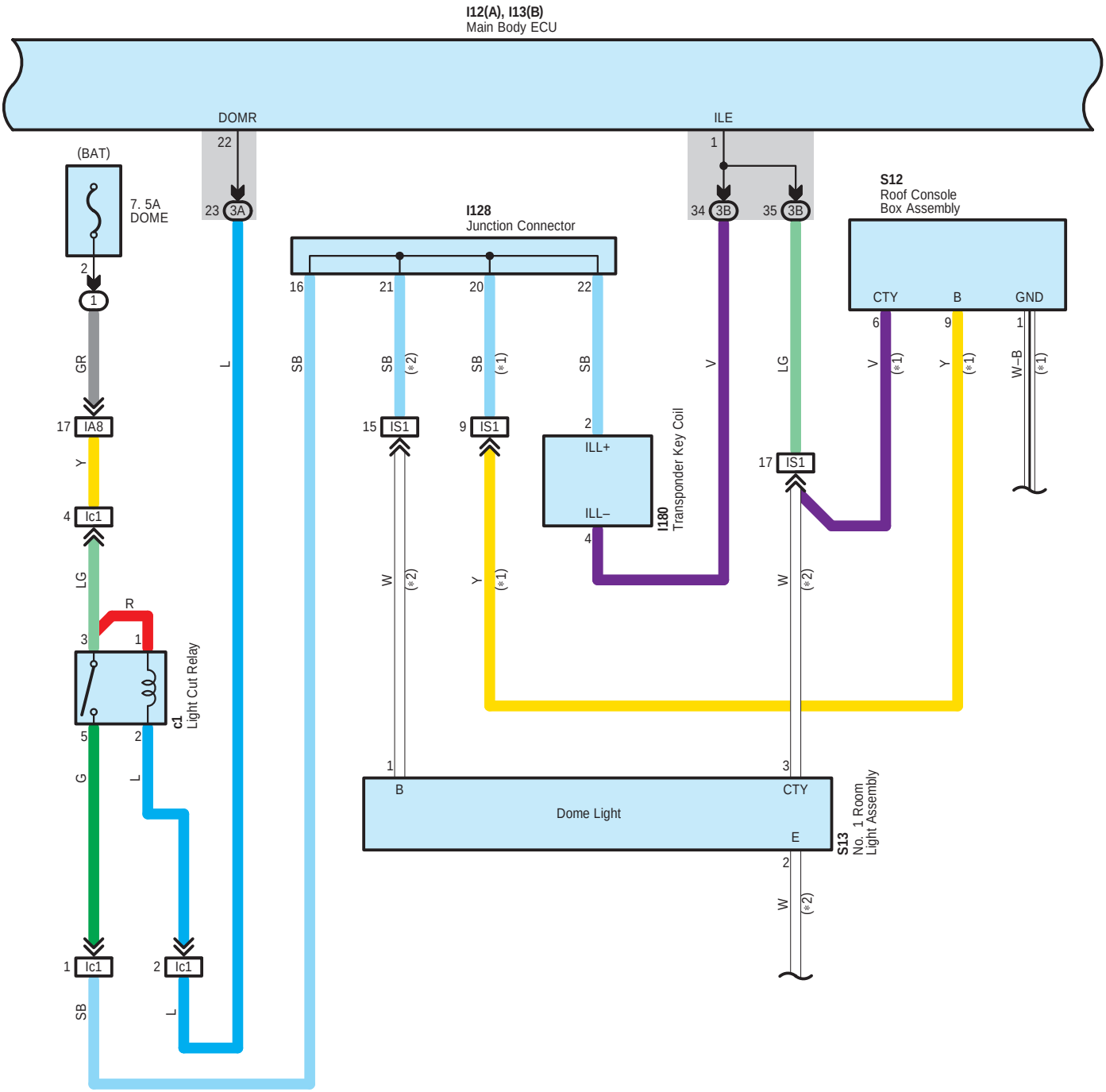

＊1 : w/ Sliding Roof
＊2 : w/o Sliding Roof

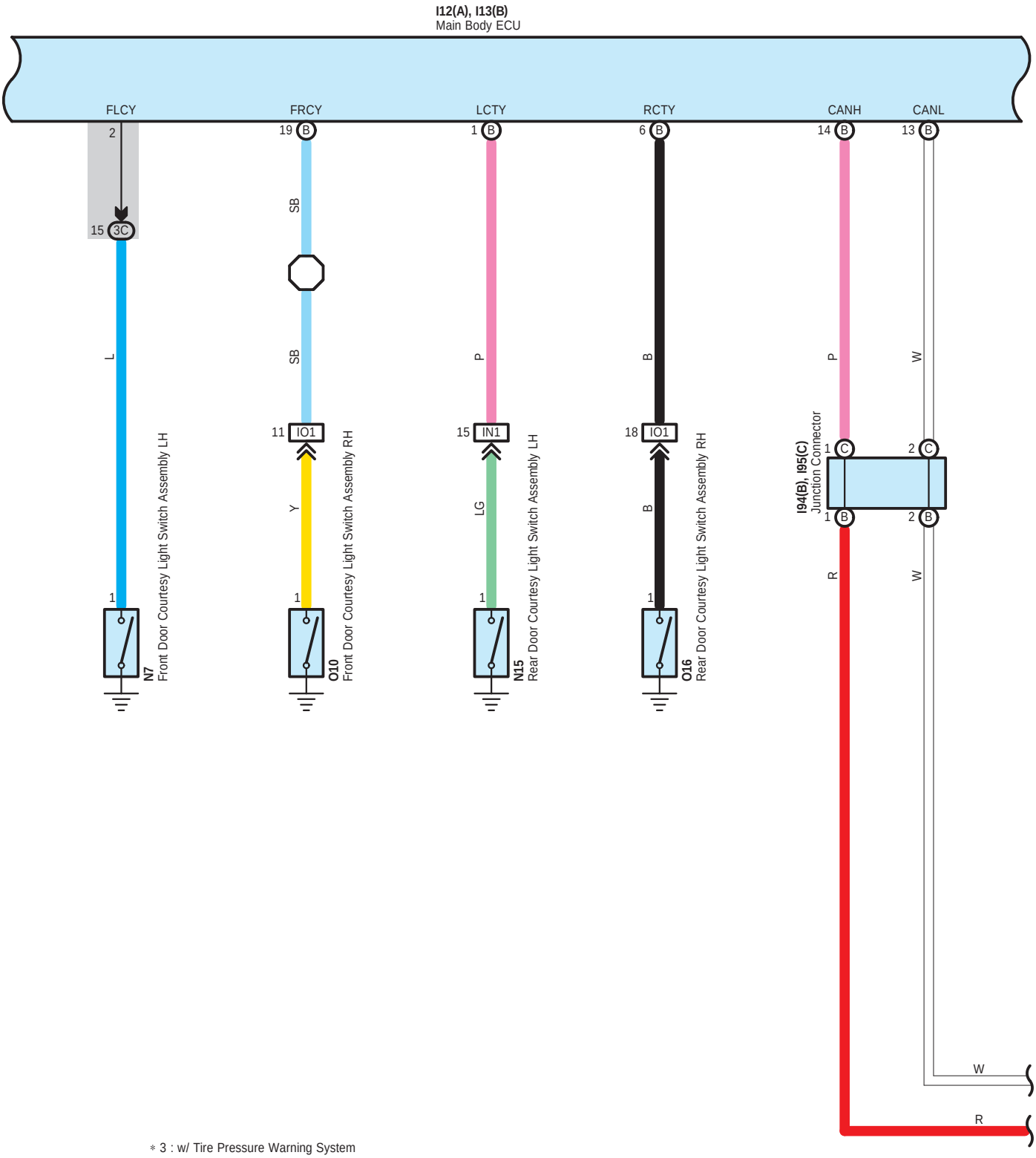

∗ 3 : w/ Tire Pressure Warning System
∗ 4 : w/o Tire Pressure Warning System

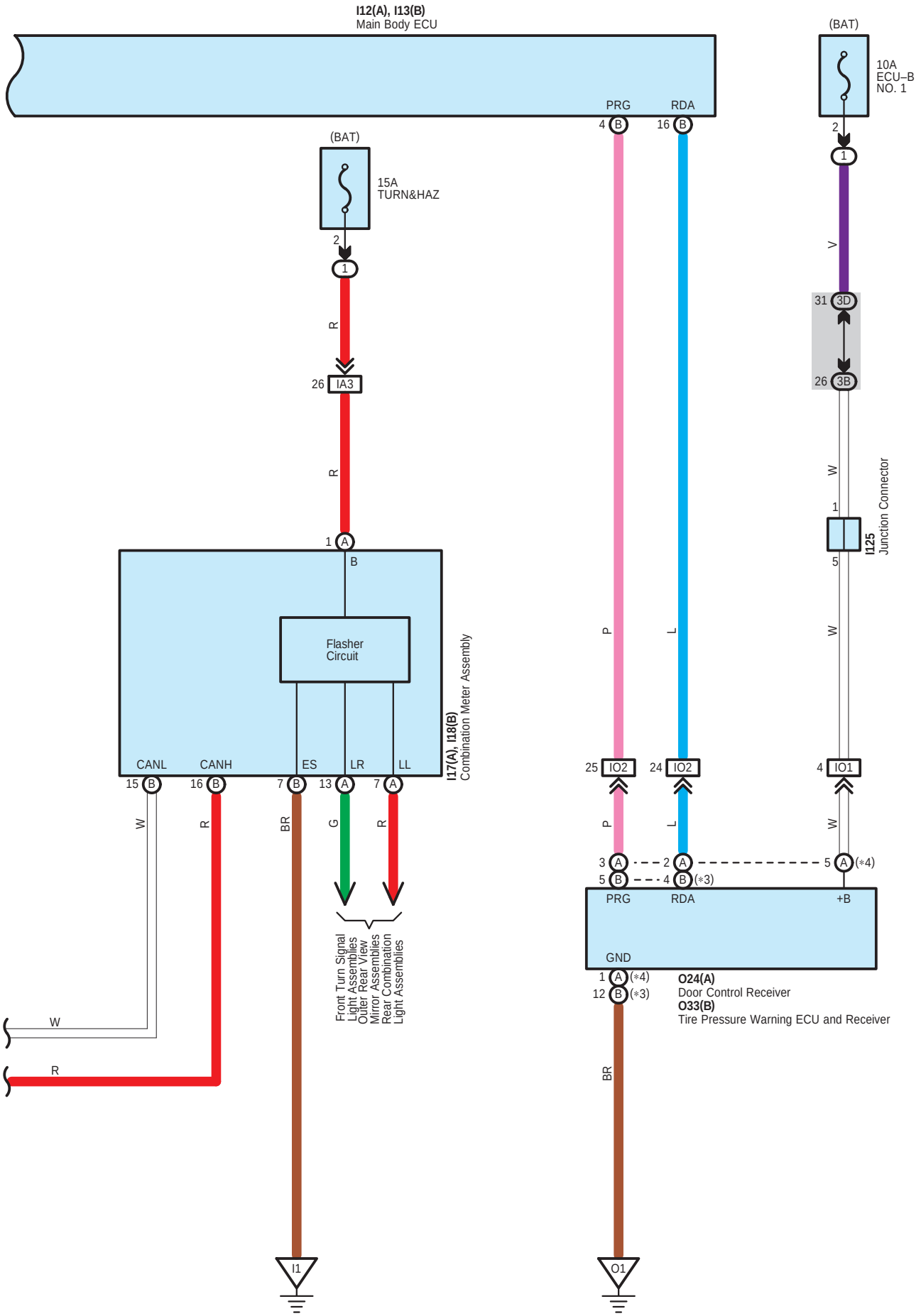
I12(A), I13(B)
Main Body ECU
PRG
RDA
4 B
16 B
(BAT)
10A
ECU–B
NO. 1
2
1
V
31 3D
26 3B
W
1
I125
Junction Connector
5
W
(BAT)
15A
TURN&HAZ
2
1
R
26 IA3
R
1 A
B
Flasher
Circuit
CANL
CANH
ES
LR
LL
15 B
16 B
7 B
13 A
7 A
I17(A), I18(B)
Combination Meter Assembly
W
R
BR
G
R
Front Turn Signal
Light Assemblies
Outer Rear View
Mirror Assemblies
Rear Combination
Light Assemblies
W
R
I1
P
L
25 IO2
24 IO2
4 IO1
P
L
W
3 A
2 A
5 A (*4)
5 B
4 B (*3)
PRG
RDA
+B
GND
1 A (*4)
12 B (*3)
O24(A)
Door Control Receiver
O33(B)
Tire Pressure Warning ECU and Receiver
BR
O1

A 15
Gray



A 73
Gray



I 12
White

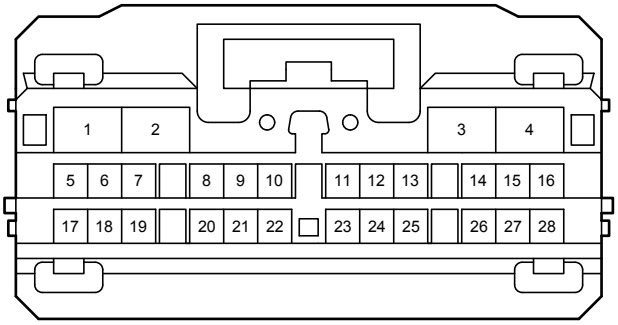

I 13
White

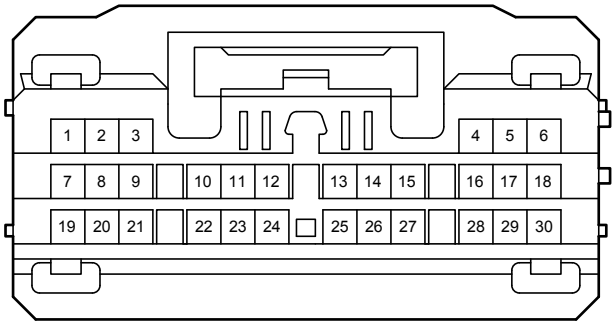

I 17
Black

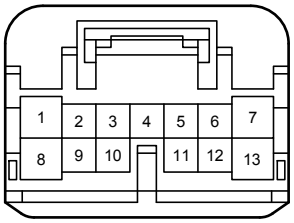

I 18
Black

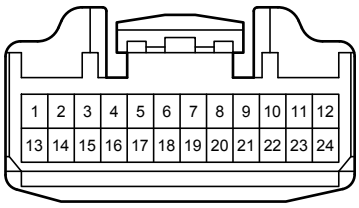

I 33
White



I 94
White

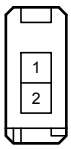

I 95
White

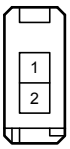

I124
White

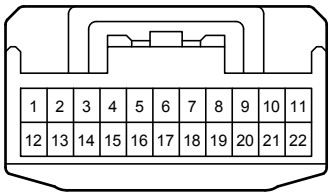

I125
Gray

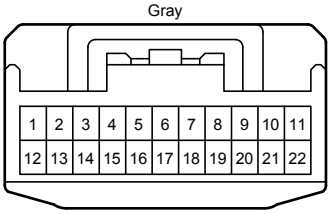

I128
White

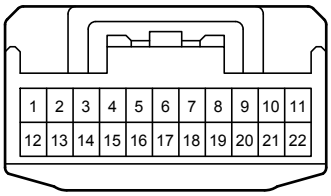

I180
Black

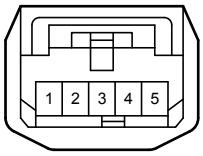

J 1
White

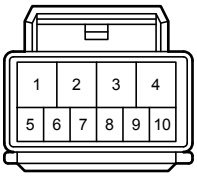

K 1
White

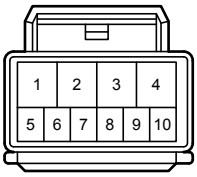

L 1
White

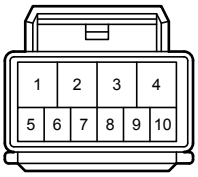

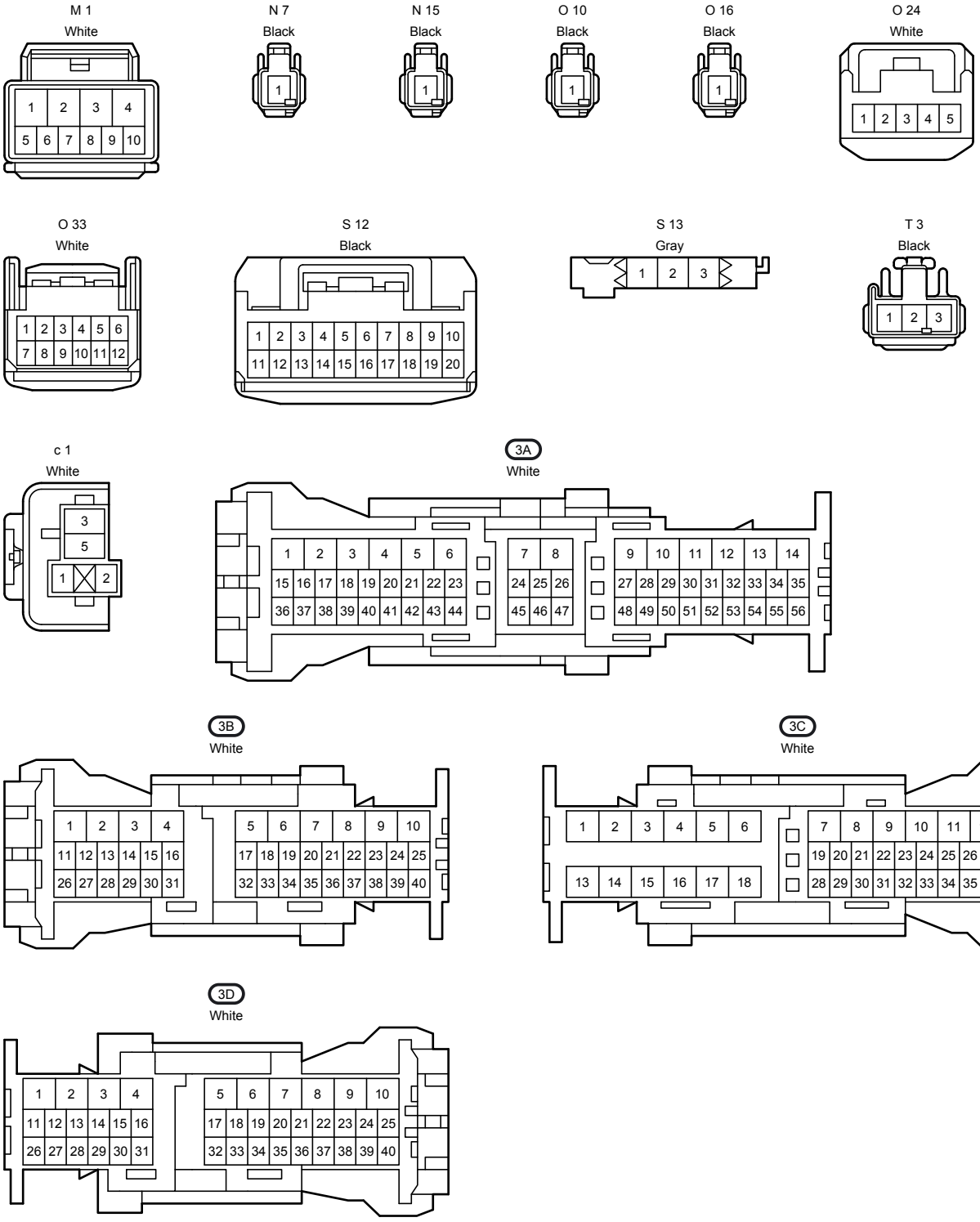
M 1
White
N 7
Black
N 15
Black
O 10
Black
O 16
Black
O 24
White
O 33
White
S 12
Black
S 13
Gray
T 3
Black
c 1
White
3A
White
3B
White
3C
White
3D
White

IA3
Blue

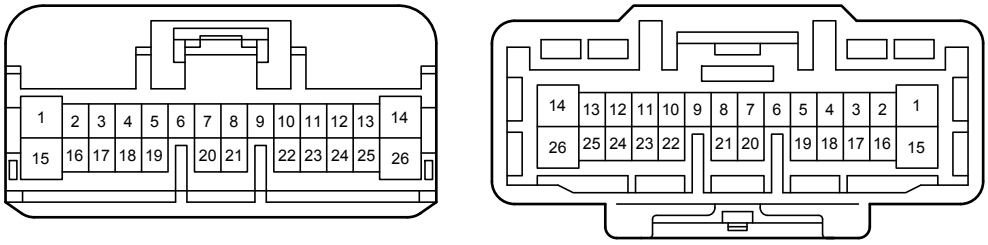

IA8
Gray

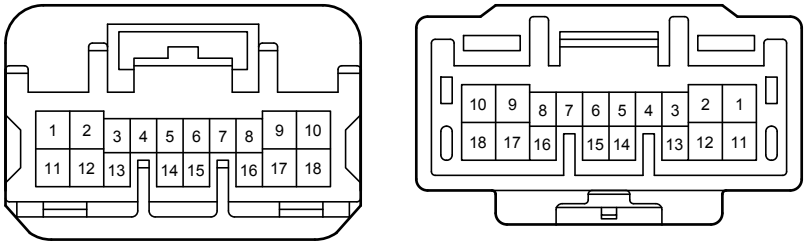

IN1
White

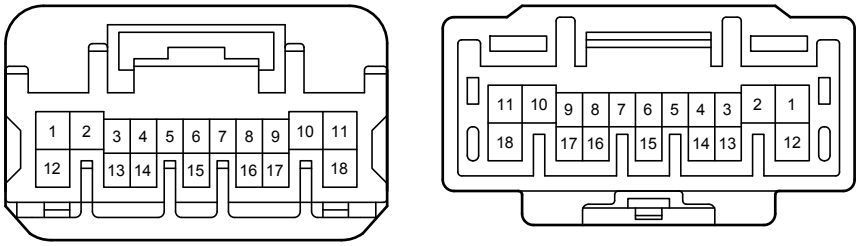

IO1
White

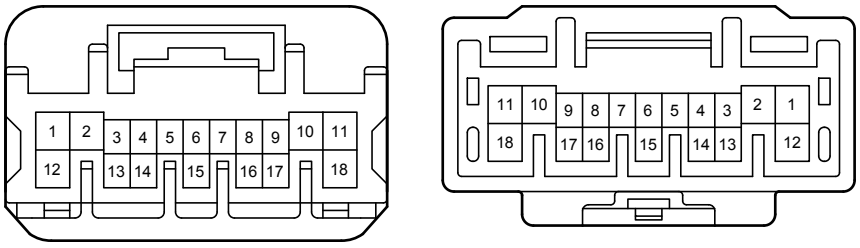

IO2
White

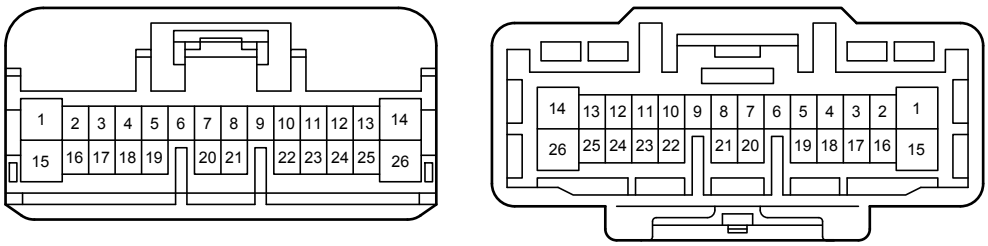

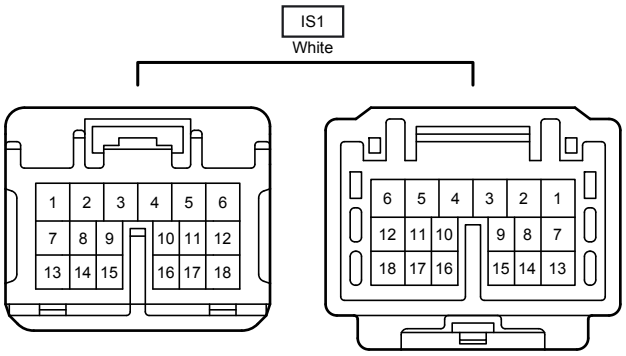
IS1
White
1 2 3 4 5 6
7 8 9 10 11 12
13 14 15 16 17 18
6 5 4 3 2 1
12 11 10 9 8 7
18 17 16 15 14 13

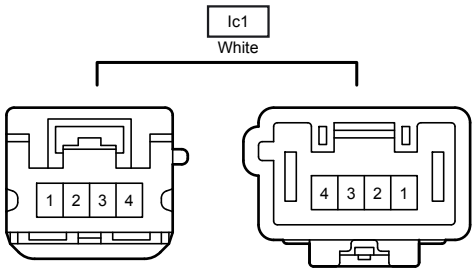
Ic1
White
1 2 3 4
4 3 2 1

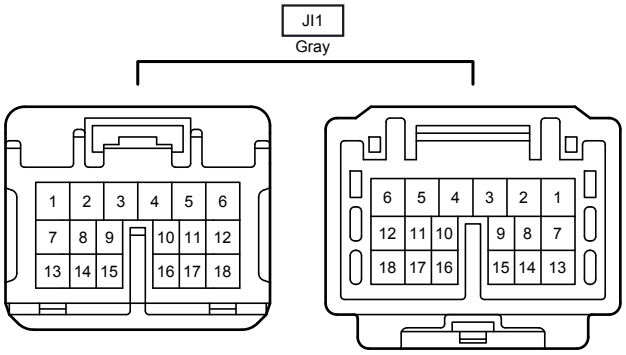
JI1
Gray
1 2 3 4 5 6
7 8 9 10 11 12
13 14 15 16 17 18
6 5 4 3 2 1
12 11 10 9 8 7
18 17 16 15 14 13

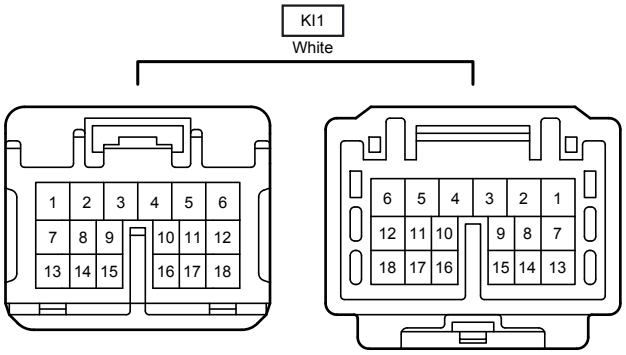
KI1
White
1 2 3 4 5 6
7 8 9 10 11 12
13 14 15 16 17 18
6 5 4 3 2 1
12 11 10 9 8 7
18 17 16 15 14 13

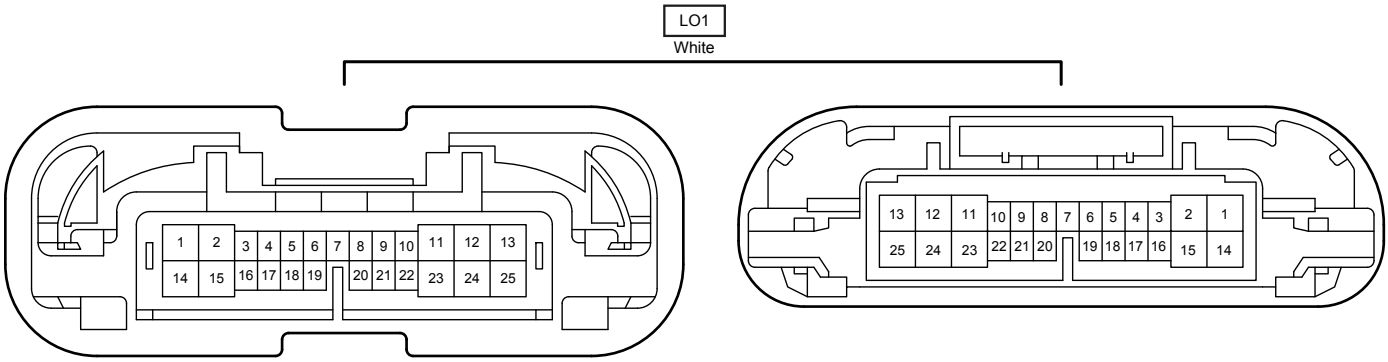
LO1
White
1 2 3 4 5 6 7 8 9 10 11 12 13
14 15 16 17 18 19 20 21 22 23 24 25
13 12 11 10 9 8 7 6 5 4 3 2 1
25 24 23 22 21 20 19 18 17 16 15 14

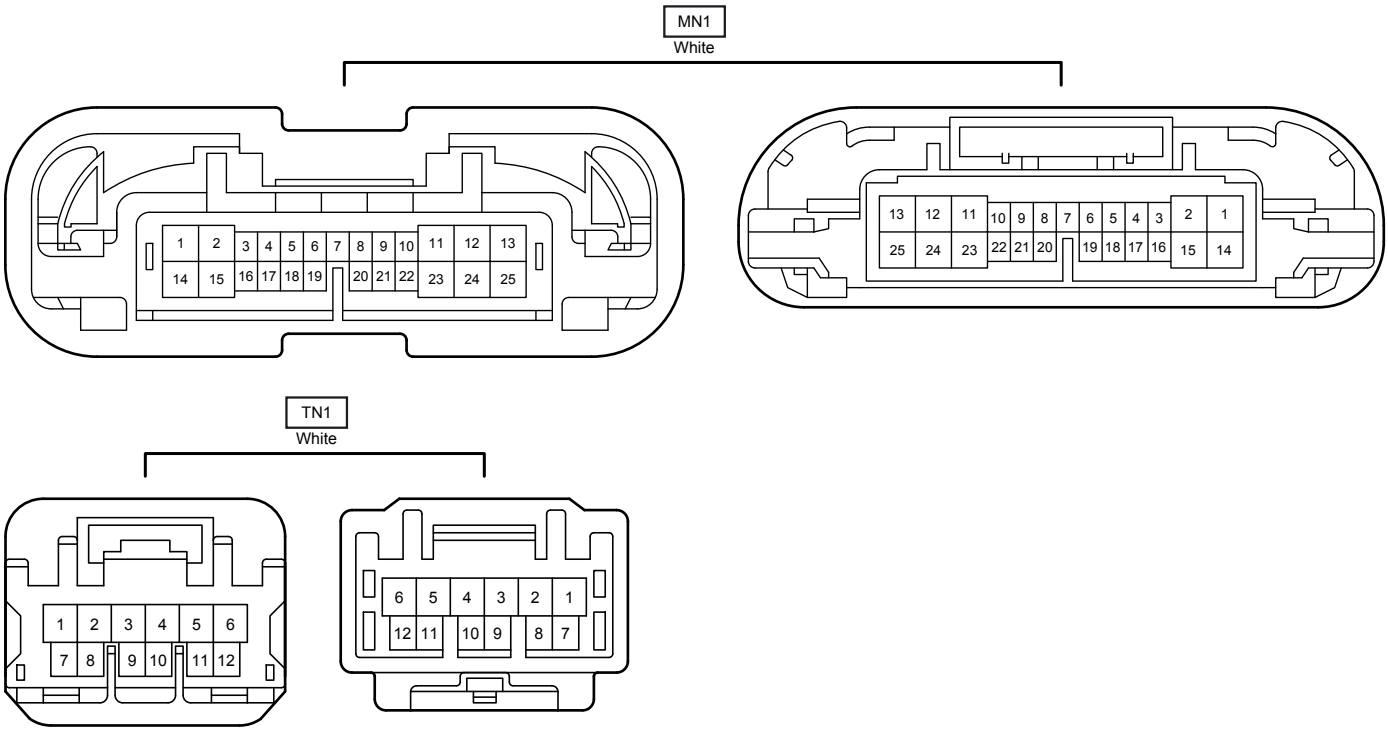
MN1
White
1 2 3 4 5 6 7 8 9 10 11 12 13
14 15 16 17 18 19 20 21 22 23 24 25
13 12 11 10 9 8 7 6 5 4 3 2 1
25 24 23 22 21 20 19 18 17 16 15 14
TN1
White
1 2 3 4 5 6
7 8 9 10 11 12
6 5 4 3 2 1
12 11 10 9 8 7