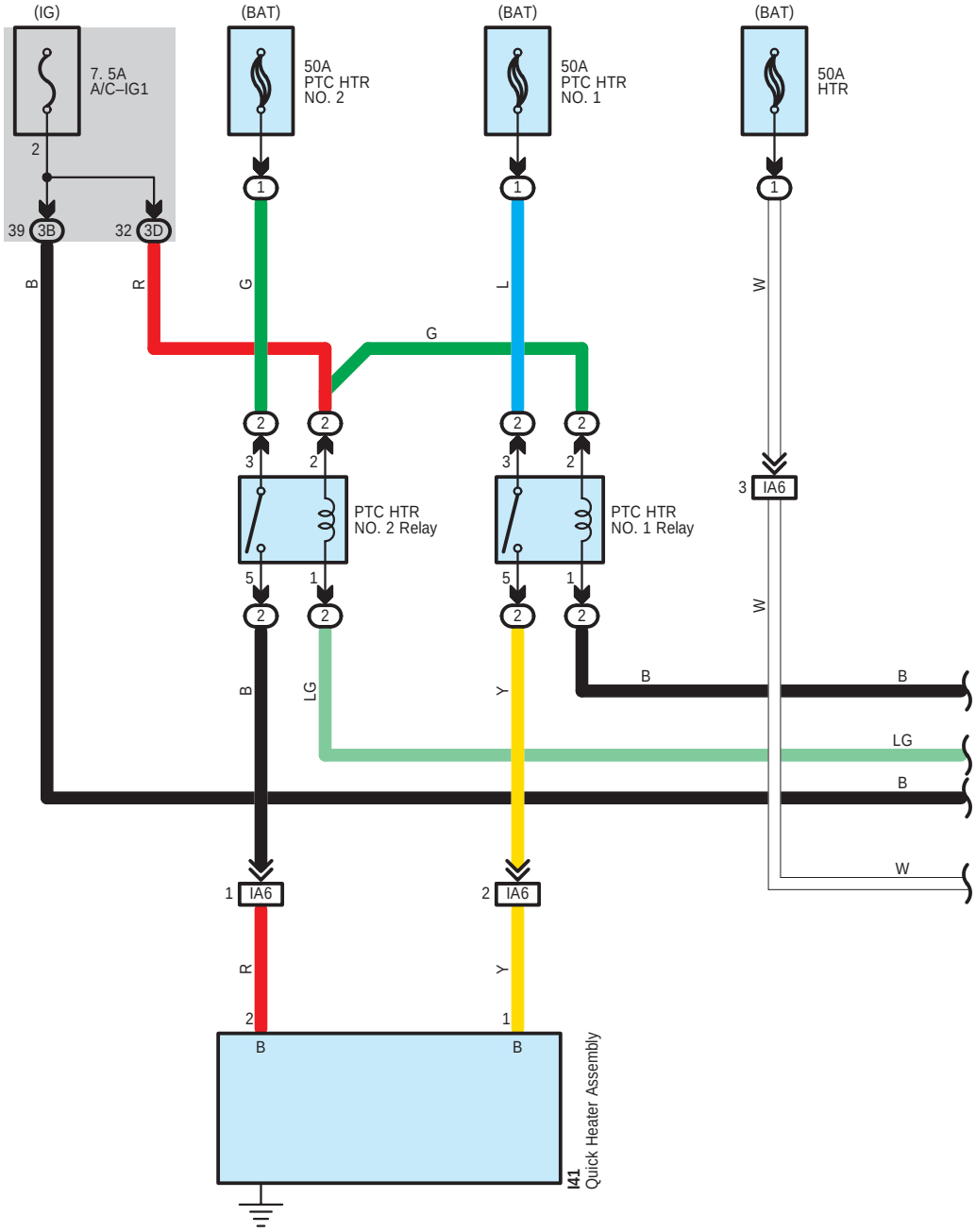
(IG)
7. 5A
A/C–IG1
(BAT)
50A
PTC HTR
NO. 2
(BAT)
50A
PTC HTR
NO. 1
(BAT)
50A
HTR
39 3B
32 3D
PTC HTR
NO. 2 Relay
PTC HTR
NO. 1 Relay
IA6
IA6
IA6
I41
Quick Heater Assembly

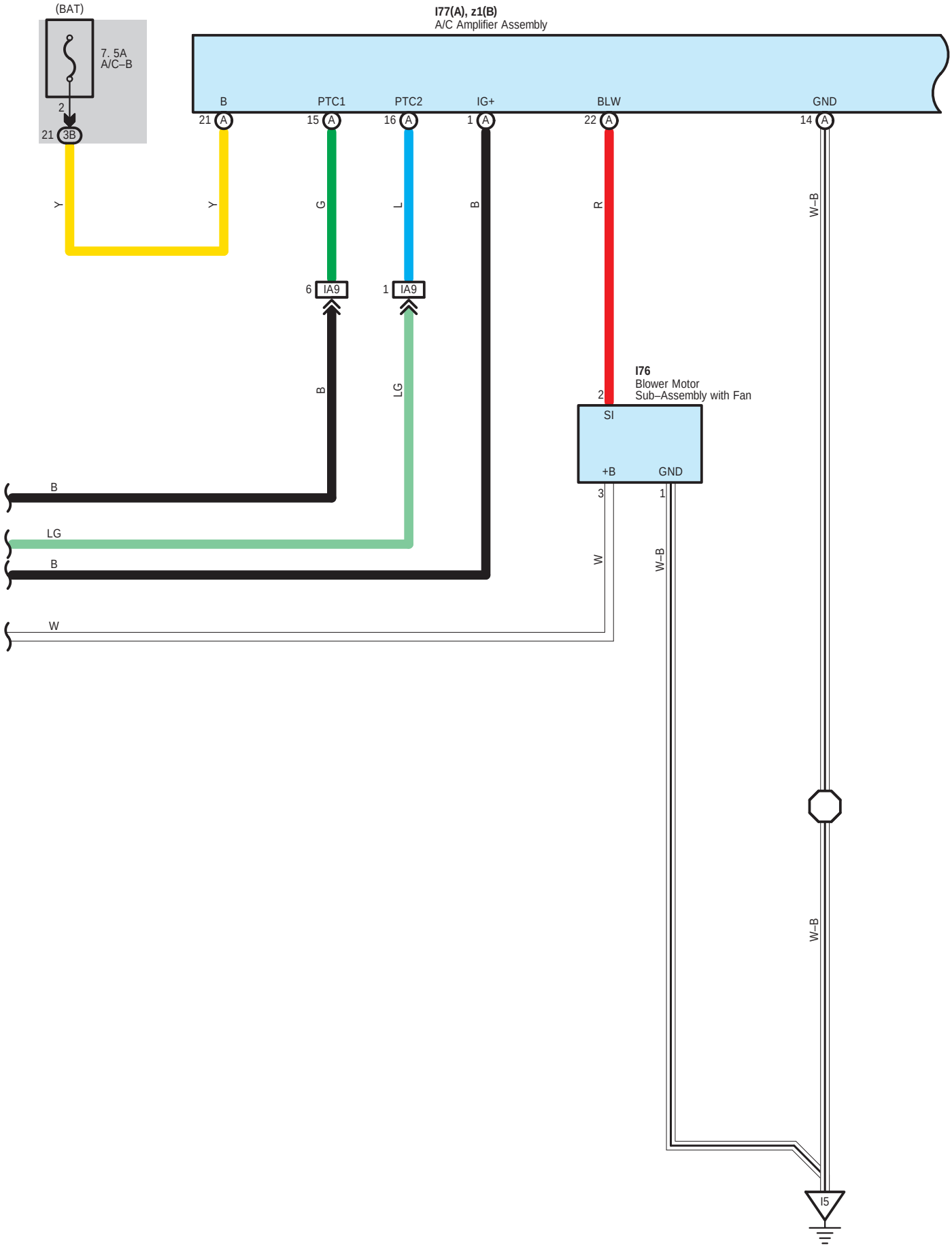
(BAT)
7. 5A
A/C–B
2
21 3B
I77(A), z1(B)
A/C Amplifier Assembly
B
PTC1
PTC2
IG+
BLW
GND
21 A
15 A
16 A
1 A
22 A
14 A
Y
Y
G
L
B
R
W–B
6 IA9
1 IA9
B
LG
I76
Blower Motor
Sub–Assembly with Fan
2
SI
+B
GND
3
1
B
LG
B
W
W
W–B
W–B
I5

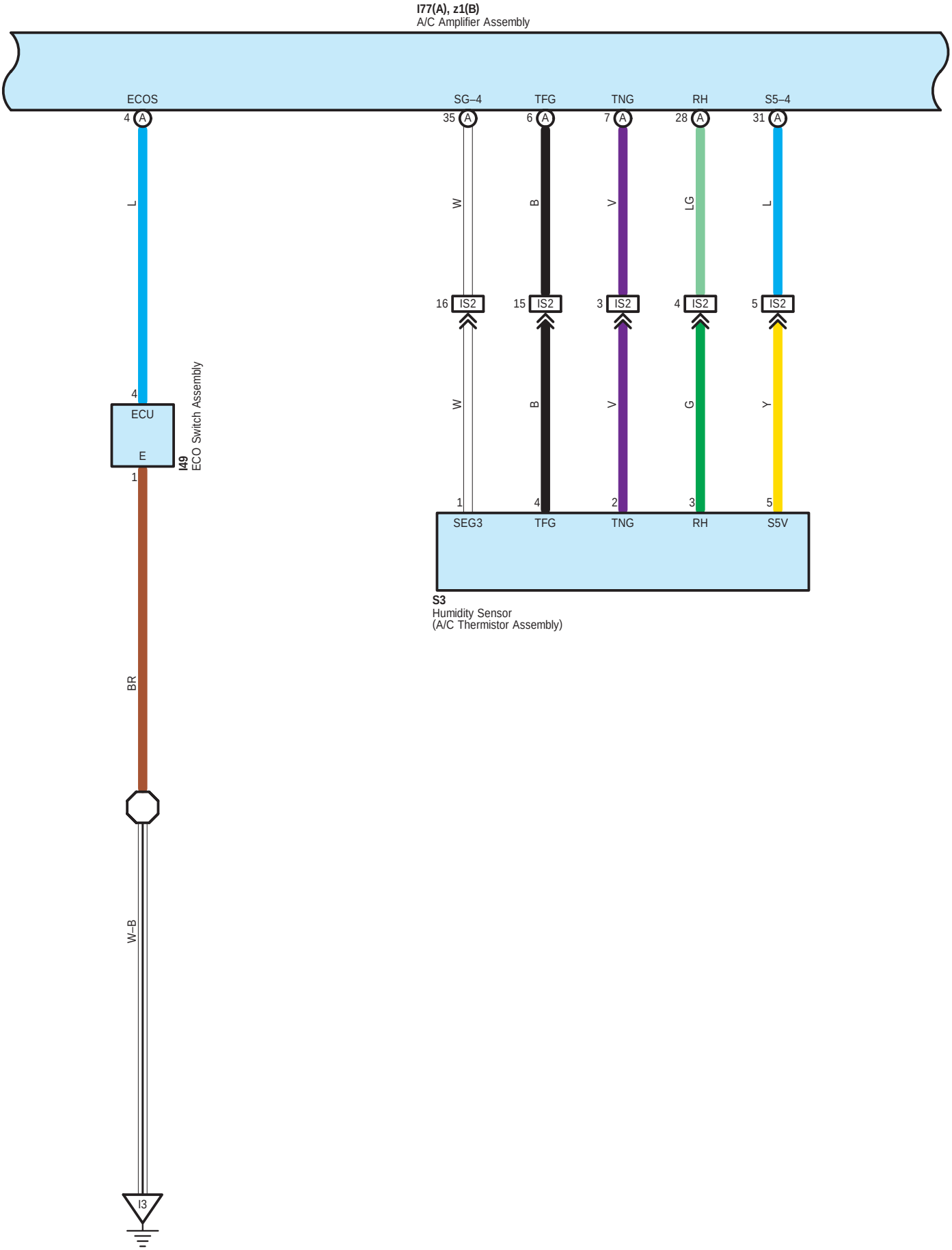
I77(A), z1(B)
A/C Amplifier Assembly
ECOS
SG–4
TFG
TNG
RH
S5–4
4 A
35 A
6 A
7 A
28 A
31 A
L
W
B
V
LG
L
16 IS2
15 IS2
3 IS2
4 IS2
5 IS2
4
ECU
E
1
I49
ECO Switch Assembly
W
B
V
G
Y
1
4
2
3
5
SEG3
TFG
TNG
RH
S5V
S3
Humidity Sensor
(A/C Thermistor Assembly)
BR
W–B
I3

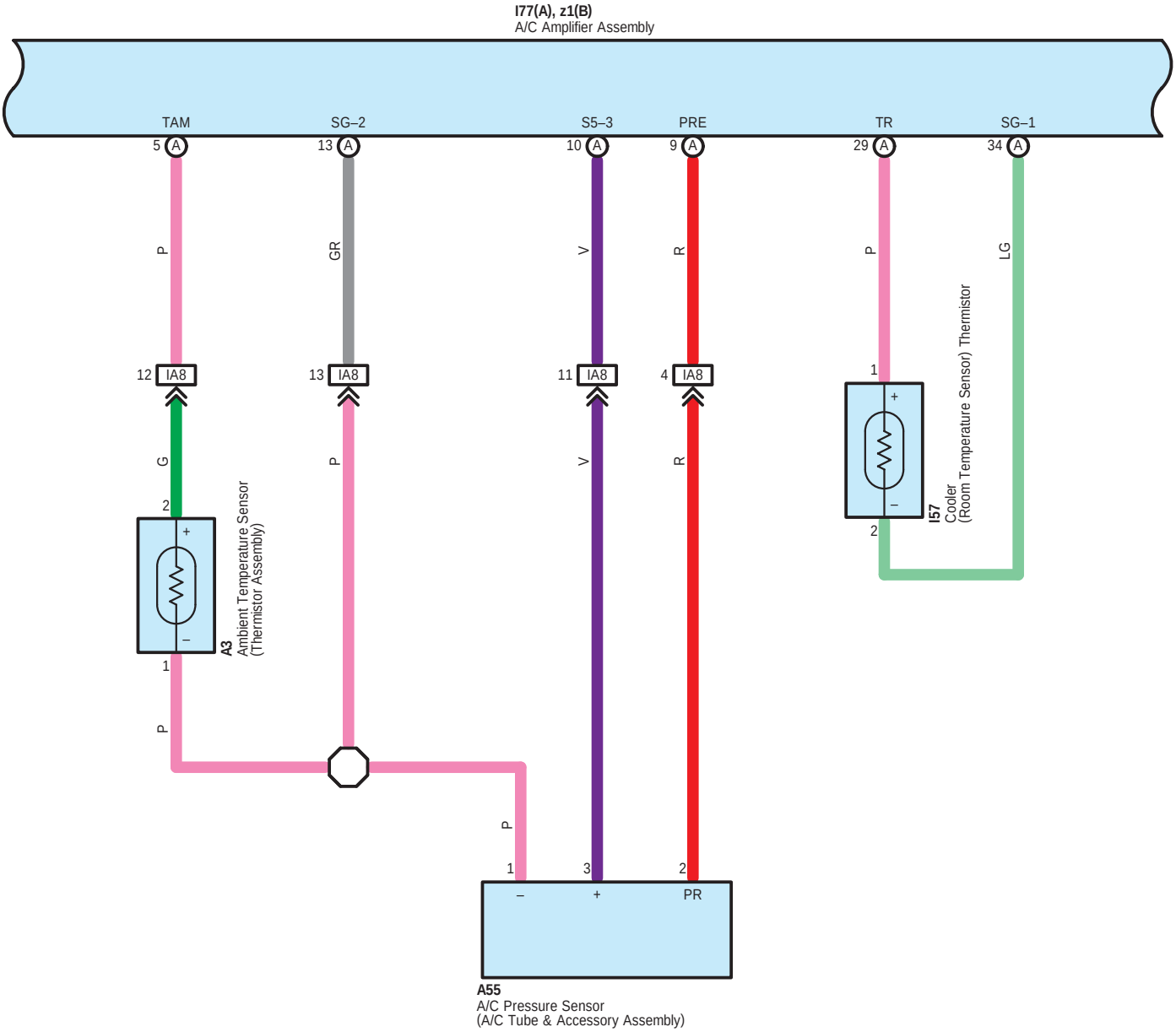
I77(A), z1(B)
A/C Amplifier Assembly
TAM
SG–2
S5–3
PRE
TR
SG–1
5 A
13 A
10 A
9 A
29 A
34 A
P
GR
V
R
P
LG
12 IA8
13 IA8
11 IA8
4 IA8
1
G
P
V
R
2
+
–
A3
Ambient Temperature Sensor
(Thermistor Assembly)
1
P
P
1
3
2
–
+
PR
A55
A/C Pressure Sensor
(A/C Tube & Accessory Assembly)
I57
Cooler
(Room Temperature Sensor) Thermistor
2

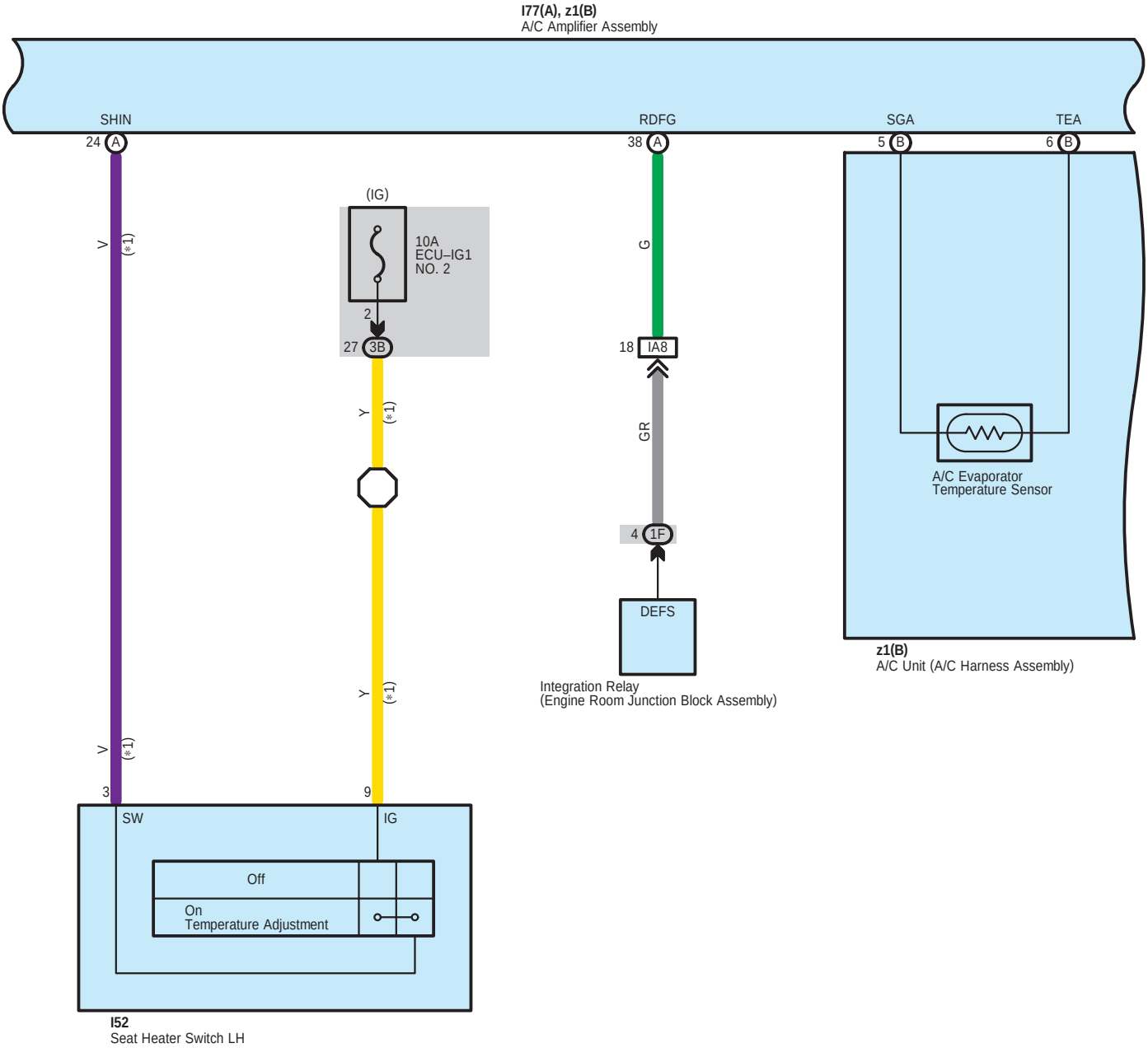

∗ 1 : w/ Seat Heater

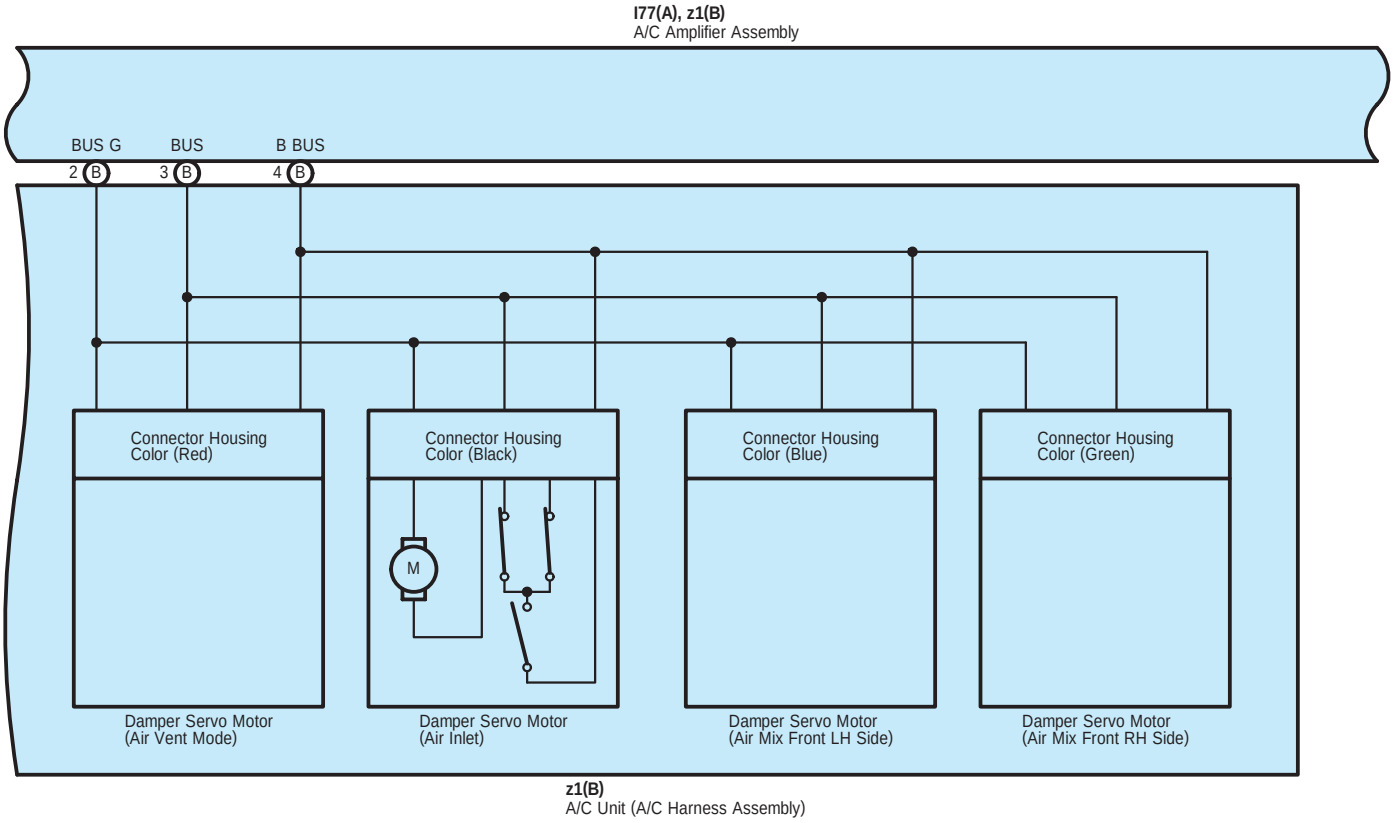
I77(A), z1(B)
A/C Amplifier Assembly
BUS G
BUS
B BUS
2 B
3 B
4 B
Connector Housing
Color (Red)
Connector Housing
Color (Black)
Connector Housing
Color (Blue)
Connector Housing
Color (Green)
M
Damper Servo Motor
(Air Vent Mode)
Damper Servo Motor
(Air Inlet)
Damper Servo Motor
(Air Mix Front LH Side)
Damper Servo Motor
(Air Mix Front RH Side)
z1(B)
A/C Unit (A/C Harness Assembly)

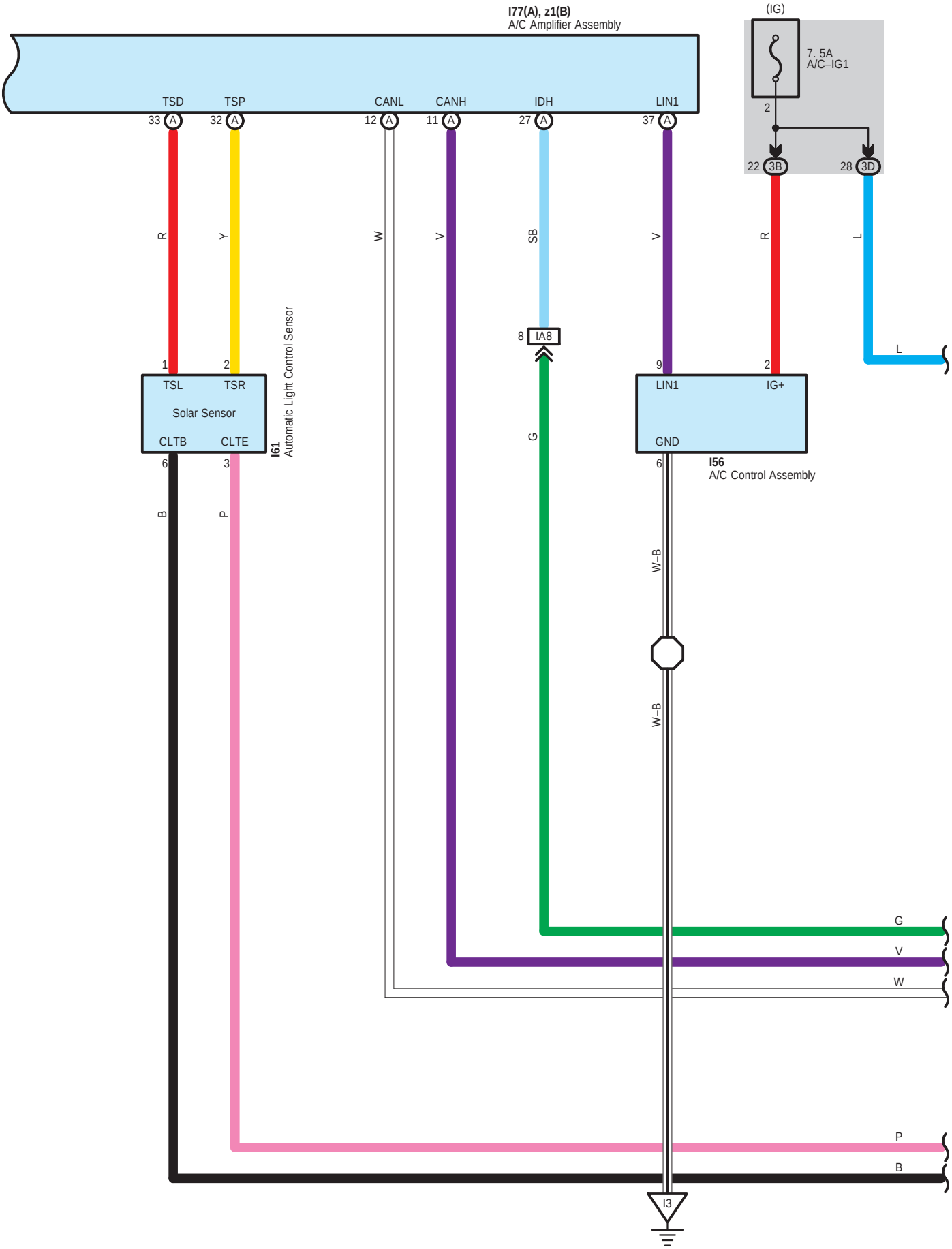
I77(A), z1(B)
A/C Amplifier Assembly
(IG)
7. 5A
A/C–IG1
TSD
TSP
CANL
CANH
IDH
LIN1
33 A
32 A
12 A
11 A
27 A
37 A
2
22 3B
28 3D
R
Y
W
V
SB
V
R
L
8 IA8
1
2
9
2
L
TSL
TSR
Solar Sensor
CLTB
CLTE
I61
Automatic Light Control Sensor
LIN1
IG+
GND
G
6
3
6
I56
A/C Control Assembly
B
P
W–B
W–B
G
V
W
P
B
I3

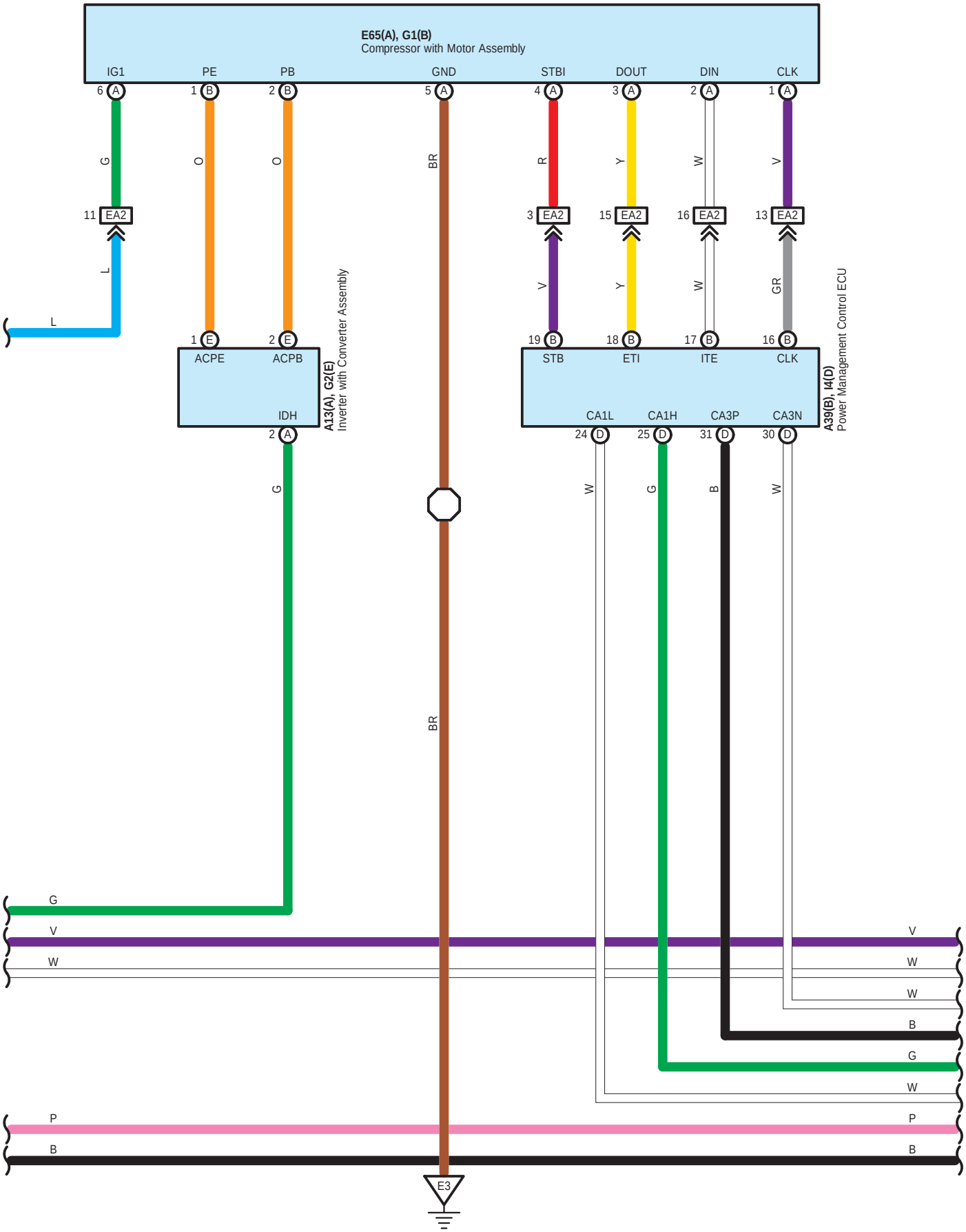
E65(A), G1(B)
Compressor with Motor Assembly
IG1
PE
PB
GND
STBI
DOUT
DIN
CLK
6 A
1 B
2 B
5 A
4 A
3 A
2 A
1 A
G
O
O
BR
R
Y
W
V
11 EA2
3 EA2
15 EA2
16 EA2
13 EA2
L
V
Y
W
GR
L
1 E
2 E
ACPE
ACPB
IDH
2 A
A13(A), G2(E)
Inverter with Converter Assembly
19 B
18 B
17 B
16 B
STB
ETI
ITE
CLK
CA1L
CA1H
CA3P
CA3N
24 D
25 D
31 D
30 D
A39(B), I4(D)
Power Management Control ECU
G
W
G
B
W
BR
G
V
W
V
W
W
B
G
W
P
B
P
B
E3

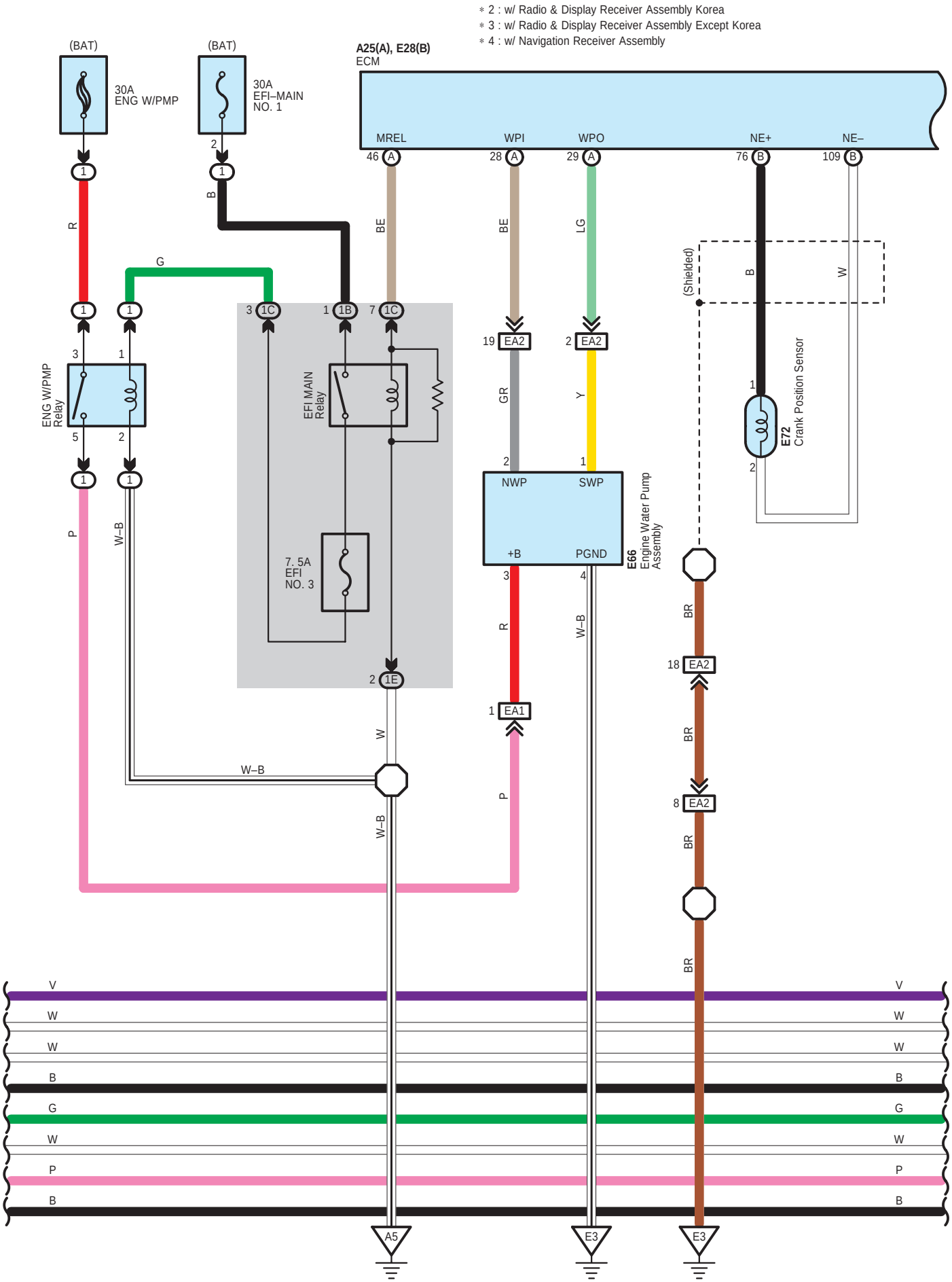

* 2 : w/ Radio & Display Receiver Assembly Korea
* 3 : w/ Radio & Display Receiver Assembly Except Korea
* 4 : w/ Navigation Receiver Assembly
(BAT)
30A
ENG W/PMP
(BAT)
30A
EFI–MAIN
NO. 1
A25(A), E28(B)
ECM
MREL
WPI
WPO
NE+
NE–
46 A
28 A
29 A
76 B
109 B
R
B
G
BE
BE
LG
(Shielded)
B
W
ENG W/PMP
Relay
EFI MAIN
Relay
7. 5A
EFI
NO. 3
19 EA2
2 EA2
GR
Y
E72
Crank Position Sensor
NWP
SWP
+B
PGND
E66
Engine Water Pump
Assembly
P
W–B
W
R
W–B
BR
18 EA2
1 EA1
8 EA2
V
W
B
G
P
A5
E3
E3

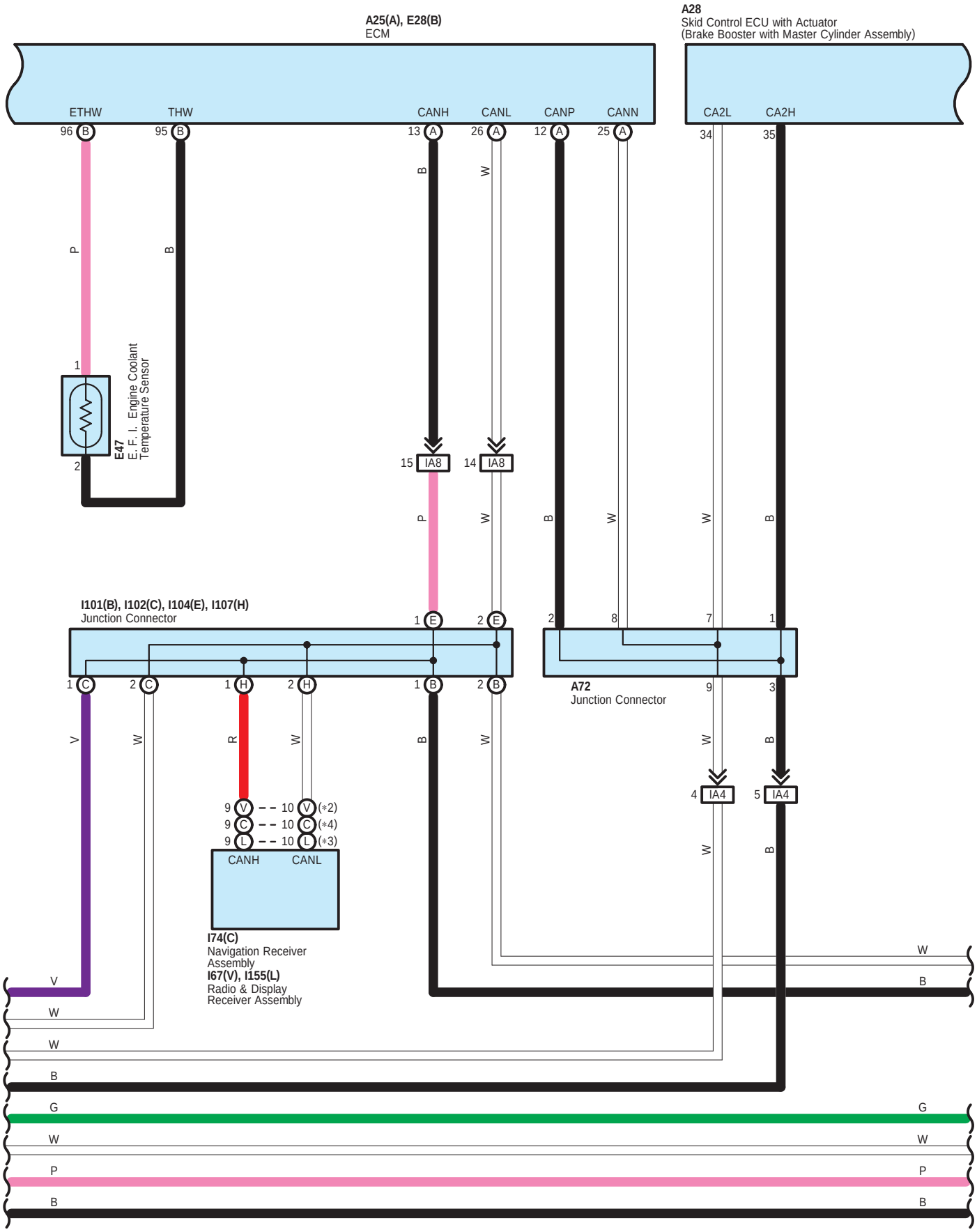
A25(A), E28(B)
ECM
A28
Skid Control ECU with Actuator
(Brake Booster with Master Cylinder Assembly)
ETHW
THW
CANH
CANL
CANP
CANN
CA2L
CA2H
96 B
95 B
13 A
26 A
12 A
25 A
34
35
E47
E. F. I. Engine Coolant Temperature Sensor
15 IA8
14 IA8
I101(B), I102(C), I104(E), I107(H)
Junction Connector
A72
Junction Connector
4 IA4
5 IA4
(*2)
(*4)
(*3)
CANH
CANL
I74(C)
Navigation Receiver Assembly
I67(V), I155(L)
Radio & Display Receiver Assembly

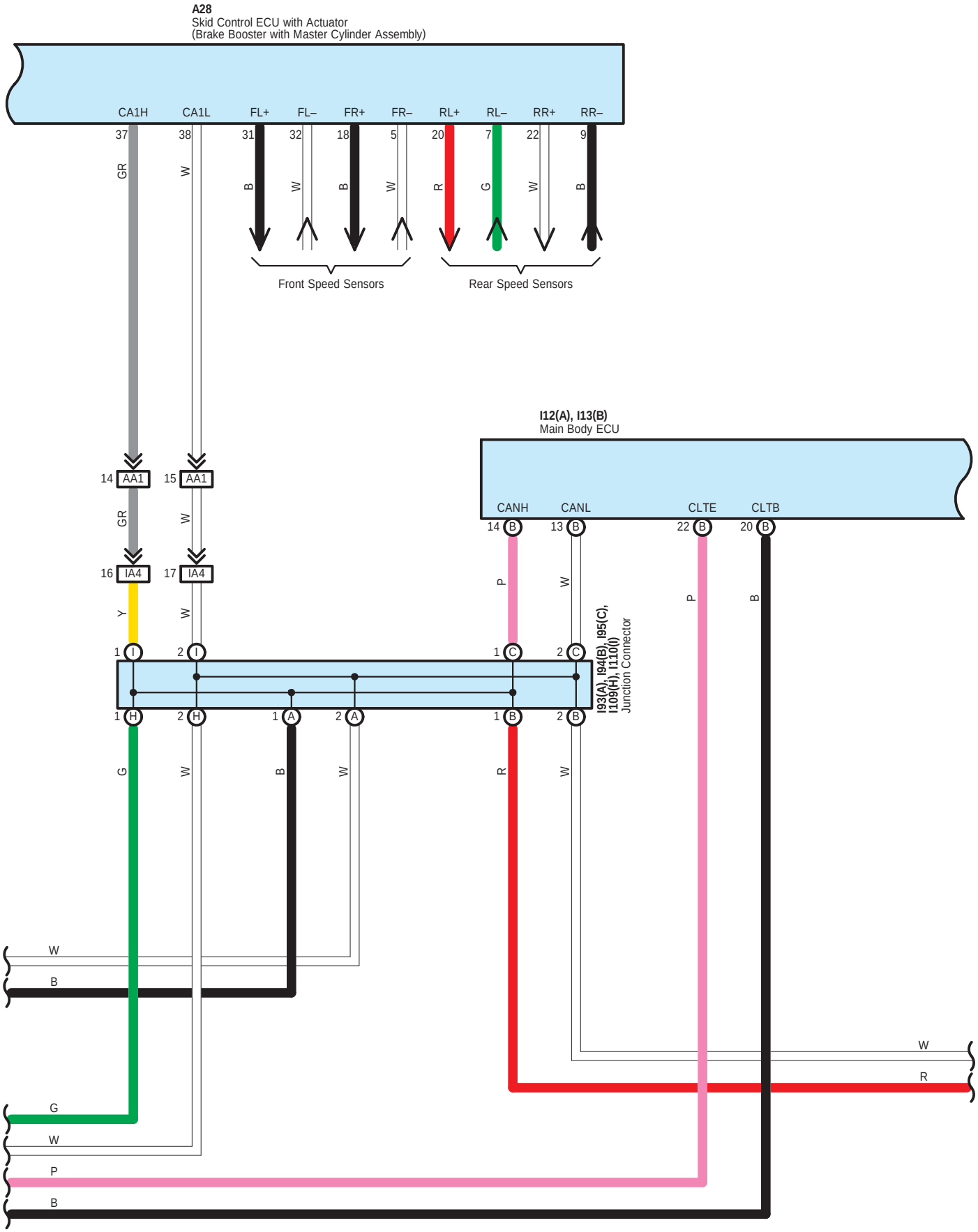
A28
Skid Control ECU with Actuator
(Brake Booster with Master Cylinder Assembly)
CA1H
CA1L
FL+
FL–
FR+
FR–
RL+
RL–
RR+
RR–
37
38
31
32
18
5
20
7
22
9
GR
W
B
W
B
W
R
G
W
B
Front Speed Sensors
Rear Speed Sensors
I12(A), I13(B)
Main Body ECU
CANH
CANL
CLTE
CLTB
14 B
13 B
22 B
20 B
14 AA1
15 AA1
16 IA4
17 IA4
GR
W
Y
W
P
W
P
B
1 I
2 I
1 C
2 C
1 H
2 H
1 A
2 A
1 B
2 B
I93(A), I94(B), I95(C),
I109(H), I110(I)
Junction Connector
G
W
B
W
R
W
W
B
G
W
P
B

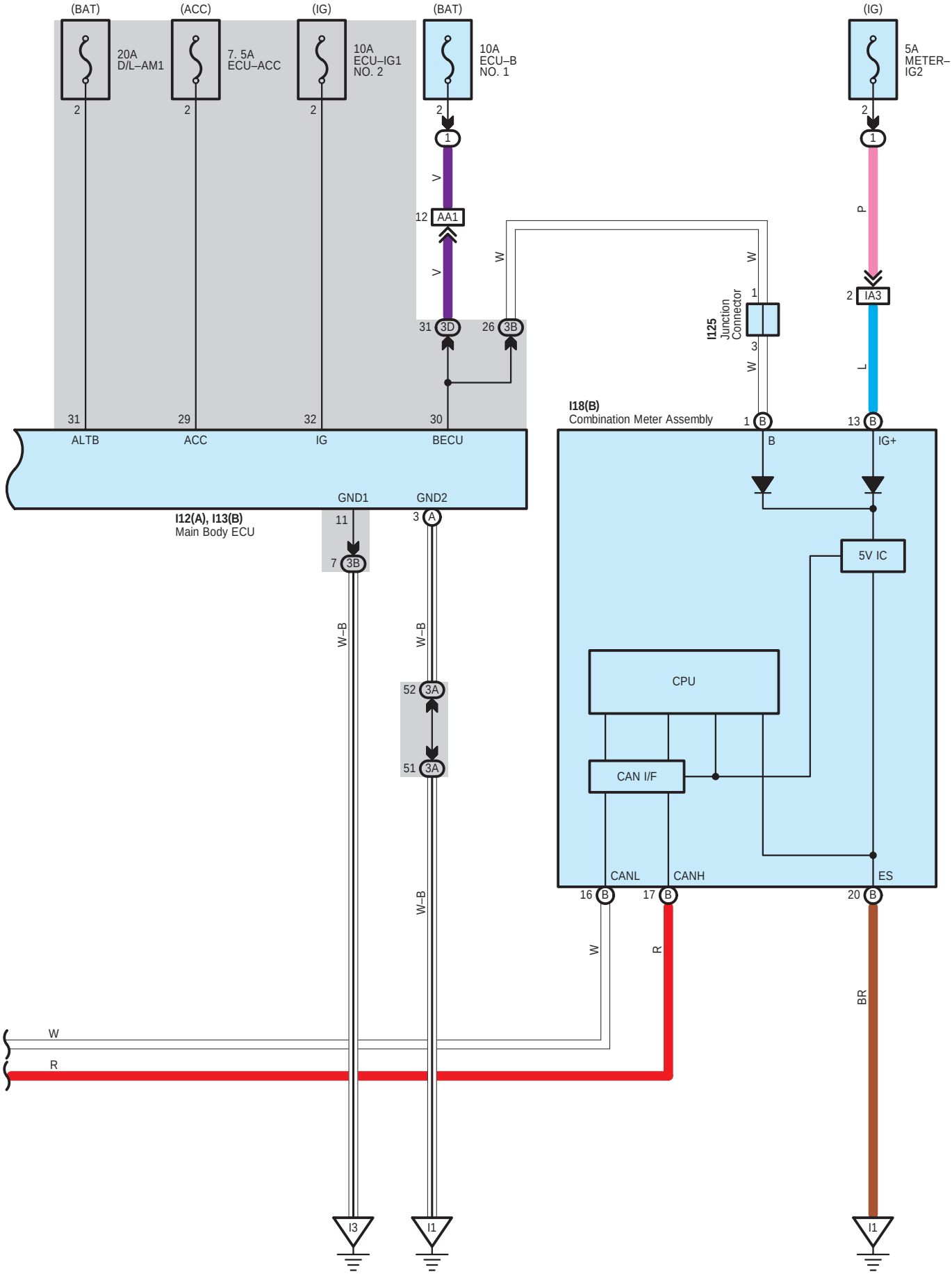
(BAT)
(ACC)
(IG)
(BAT)
(IG)
20A
D/L–AM1
7. 5A
ECU–ACC
10A
ECU–IG1
NO. 2
10A
ECU–B
NO. 1
5A
METER–
IG2
AA1
IA3
I125
Junction
Connector
I18(B)
Combination Meter Assembly
ALTB
ACC
IG
BECU
B
IG+
GND1
GND2
I12(A), I13(B)
Main Body ECU
5V IC
CPU
CAN I/F
CANL
CANH
ES
W–B
W
R
BR
I3
I1

A 3
Black

A 13
Gray



A 25
Black

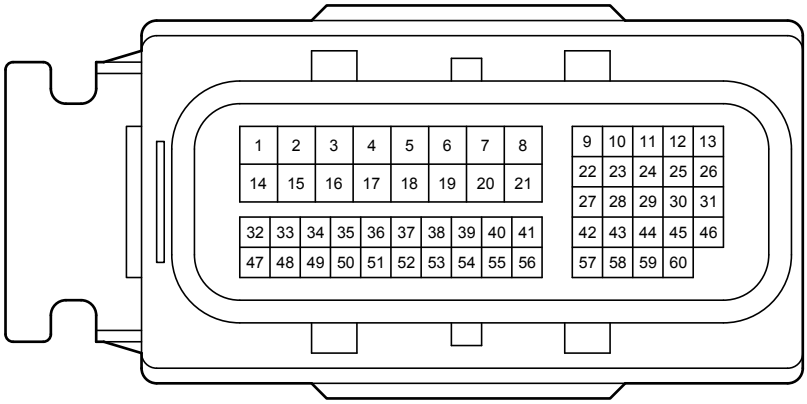

A 28
Black

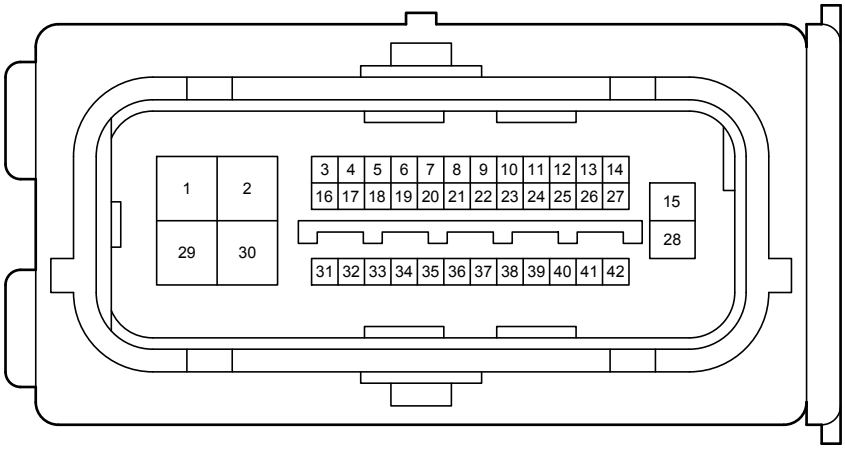

A 39
Gray

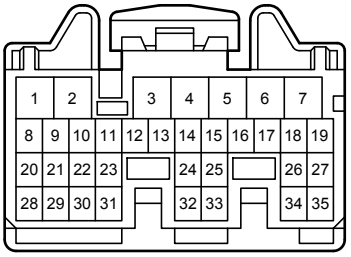

A 55
Black



A 72
White

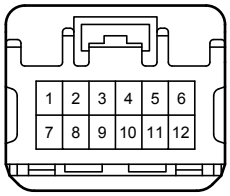

E 28
Black

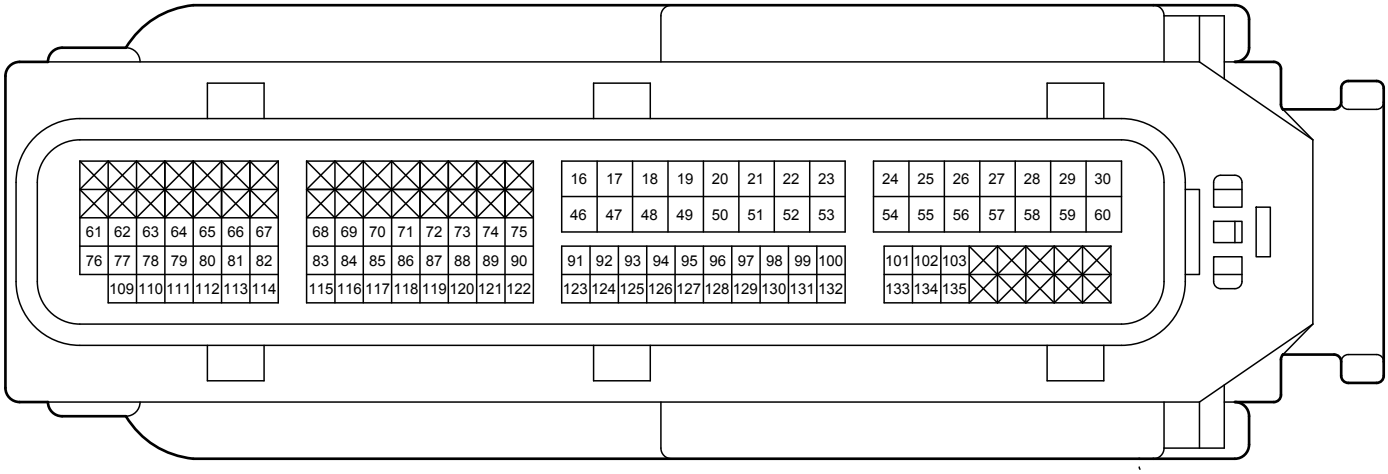

E 47
Black

E 65
Black



E 66
Gray

E 72
Black

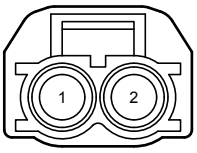

G 1
Orange

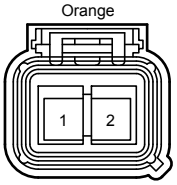

G 2
White



I 4
Gray

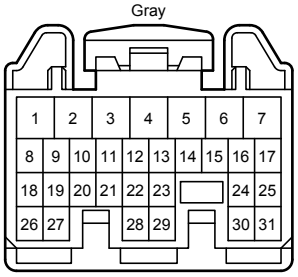

I 12
White

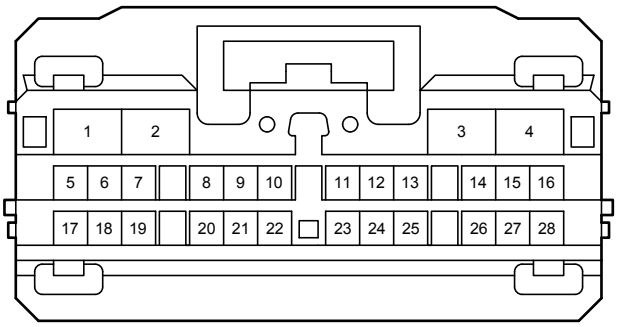

I 13
White

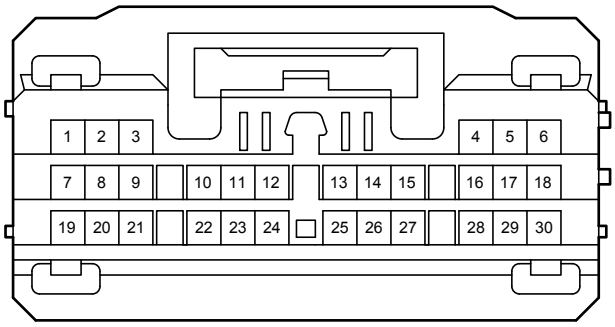

I 18
Black

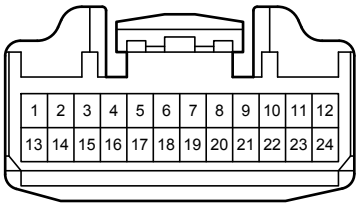

I 41
White

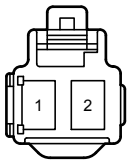

I 49
Black

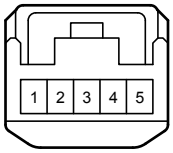

I 52
Black

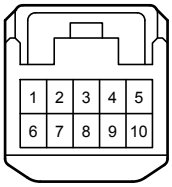

I 56
Black

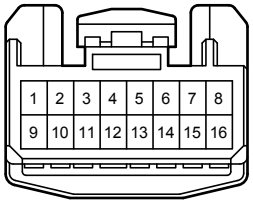

I 57
Black

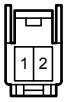

I 61
Blue

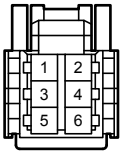

I 67
White

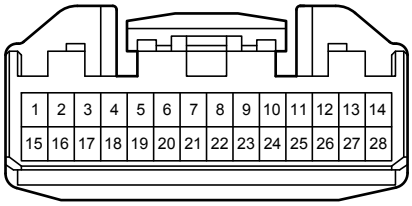

I 74
White

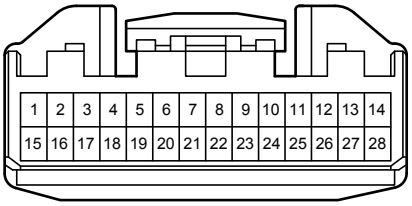

I 76
Black

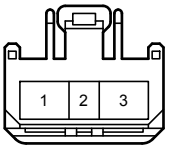

I 77
White

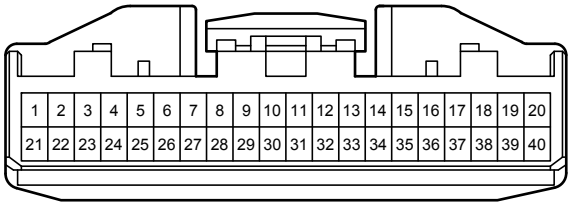

I 93
White

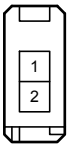

I 94
White

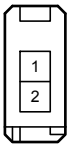

I 95
White

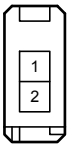

I101
White

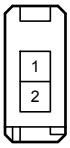

I102
White

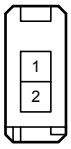

I104
White

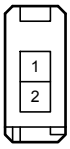

I107
White

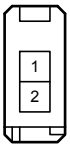

I109
White

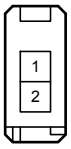

I110
White

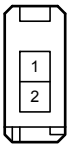

I125
Gray

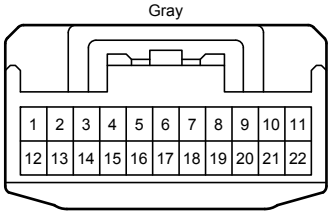

I155
White

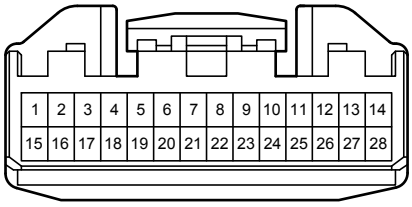

S 3
Gray

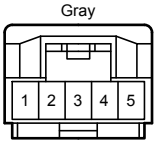

z 1
White

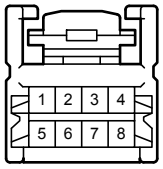

1B
White

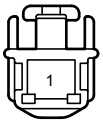

1C
White

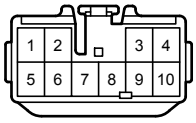

1E
White

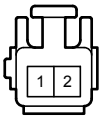

1F
White

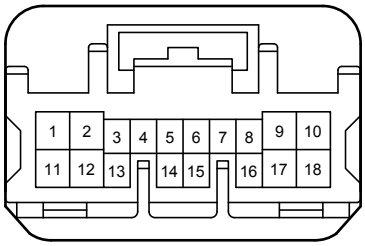

3A
White

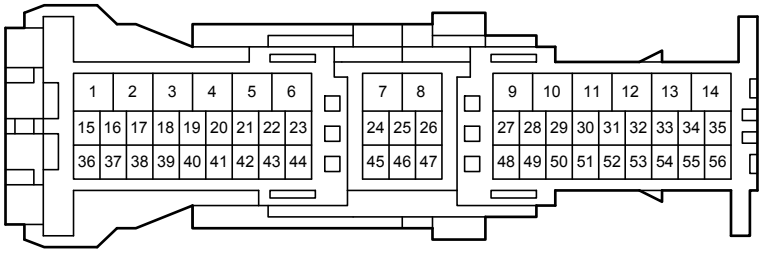

3B
White

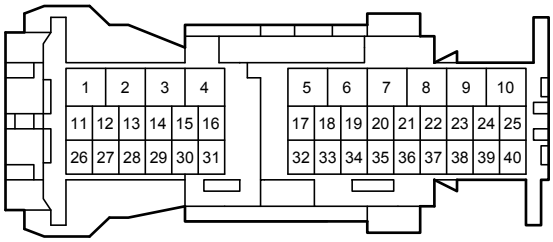

3D
White

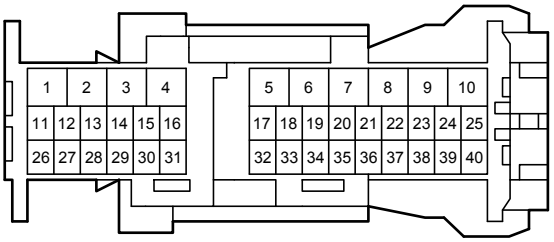

AA1
Blue

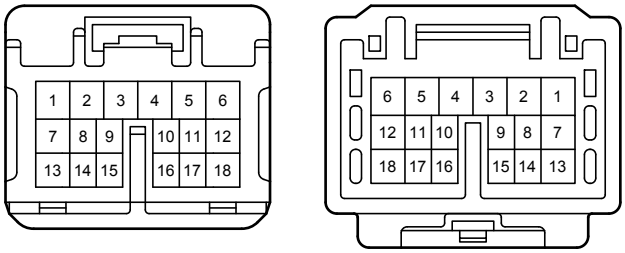

EA1
White

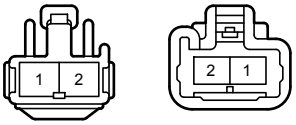

EA2
White

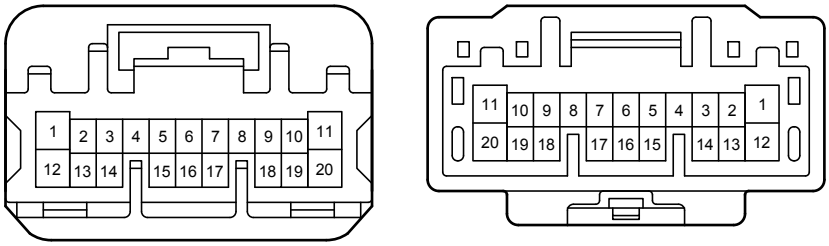

IA3
Blue

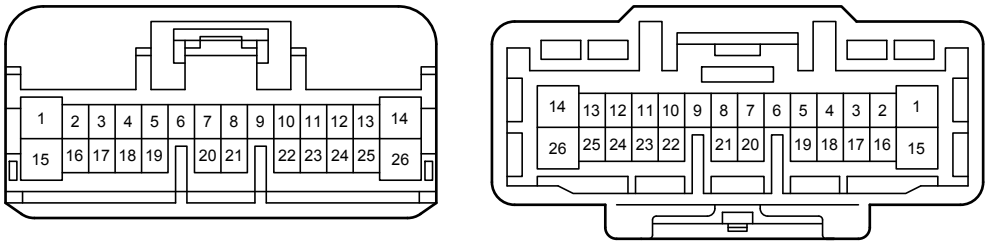

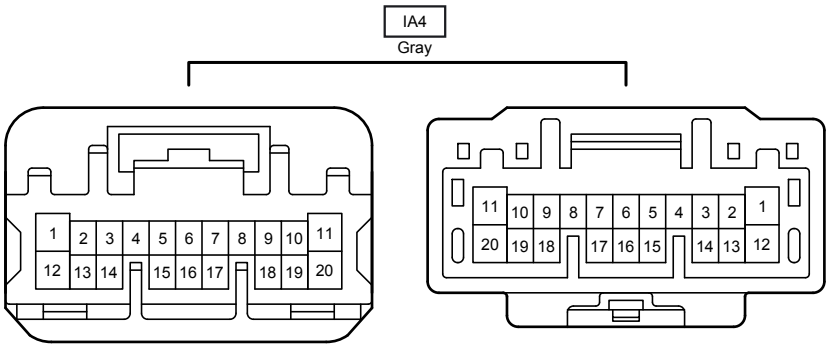
IA4
Gray
1 2 3 4 5 6 7 8 9 10 11
12 13 14 15 16 17 18 19 20
11 10 9 8 7 6 5 4 3 2 1
20 19 18 17 16 15 14 13 12

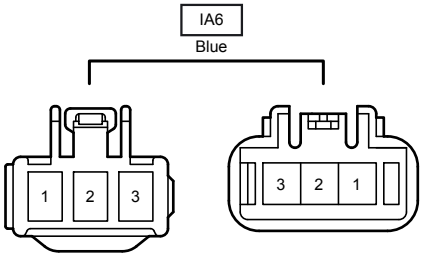
IA6
Blue
1 2 3
3 2 1

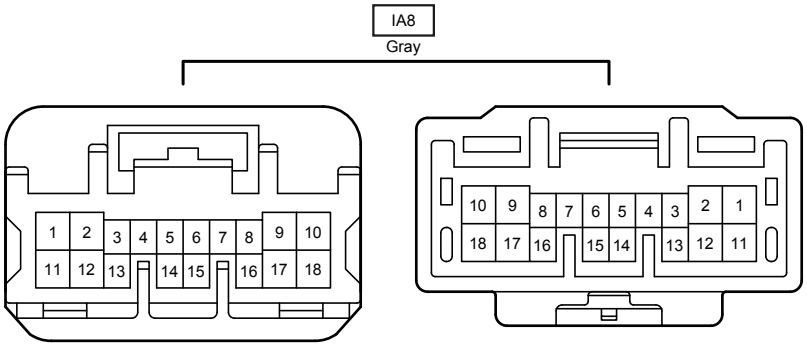
IA8
Gray
1 2 3 4 5 6 7 8 9 10
11 12 13 14 15 16 17 18
10 9 8 7 6 5 4 3 2 1
18 17 16 15 14 13 12 11

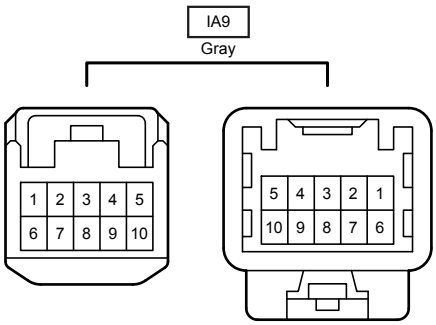
IA9
Gray
1 2 3 4 5
6 7 8 9 10
5 4 3 2 1
10 9 8 7 6

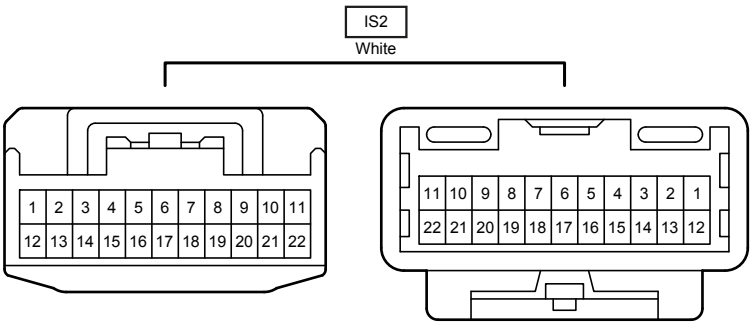
IS2
White
1 2 3 4 5 6 7 8 9 10 11
12 13 14 15 16 17 18 19 20 21 22
11 10 9 8 7 6 5 4 3 2 1
22 21 20 19 18 17 16 15 14 13 12