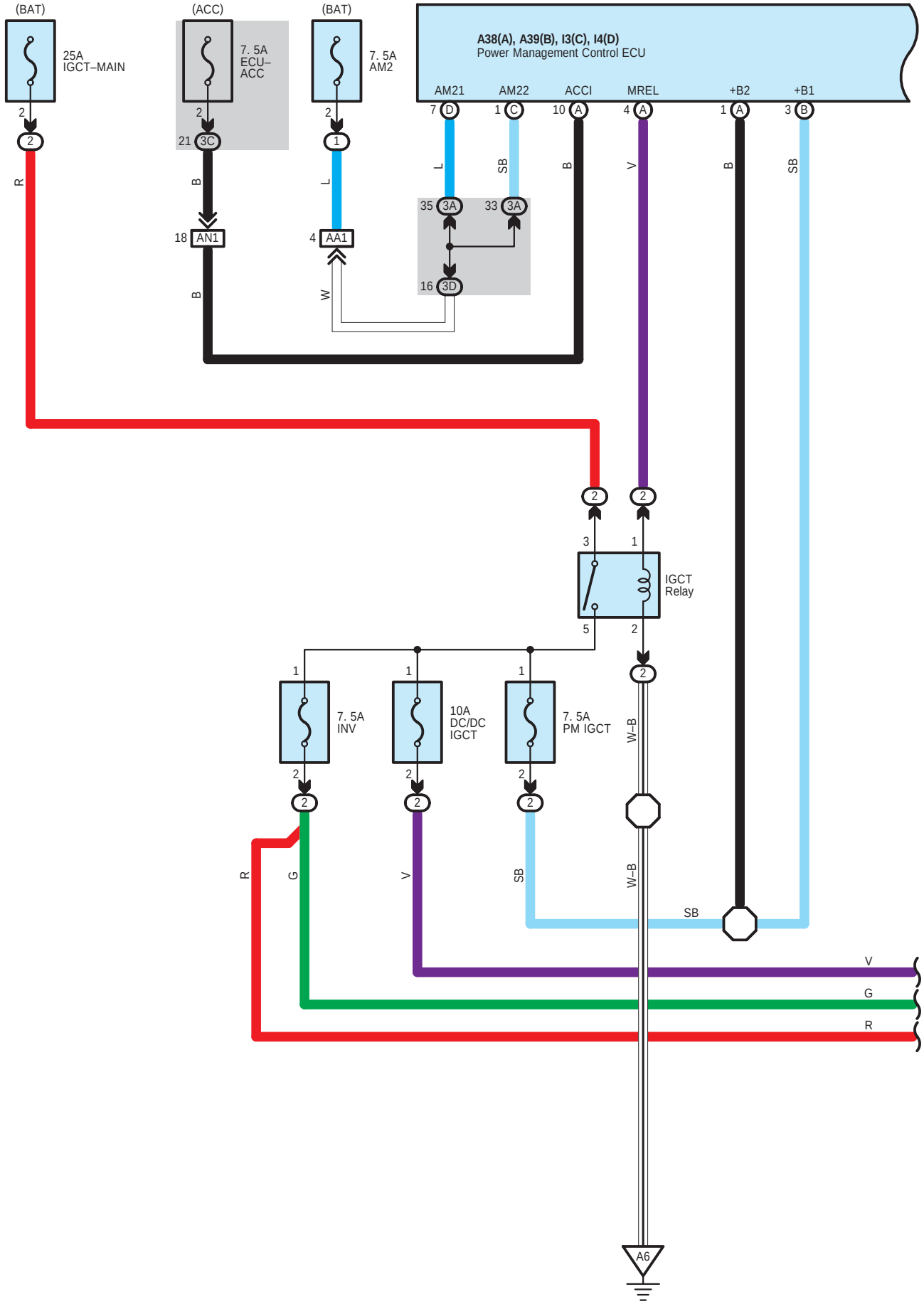
(BAT)
25A
IGCT–MAIN
(ACC)
7. 5A
ECU–
ACC
(BAT)
7. 5A
AM2
A38(A), A39(B), I3(C), I4(D)
Power Management Control ECU
AM21
AM22
ACCI
MREL
+B2
+B1
AN1
AA1
IGCT
Relay
7. 5A
INV
10A
DC/DC
IGCT
7. 5A
PM IGCT
W–B
A6
R
B
L
W
SB
V
G

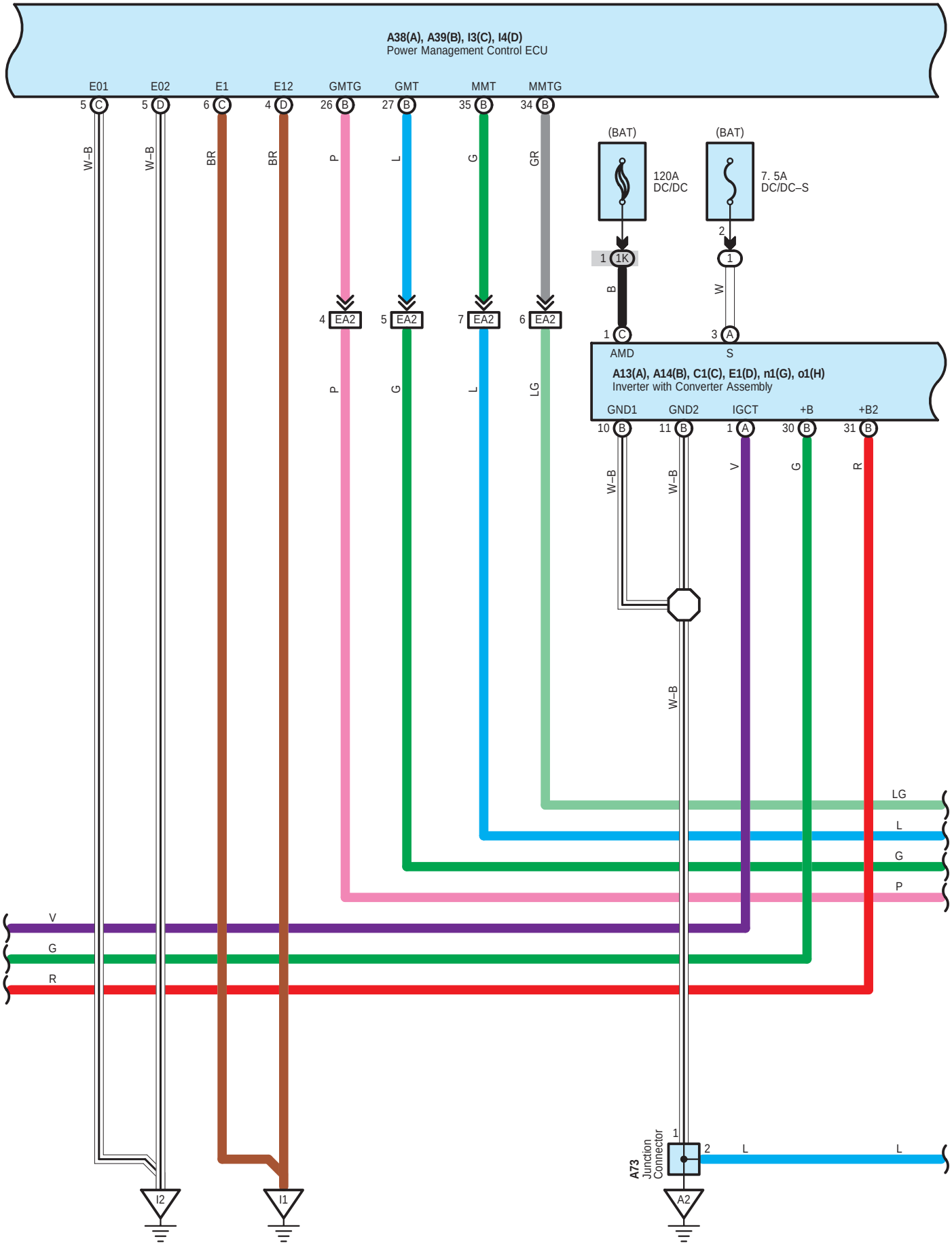
A38(A), A39(B), I3(C), I4(D)
Power Management Control ECU
E01
E02
E1
E12
GMTG
GMT
MMT
MMTG
5 C
5 D
6 C
4 D
26 B
27 B
35 B
34 B
W–B
W–B
BR
BR
P
L
G
GR
(BAT)
120A
DC/DC
(BAT)
7. 5A
DC/DC–S
2
1 1K
1
B
W
4 EA2
5 EA2
7 EA2
6 EA2
1 C
3 A
AMD
S
A13(A), A14(B), C1(C), E1(D), n1(G), o1(H)
Inverter with Converter Assembly
GND1
GND2
IGCT
+B
+B2
10 B
11 B
1 A
30 B
31 B
W–B
W–B
V
G
R
P
L
G
LG
V
G
R
A73
Junction
Connector
1
2
L
L
I2
I1
A2

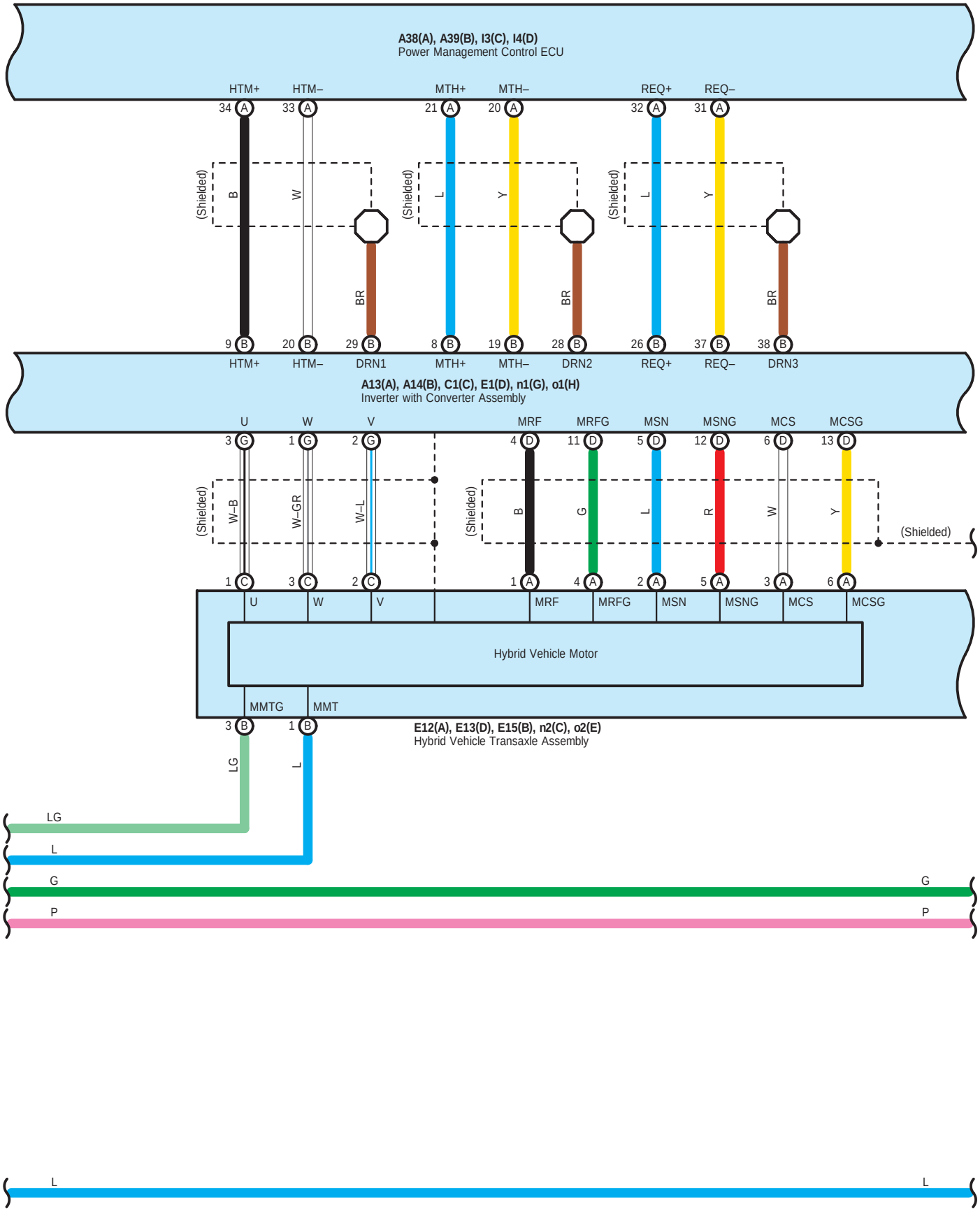
A38(A), A39(B), I3(C), I4(D)
Power Management Control ECU
HTM+
HTM–
MTH+
MTH–
REQ+
REQ–
34 A
33 A
21 A
20 A
32 A
31 A
(Shielded)
B
W
BR
L
Y
9 B
20 B
29 B
8 B
19 B
28 B
26 B
37 B
38 B
DRN1
DRN2
DRN3
A13(A), A14(B), C1(C), E1(D), n1(G), o1(H)
Inverter with Converter Assembly
U
W
V
MRF
MRFG
MSN
MSNG
MCS
MCSG
3 G
1 G
2 G
4 D
11 D
5 D
12 D
6 D
13 D
W–B
W–GR
W–L
G
R
1 C
3 C
2 C
1 A
4 A
2 A
5 A
3 A
6 A
Hybrid Vehicle Motor
MMTG
MMT
3 B
1 B
E12(A), E13(D), E15(B), n2(C), o2(E)
Hybrid Vehicle Transaxle Assembly
LG
G
P

L

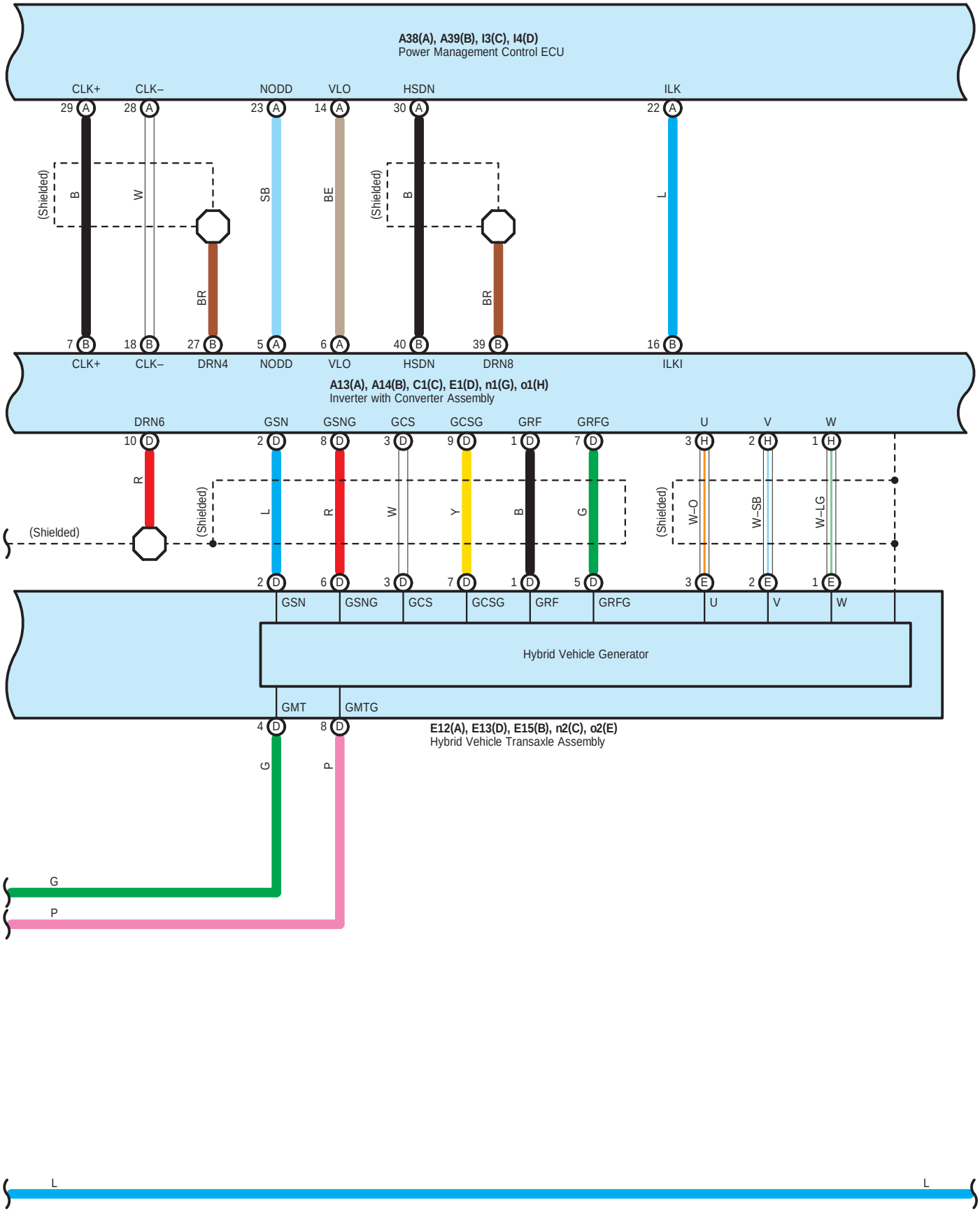
A38(A), A39(B), I3(C), I4(D)
Power Management Control ECU
CLK+
CLK–
NODD
VLO
HSDN
ILK
29 A
28 A
23 A
14 A
30 A
22 A
(Shielded)
B
W
SB
BE
(Shielded)
B
L
BR
BR
7 B
18 B
27 B
5 A
6 A
40 B
39 B
16 B
CLK+
CLK–
DRN4
NODD
VLO
HSDN
DRN8
ILKI
A13(A), A14(B), C1(C), E1(D), n1(G), o1(H)
Inverter with Converter Assembly
DRN6
GSN
GSNG
GCS
GCSG
GRF
GRFG
U
V
W
10 D
2 D
8 D
3 D
9 D
1 D
7 D
3 H
2 H
1 H
R
(Shielded)
(Shielded)
L
R
W
Y
B
G
(Shielded)
W–O
W–SB
W–LG
2 D
6 D
3 D
7 D
1 D
5 D
3 E
2 E
1 E
GSN
GSNG
GCS
GCSG
GRF
GRFG
U
V
W
Hybrid Vehicle Generator
GMT
GMTG
4 D
8 D
E12(A), E13(D), E15(B), n2(C), o2(E)
Hybrid Vehicle Transaxle Assembly
G
P
G
P
L
L

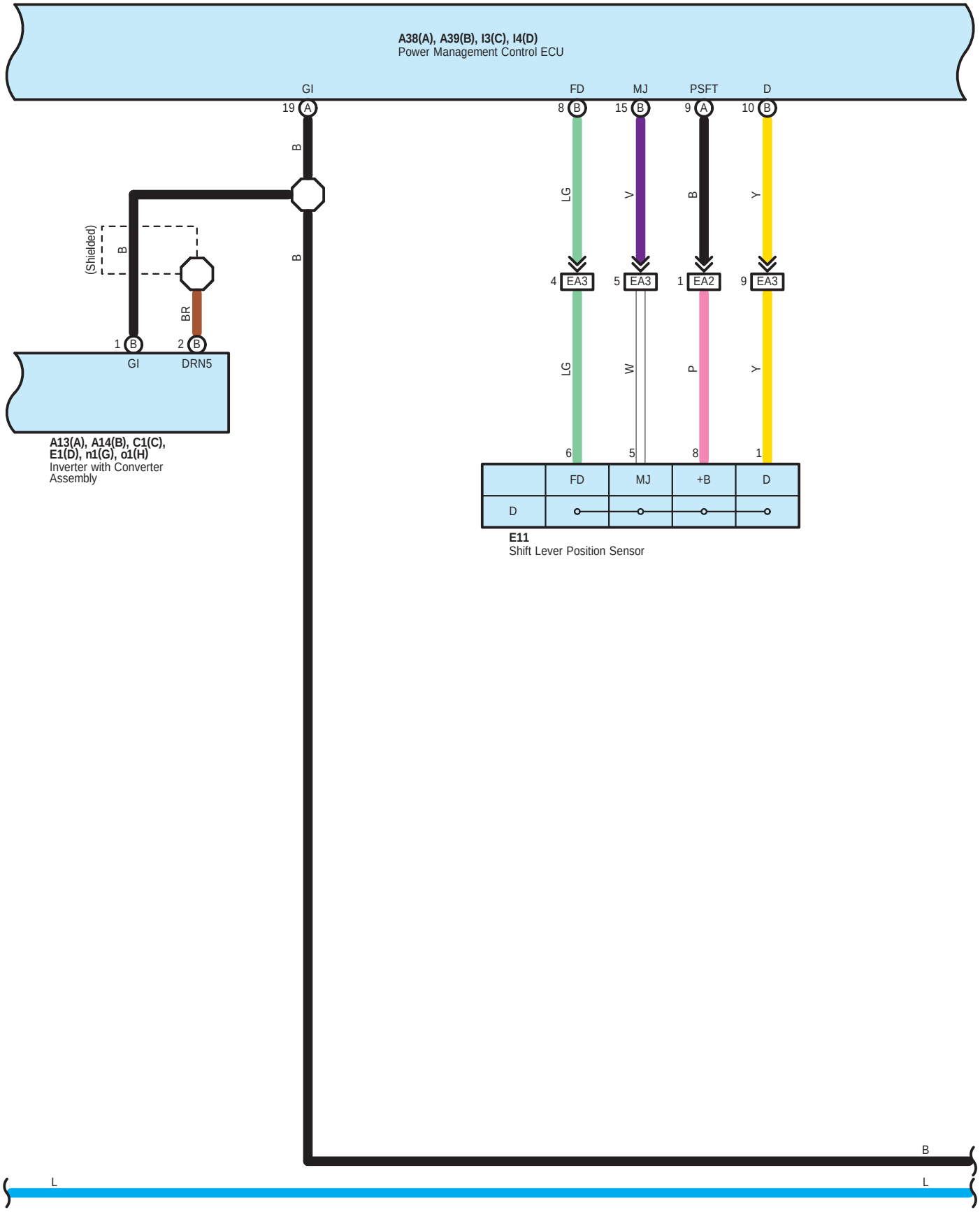
A38(A), A39(B), I3(C), I4(D)
Power Management Control ECU
GI
FD
MJ
PSFT
D
19 A
8 B
15 B
9 A
10 B
B
LG
V
B
Y
(Shielded)
B
B
4 EA3
5 EA3
1 EA2
9 EA3
BR
1 B
2 B
GI
DRN5
LG
W
P
Y
6
5
8
1
A13(A), A14(B), C1(C),
E1(D), n1(G), o1(H)
Inverter with Converter
Assembly
FD
MJ
+B
D
D
E11
Shift Lever Position Sensor
B
L
L

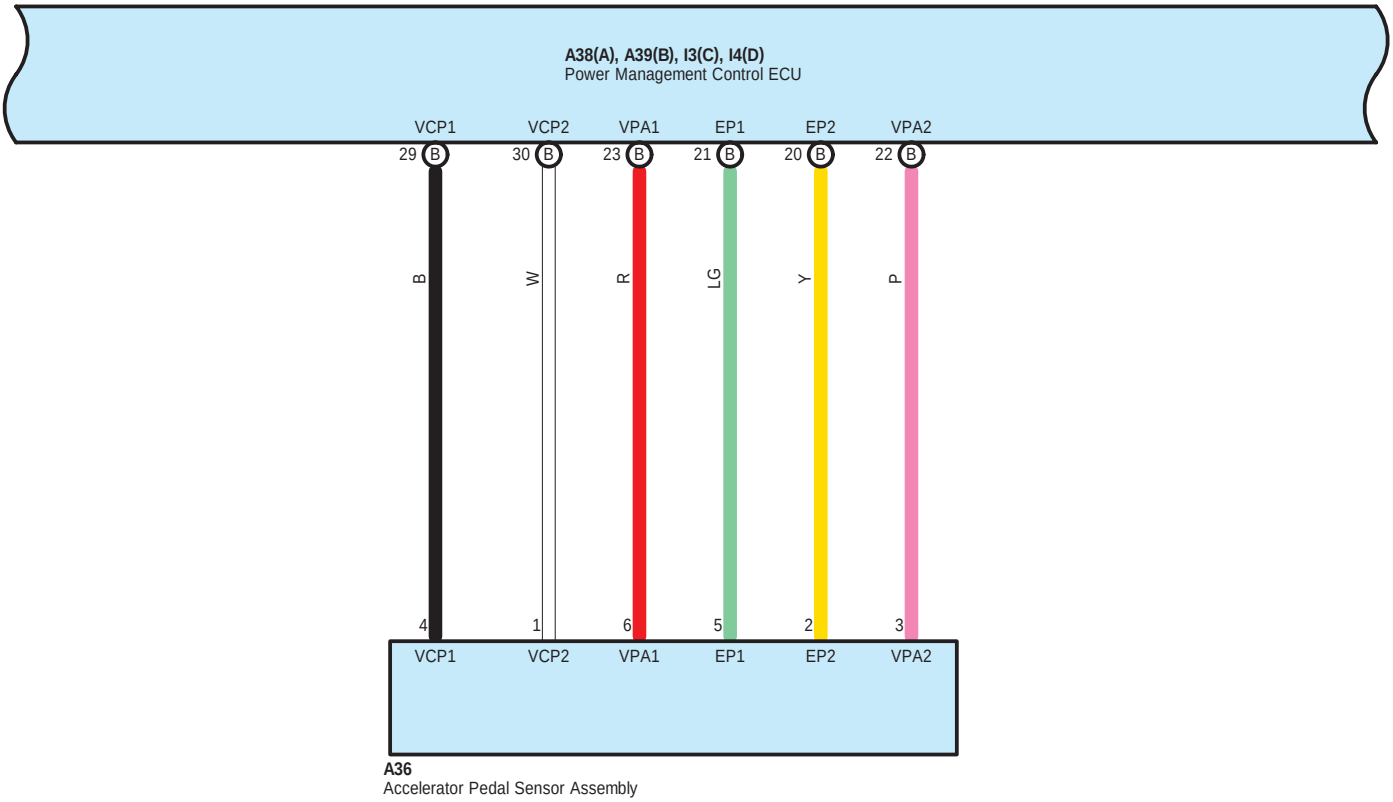
A38(A), A39(B), I3(C), I4(D)
Power Management Control ECU
VCP1
VCP2
VPA1
EP1
EP2
VPA2
29 B
30 B
23 B
21 B
20 B
22 B
B
W
R
LG
Y
P
4
1
6
5
2
3
VCP1
VCP2
VPA1
EP1
EP2
VPA2
A36
Accelerator Pedal Sensor Assembly

B
B
L
L

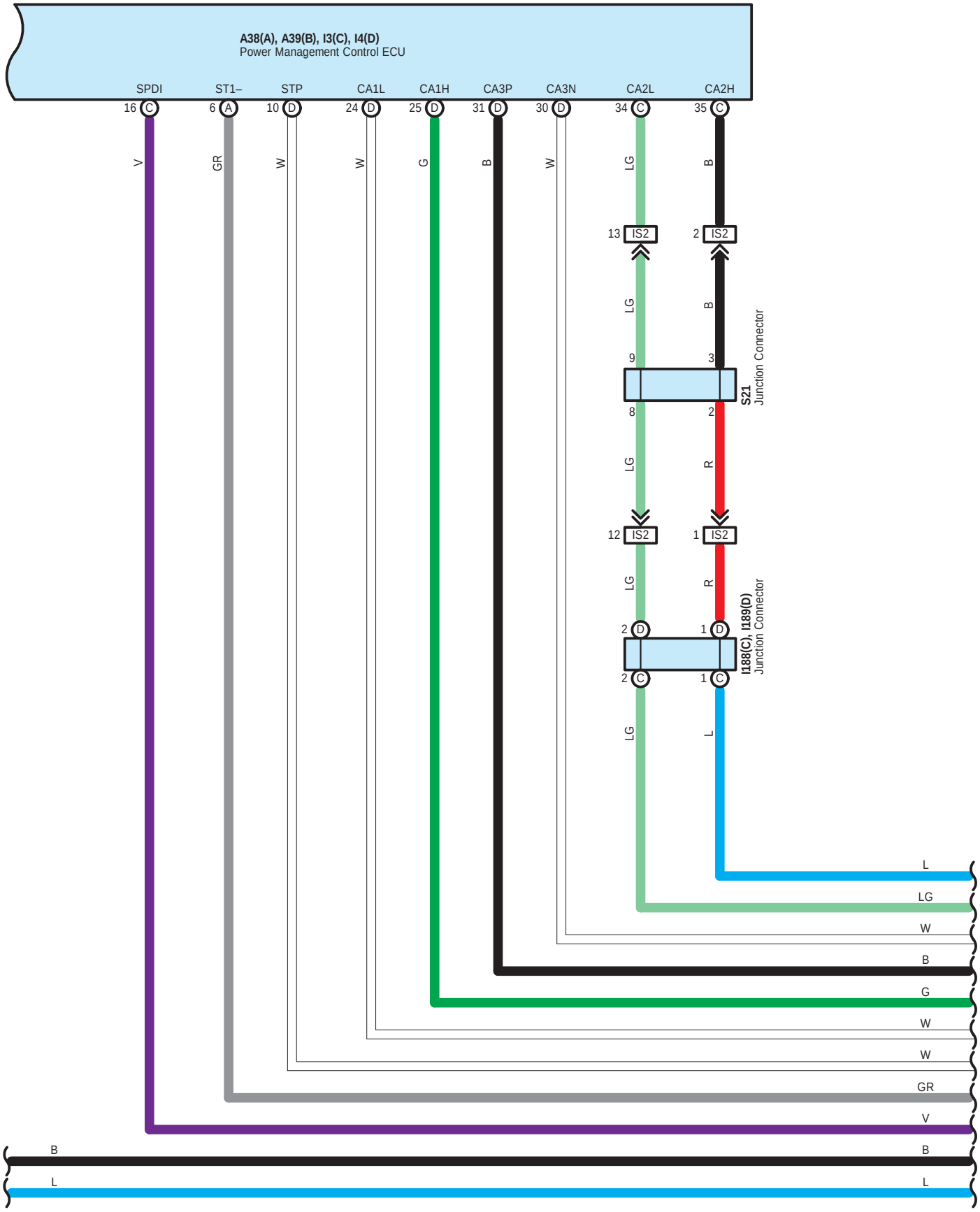
A38(A), A39(B), I3(C), I4(D)
Power Management Control ECU
SPDI
ST1–
STP
CA1L
CA1H
CA3P
CA3N
CA2L
CA2H
16 C
6 A
10 D
24 D
25 D
31 D
30 D
34 C
35 C
V
GR
W
W
G
B
W
LG
B
13 IS2
2 IS2
LG
B
9
3
S21
Junction Connector
8
2
LG
R
12 IS2
1 IS2
LG
R
2 D
1 D
I188(C), I189(D)
Junction Connector
2 C
1 C
LG
L
L
LG
W
B
G
W
W
GR
V
B
B
L
L

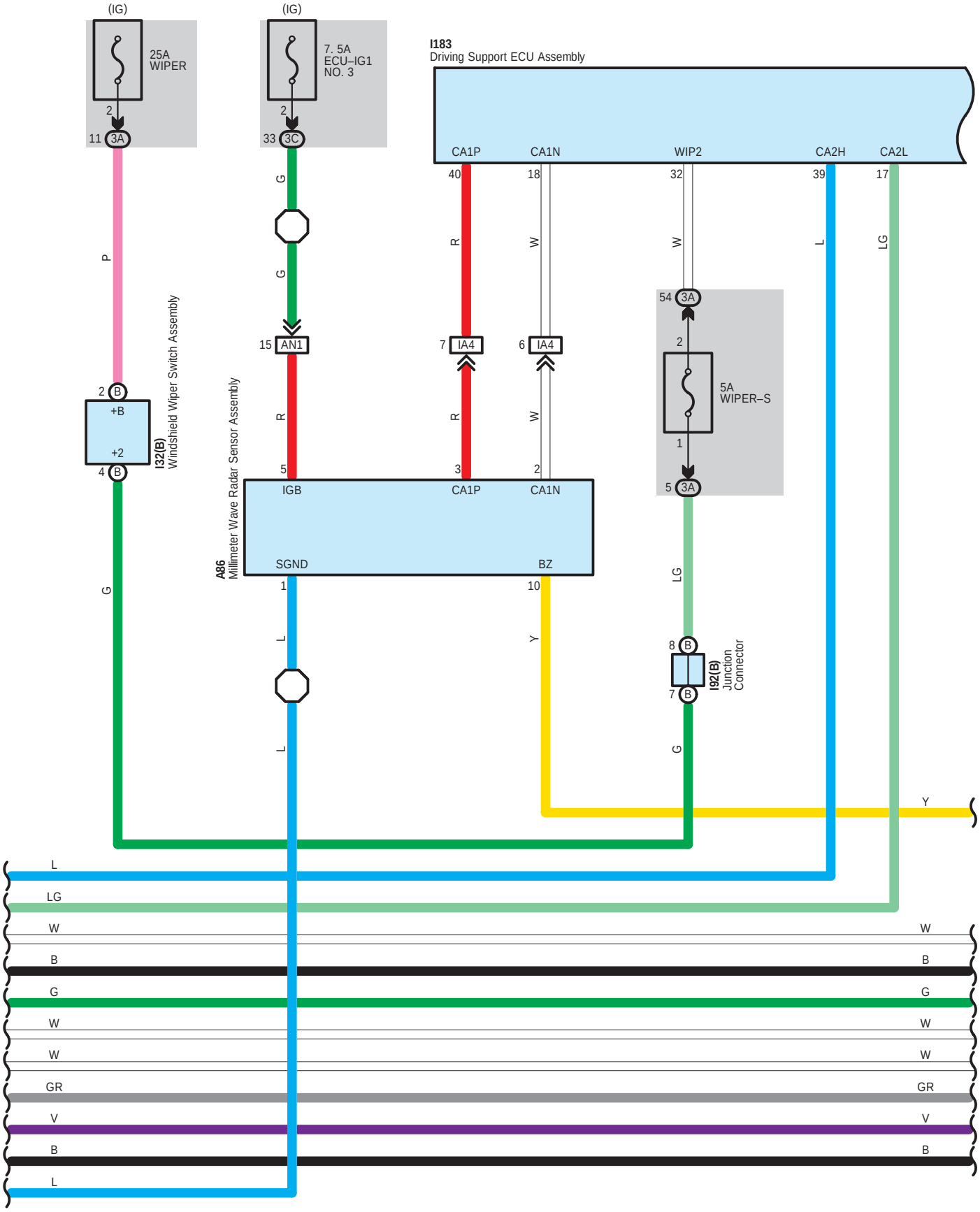
(IG)
25A
WIPER
2
11 3A
(IG)
7. 5A
ECU–IG1
NO. 3
2
33 3C
I183
Driving Support ECU Assembly
CA1P
CA1N
WIP2
CA2H
CA2L
40
18
32
39
17
P
G
G
R
W
W
L
LG
54 3A
2
5A
WIPER–S
1
5 3A
15 AN1
7 IA4
6 IA4
2 B
+B
+2
4 B
I32(B)
Windshield Wiper Switch Assembly
R
R
W
W
5
3
2
IGB
CA1P
CA1N
A86
Millimeter Wave Radar Sensor Assembly
SGND
BZ
1
10
G
L
L
Y
LG
8 B
7 B
I92(B)
Junction
Connector
G
Y
L
LG
W
B
G
W
W
GR
V
B
L
W
B
G
W
W
GR
V
B

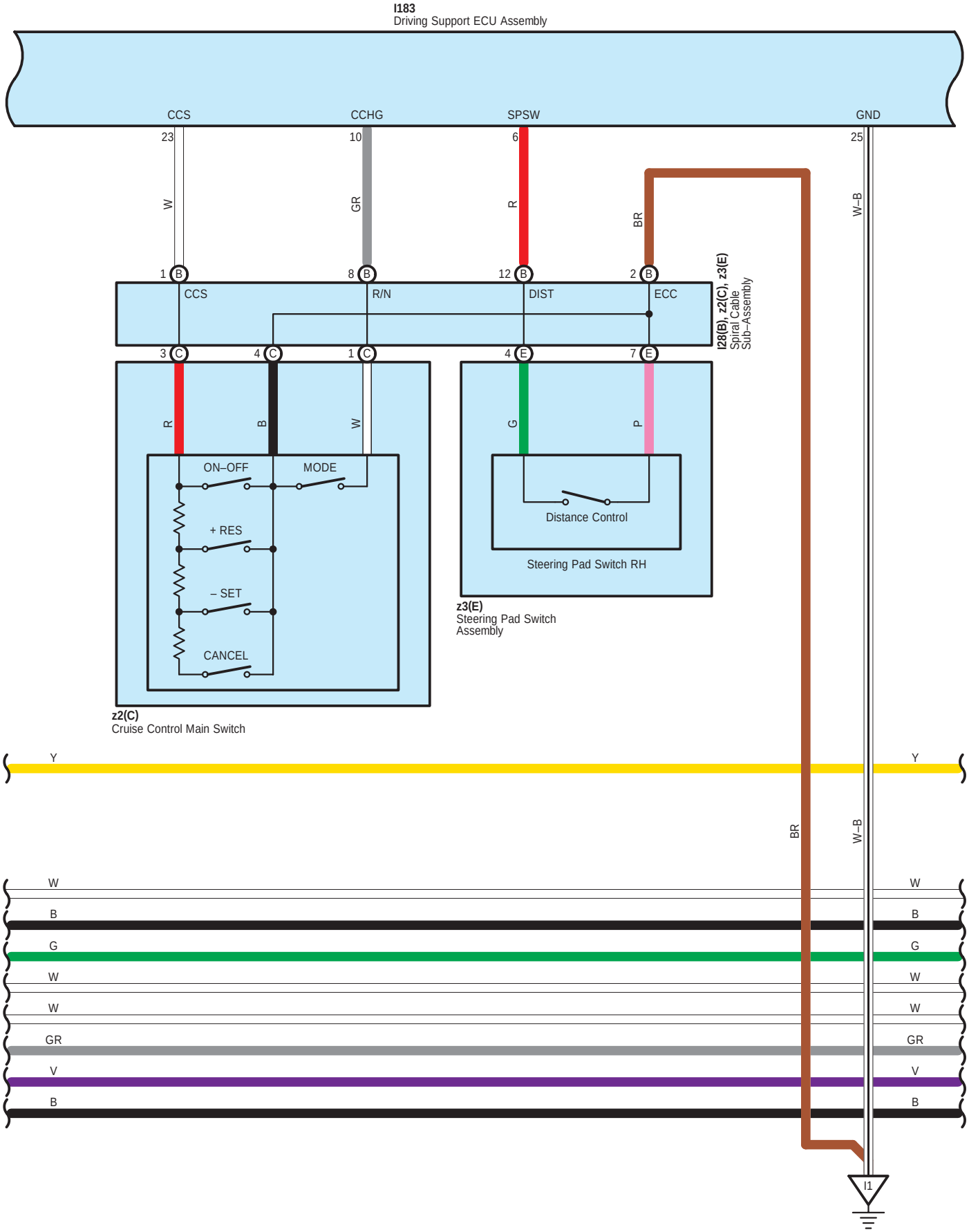
I183
Driving Support ECU Assembly
CCS
CCHG
SPSW
GND
23
10
6
25
W
GR
R
BR
W–B
1 B
8 B
12 B
2 B
CCS
R/N
DIST
ECC
I28(B), z2(C), z3(E)
Spiral Cable
Sub–Assembly
3 C
4 C
1 C
4 E
7 E
R
B
W
G
P
ON–OFF
MODE
+ RES
– SET
CANCEL
Distance Control
Steering Pad Switch RH
z3(E)
Steering Pad Switch
Assembly
z2(C)
Cruise Control Main Switch
Y
Y
BR
W–B
W
B
G
W
W
GR
V
B
I1

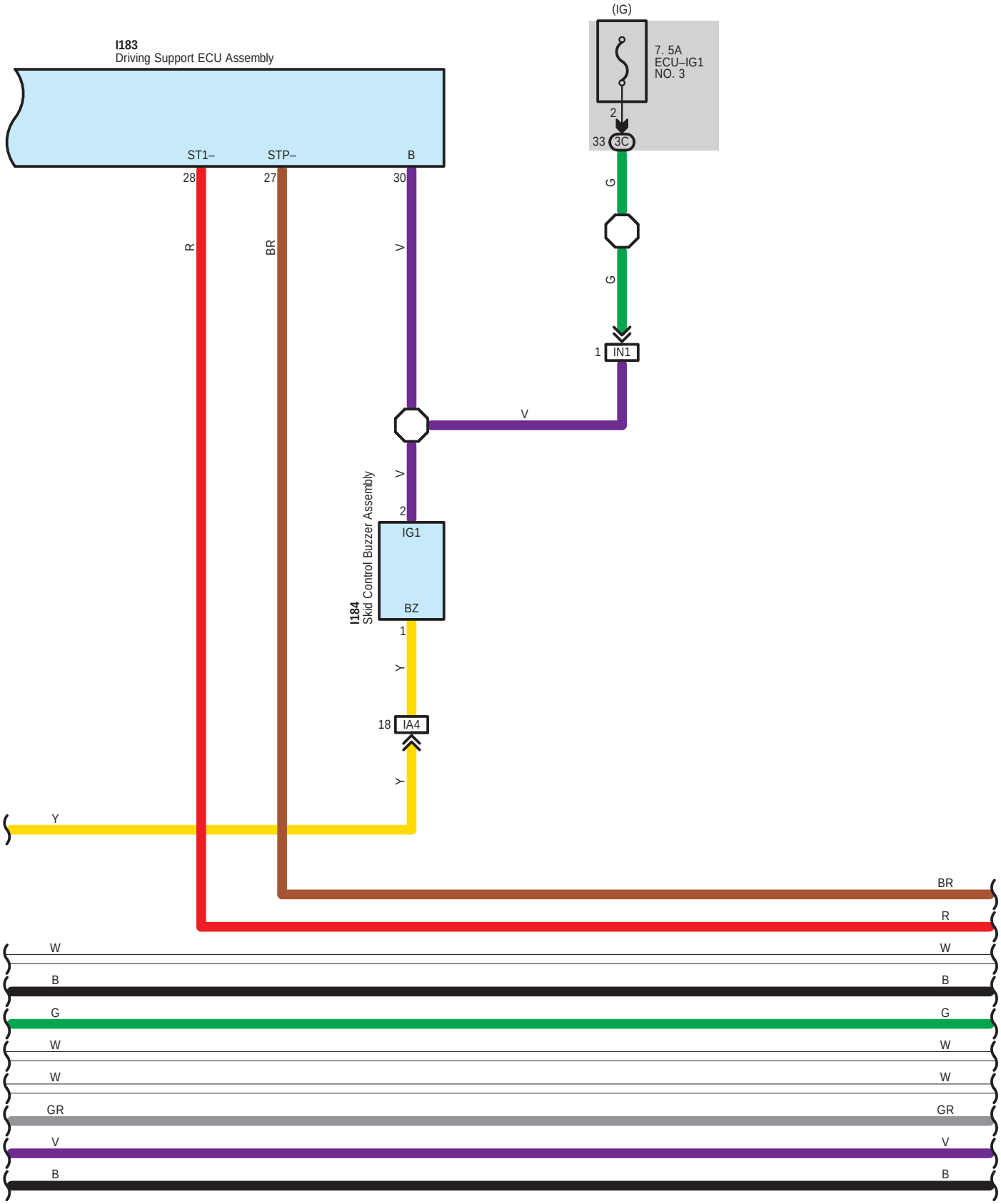
(IG)
7. 5A
ECU–IG1
NO. 3
2
33
3C
I183
Driving Support ECU Assembly
ST1–
STP–
B
28
27
30
R
BR
V
G
G
1
IN1
V
V
2
IG1
I184
Skid Control Buzzer Assembly
BZ
1
Y
18
IA4
Y
Y
BR
R
W
W
B
B
G
G
W
W
W
W
GR
GR
V
V
B
B

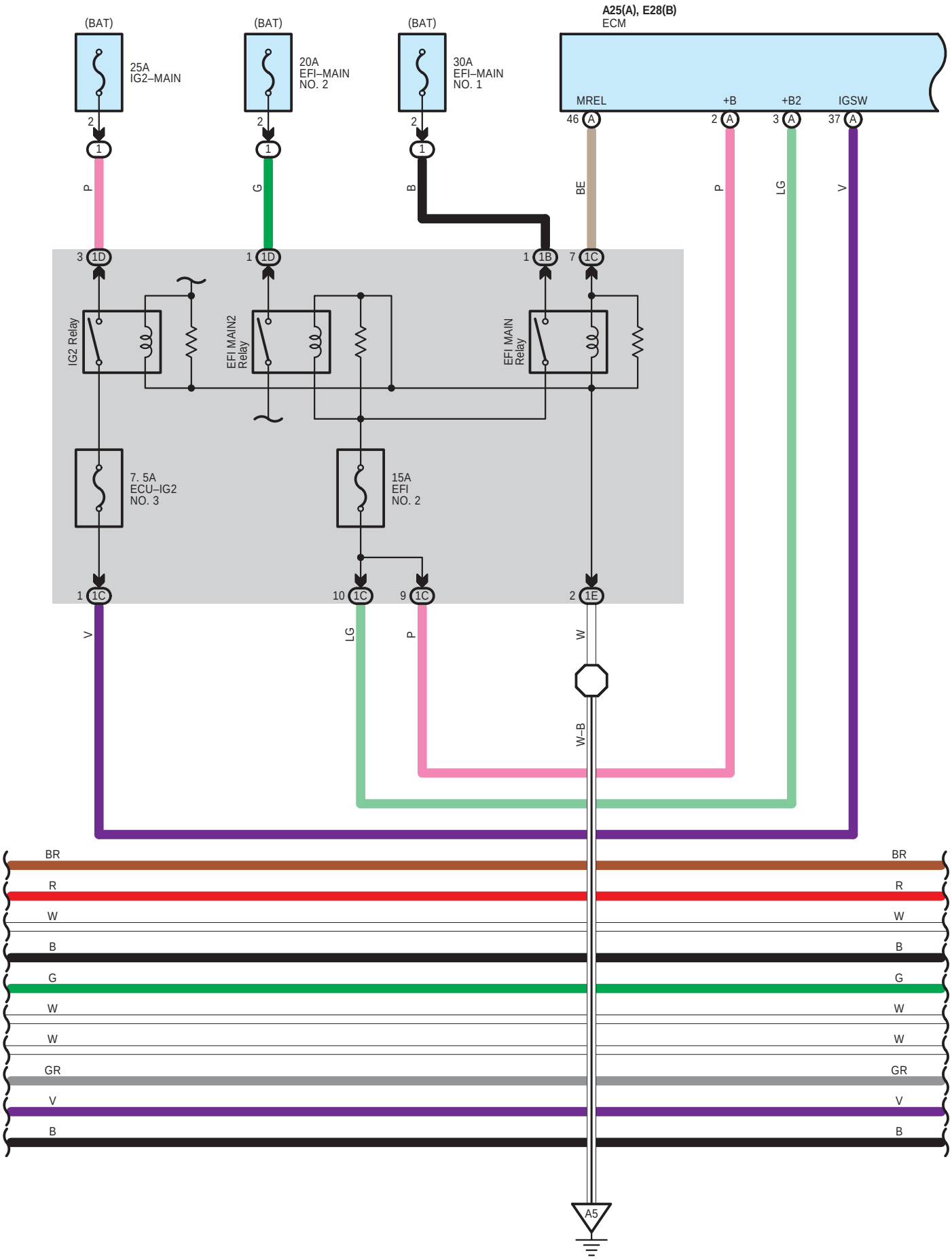
(BAT)
25A
IG2–MAIN
(BAT)
20A
EFI–MAIN
NO. 2
(BAT)
30A
EFI–MAIN
NO. 1
A25(A), E28(B)
ECM
MREL
+B
+B2
IGSW
46 A
2 A
3 A
37 A
2
1
P
G
B
BE
P
LG
V
3 1D
1 1D
1 1B
7 1C
IG2 Relay
EFI MAIN2
Relay
EFI MAIN
Relay
7. 5A
ECU–IG2
NO. 3
15A
EFI
NO. 2
1 1C
10 1C
9 1C
2 1E
V
LG
P
W
W–B
BR
R
W
B
G
W
W
GR
V
B
A5

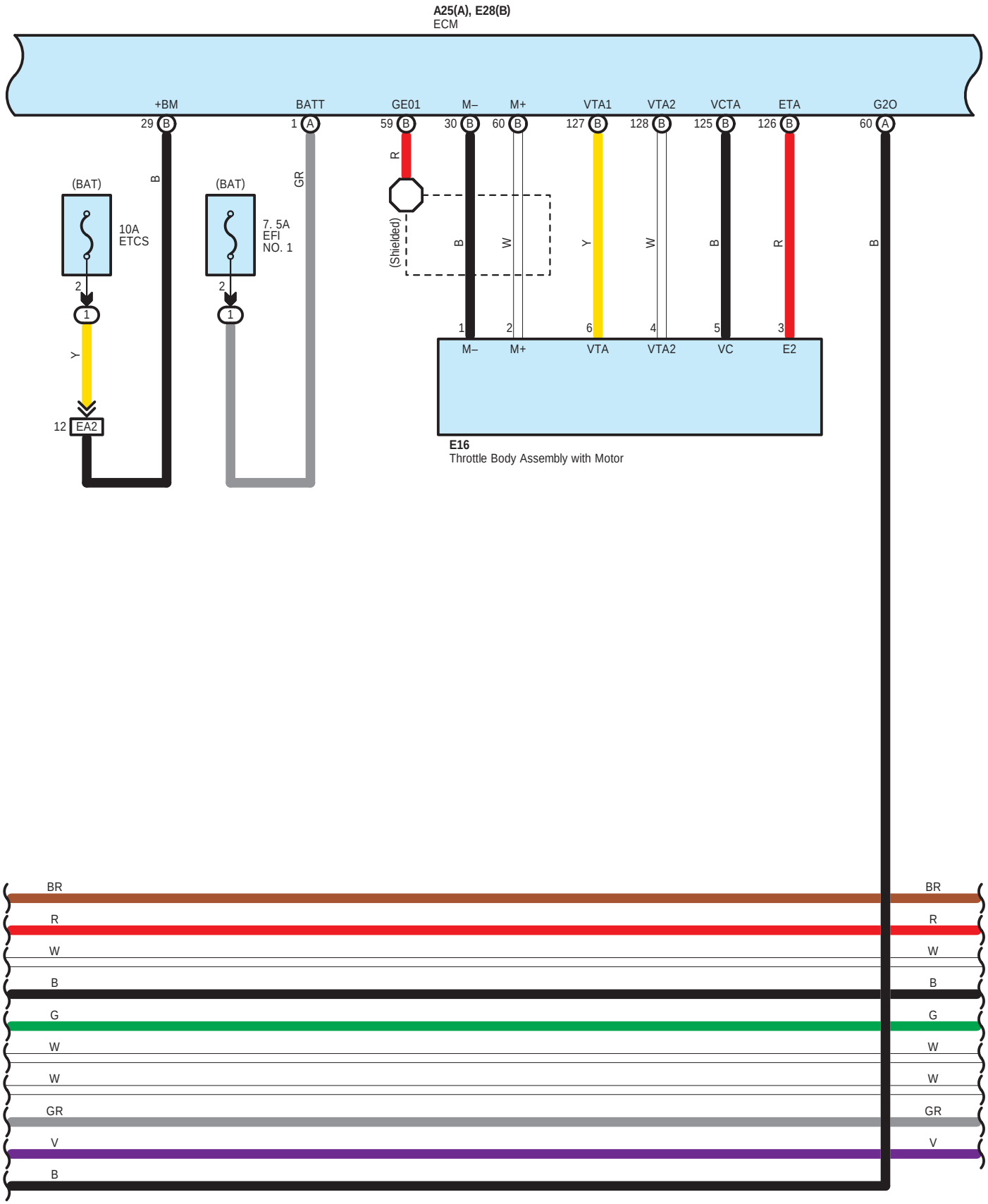
A25(A), E28(B)
ECM
+BM
BATT
GE01
M–
M+
VTA1
VTA2
VCTA
ETA
G2O
29 B
1 A
59 B
30 B
60 B
127 B
128 B
125 B
126 B
60 A
(BAT)
10A
ETCS
2
1
Y
12 EA2
B
(BAT)
7. 5A
EFI
NO. 1
2
1
GR
R
(Shielded)
B
W
Y
W
B
R
B
1
2
6
4
5
3
M–
M+
VTA
VTA2
VC
E2
E16
Throttle Body Assembly with Motor
BR
R
W
B
G
W
W
GR
V
B

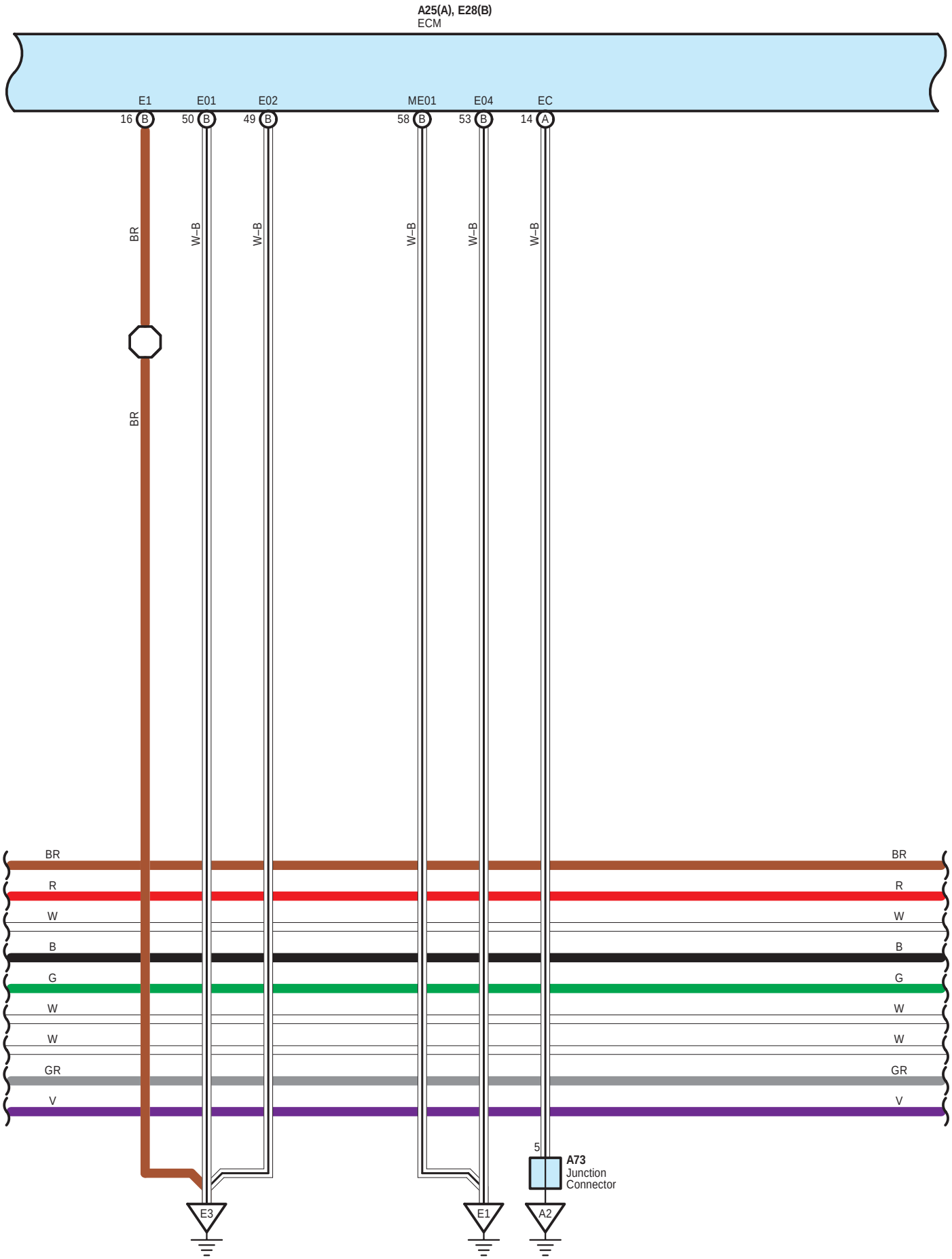
A25(A), E28(B)
ECM
E1
E01
E02
ME01
E04
EC
16 B
50 B
49 B
58 B
53 B
14 A
BR
W–B
W–B
W–B
W–B
W–B
BR
BR
R
W
B
G
W
W
GR
V
BR
R
W
B
G
W
W
GR
V
5
A73
Junction
Connector
E3
E1
A2

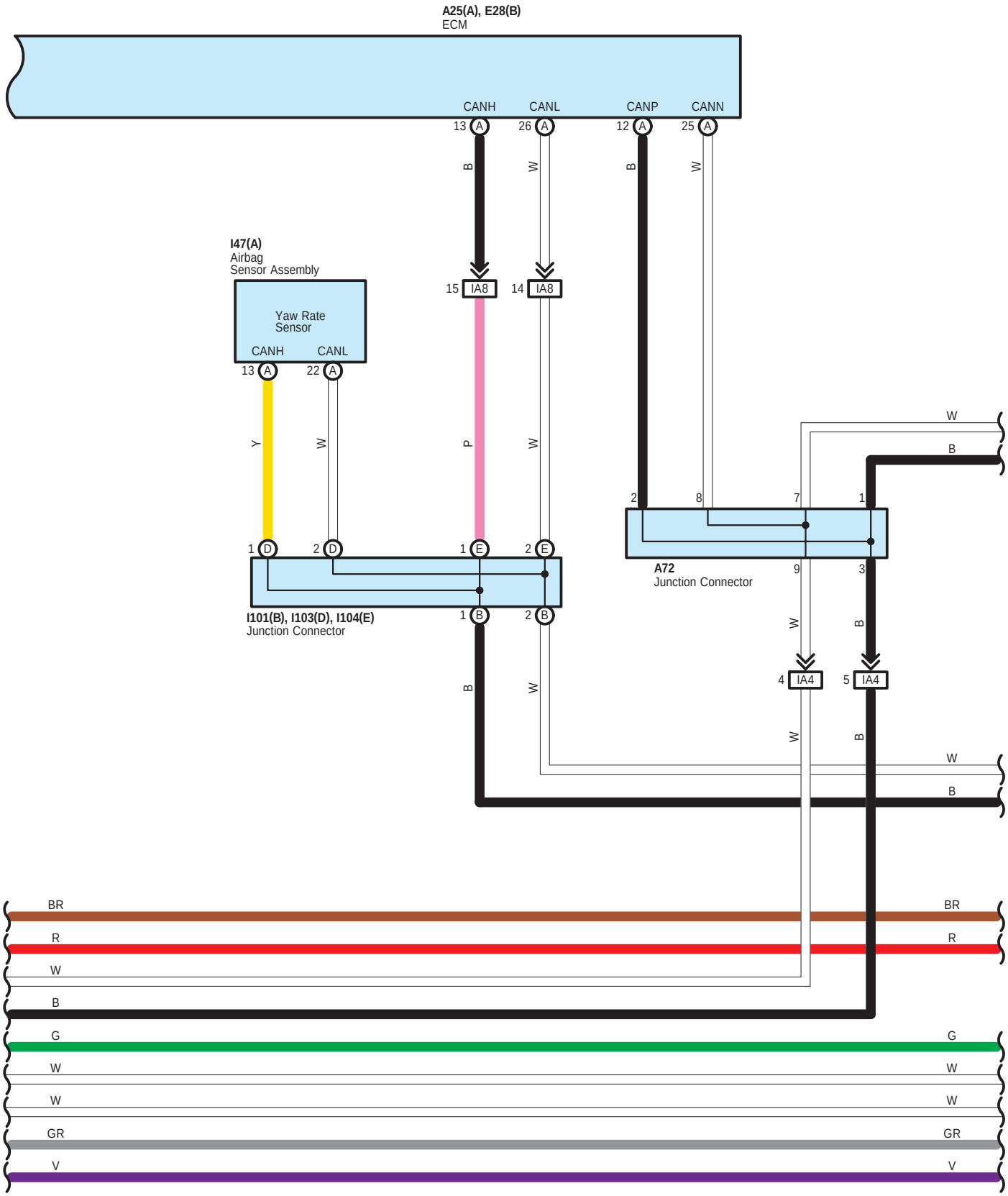
A25(A), E28(B)
ECM
CANH
CANL
CANP
CANN
13 A
26 A
12 A
25 A
B
W
B
W
I47(A)
Airbag
Sensor Assembly
Yaw Rate
Sensor
CANH
CANL
13 A
22 A
15 IA8
14 IA8
Y
W
P
W
W
B
2
8
7
1
1 D
2 D
1 E
2 E
A72
Junction Connector
9
3
I101(B), I103(D), I104(E)
Junction Connector
1 B
2 B
W
B
4 IA4
5 IA4
B
W
W
B
W
B
BR
R
W
B
G
W
W
GR
V
BR
R
G
W
W
GR
V

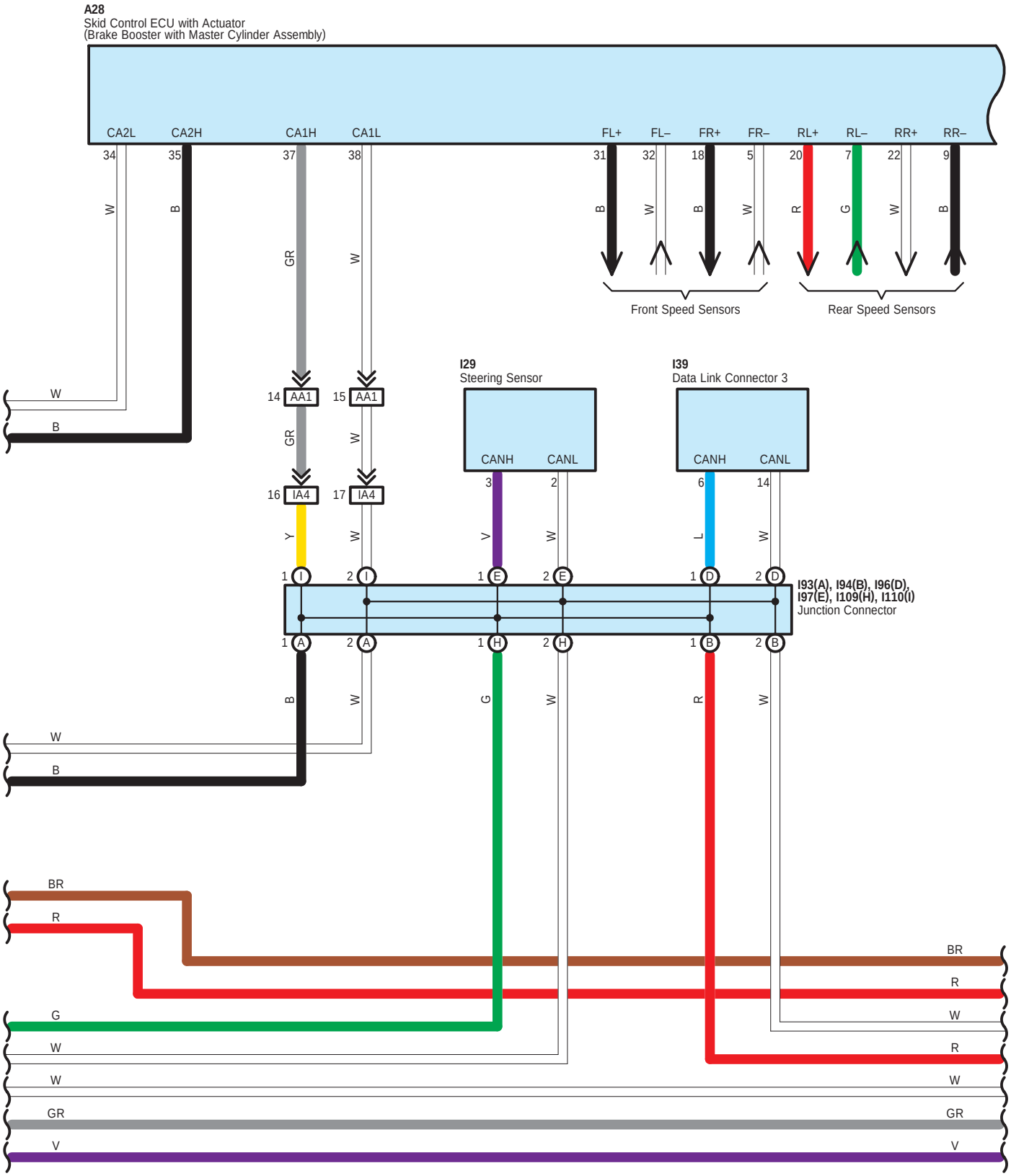
A28
Skid Control ECU with Actuator
(Brake Booster with Master Cylinder Assembly)
CA2L
CA2H
CA1H
CA1L
FL+
FL–
FR+
FR–
RL+
RL–
RR+
RR–
Front Speed Sensors
Rear Speed Sensors
I29
Steering Sensor
CANH
CANL
I39
Data Link Connector 3
CANH
CANL
AA1
IA4
I93(A), I94(B), I96(D),
I97(E), I109(H), I110(I)
Junction Connector

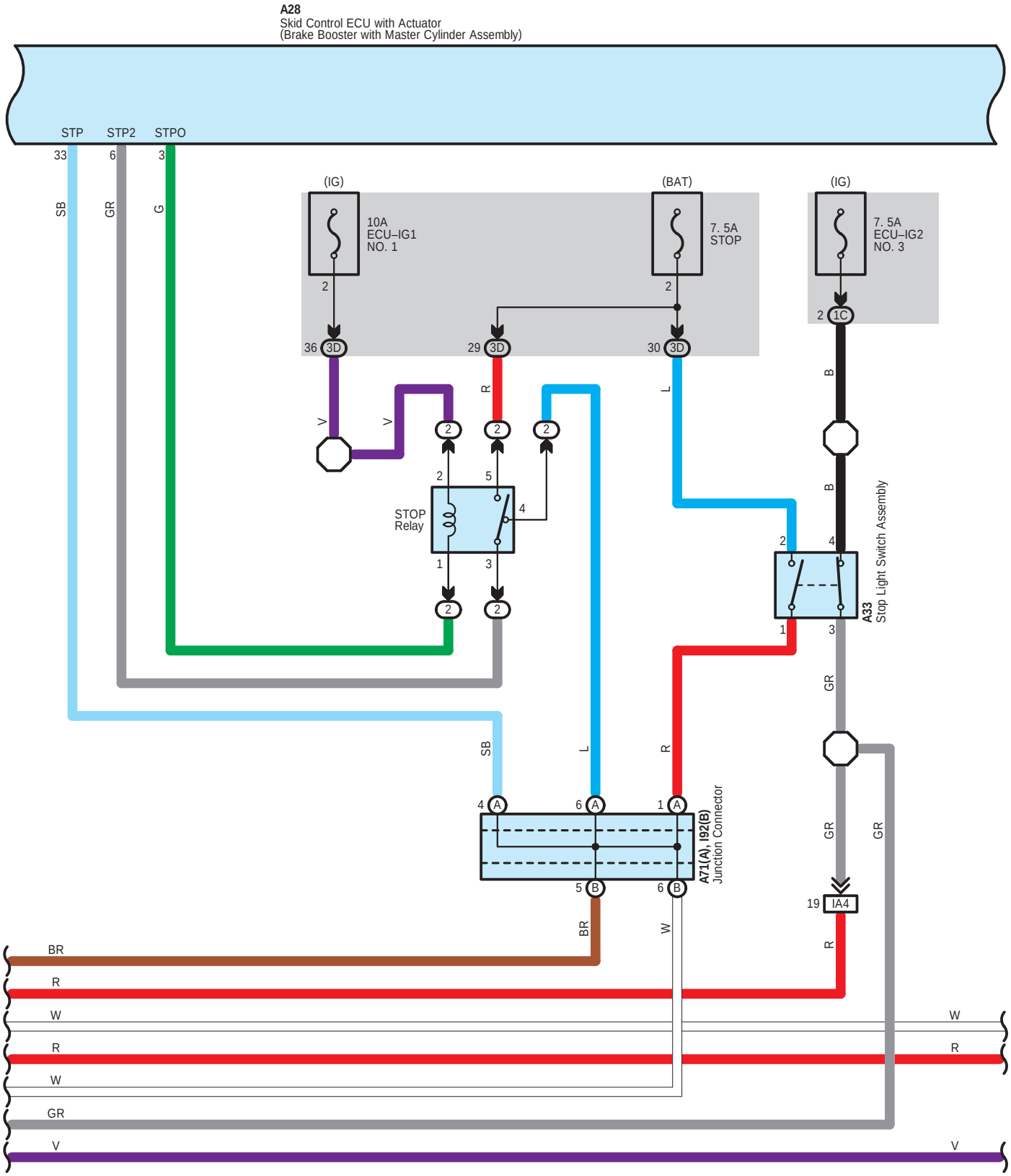
A28
Skid Control ECU with Actuator
(Brake Booster with Master Cylinder Assembly)
STP
STP2
STPO
33
6
3
SB
GR
G
(IG)
10A
ECU–IG1
NO. 1
(BAT)
7. 5A
STOP
(IG)
7. 5A
ECU–IG2
NO. 3
36 3D
29 3D
30 3D
2 1C
V
R
L
B
STOP
Relay
A33
Stop Light Switch Assembly
A71(A), I92(B)
Junction Connector
19 IA4
BR
W
GR
V

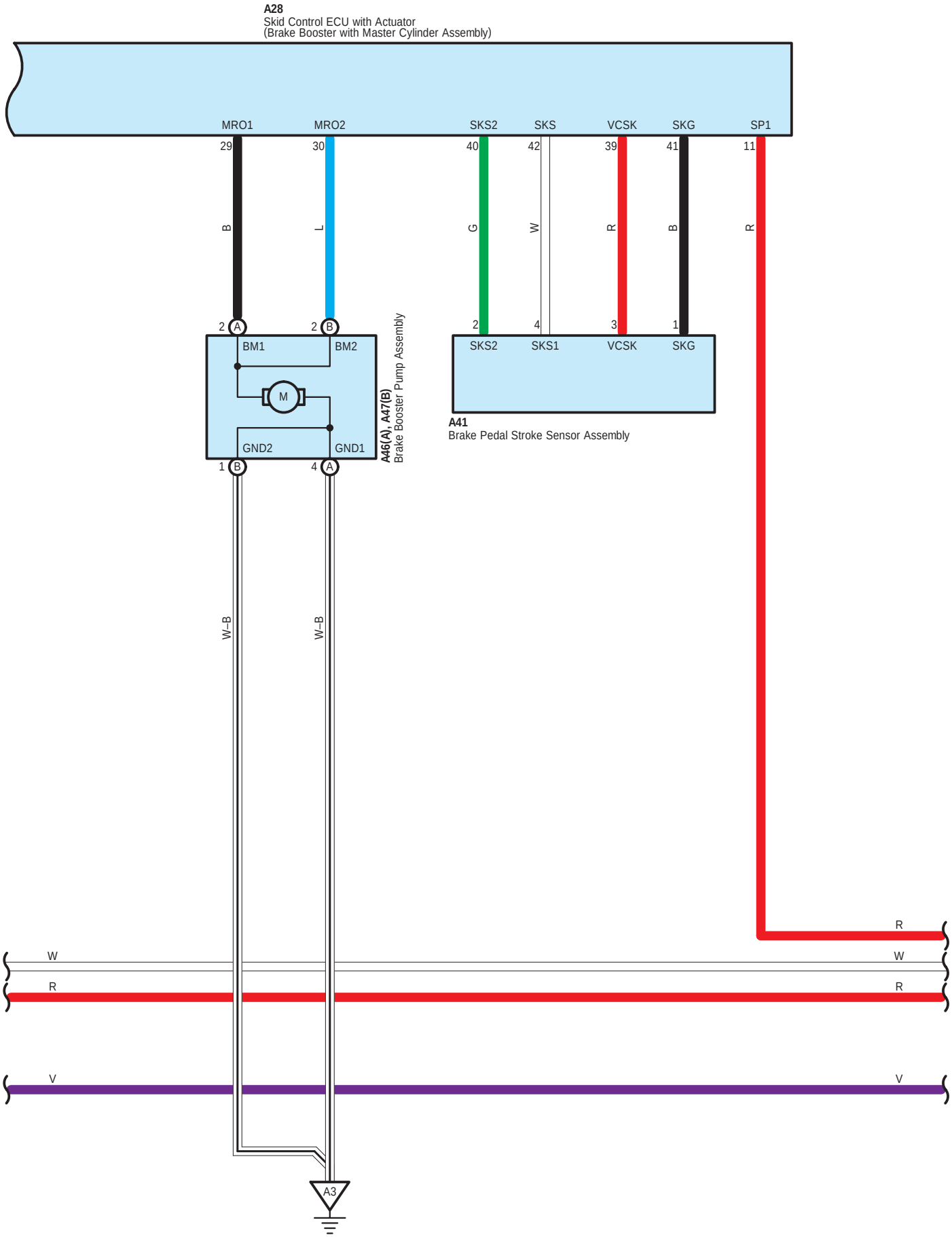
A28
Skid Control ECU with Actuator
(Brake Booster with Master Cylinder Assembly)
MRO1
MRO2
SKS2
SKS
VCSK
SKG
SP1
29
30
40
42
39
41
11
B
L
G
W
R
B
R
2 A
2 B
BM1
BM2
M
GND2
GND1
1 B
4 A
A46(A), A47(B)
Brake Booster Pump Assembly
2
4
3
1
SKS2
SKS1
VCSK
SKG
A41
Brake Pedal Stroke Sensor Assembly
W–B
W–B
R
W
W
R
R
V
V
A3

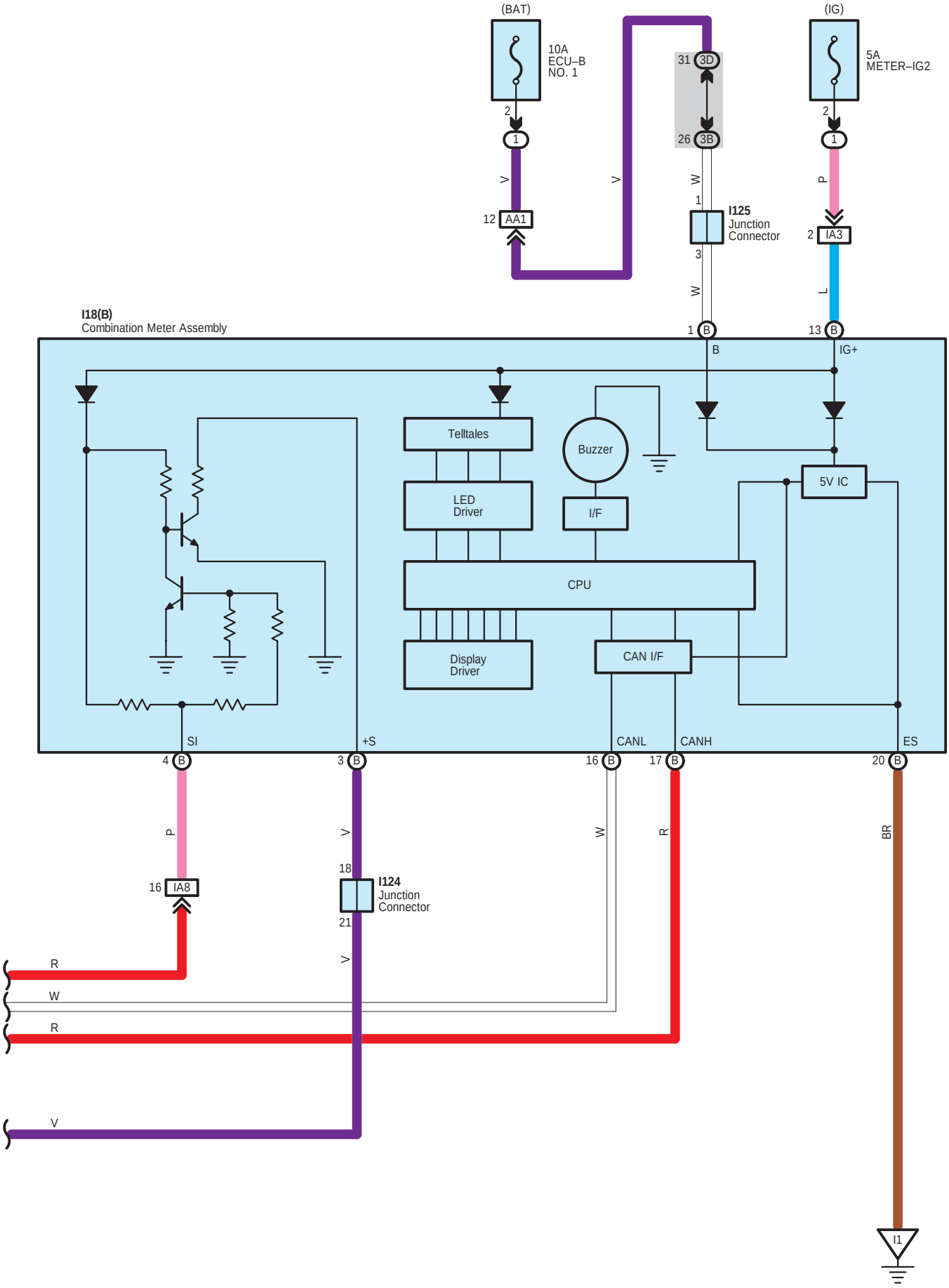
(BAT)
10A
ECU–B
NO. 1
(IG)
5A
METER–IG2
31 3D
26 3B
2
1
V
12 AA1
W
I125
Junction
Connector
P
2 IA3
L
I18(B)
Combination Meter Assembly
1 B
13 B
B
IG+
Telltales
Buzzer
LED
Driver
I/F
5V IC
CPU
Display
Driver
CAN I/F
SI
+S
CANL
CANH
ES
4 B
3 B
16 B
17 B
20 B
16 IA8
18
I124
Junction
Connector
21
R
BR
I1

A 13
Gray



A 14
Black

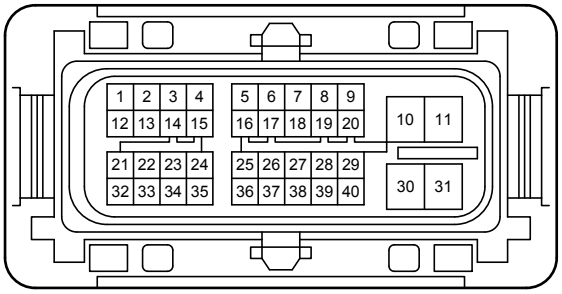

A 25
Black

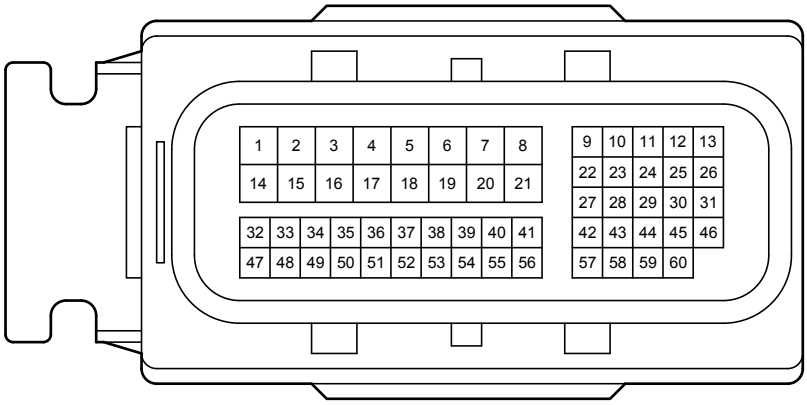

A 28
Black

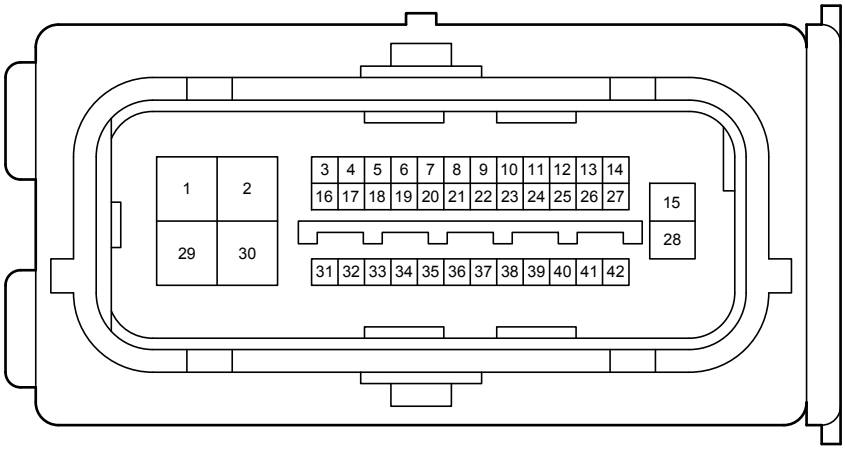

A 33
White

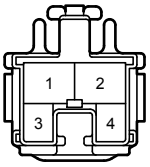

A 36
Black



A 38
Gray

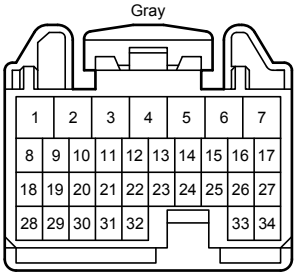

A 39
Gray

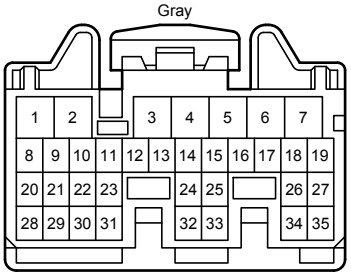

A 41
Black



A 46
Black

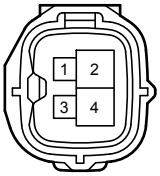

A 47
Black

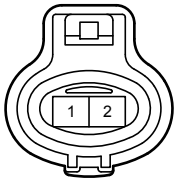

A 71
Gray



A 72
White

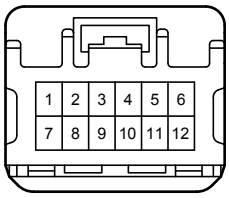

A 73
Gray

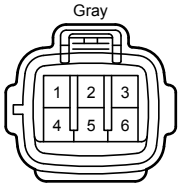

A 86
Black

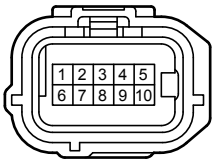

C 1

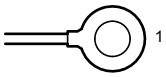

E 1
Gray

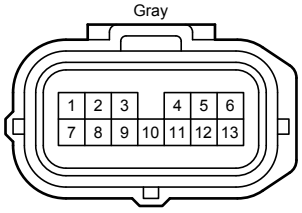

E 11
Gray

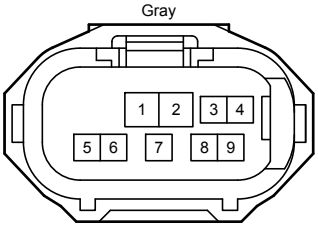

E 12
Gray

E 13
Gray

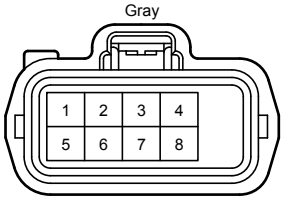

E 15
Gray

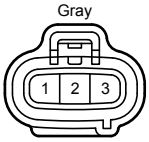

E 16
Black



E 28
Black

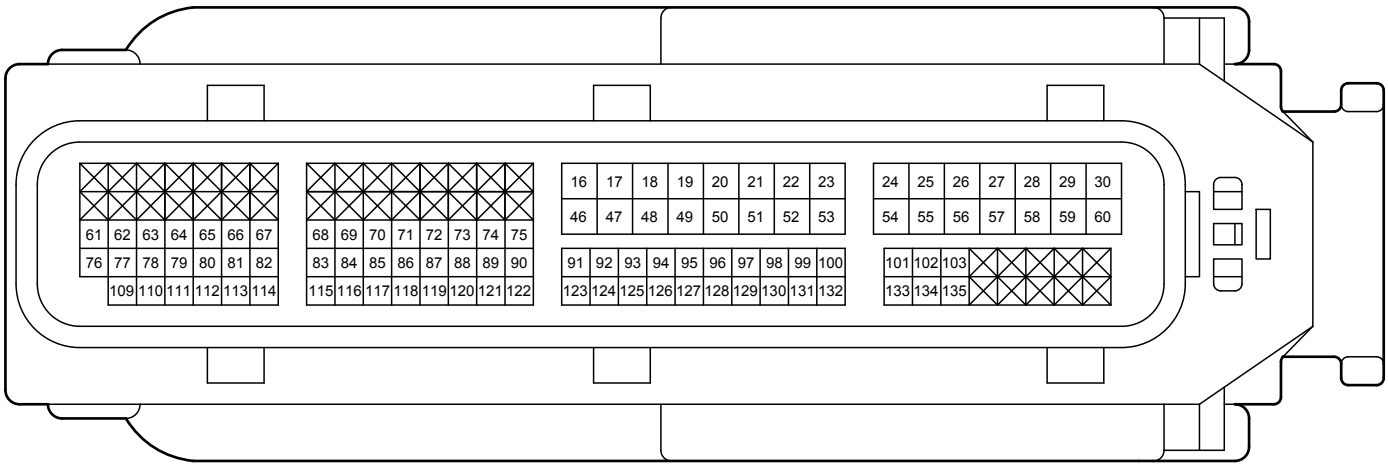

I 3
Gray

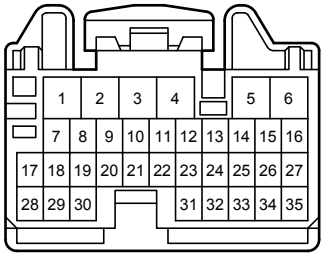

I 4
Gray

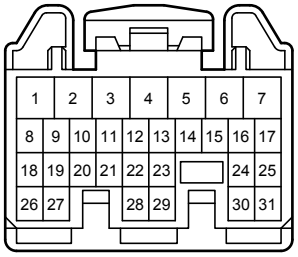

I 18
Black

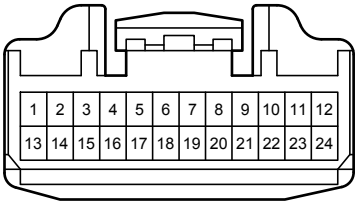

I 28
Black

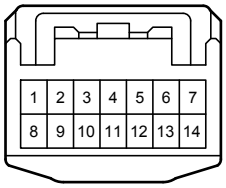

I 29
Blue

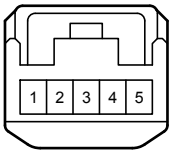

I 32
White

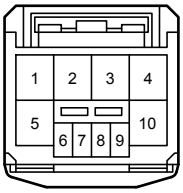

I 39
White

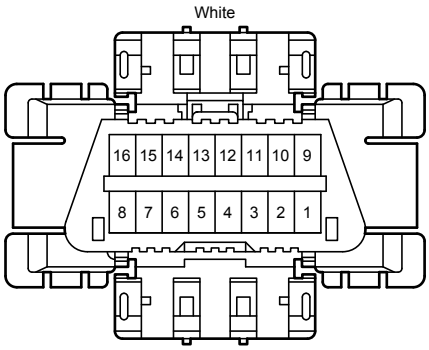

I 47
Yellow

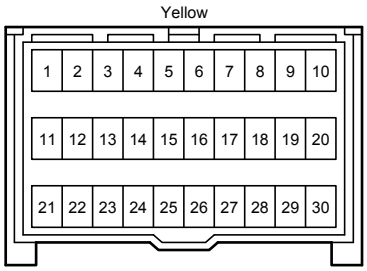

I 92
Gray

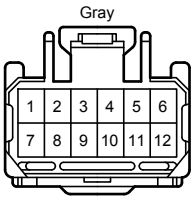

I 93
White

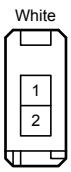

I 94
White

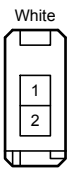

I 96
White

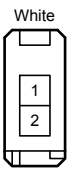

I 97
White

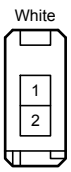

I101
White

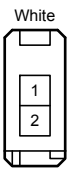

I103
White

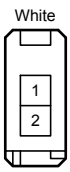

I104
White

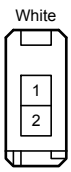

I109
White

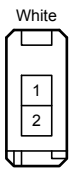

I110
White

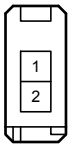

I124
White

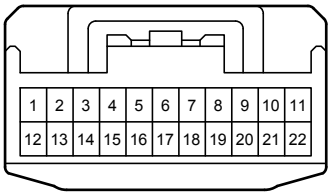

I125
Gray

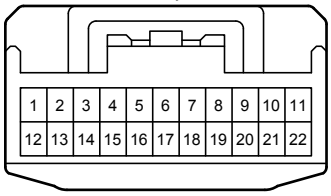

I183
White

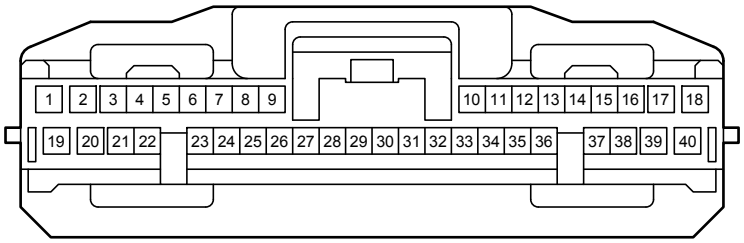

I184
Blue



I188
White

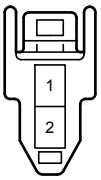

I189
White

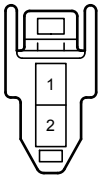

S 21
White

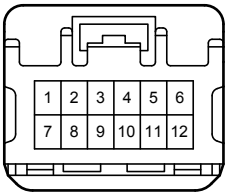

n 1
White

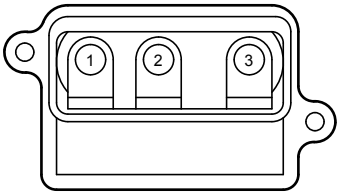

n 2
White

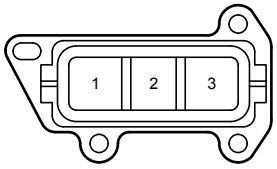

o 1
White

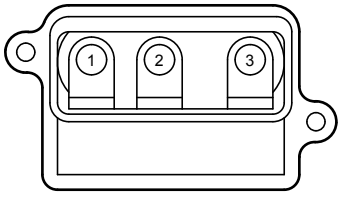

o 2
White

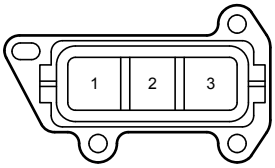

z 2
White

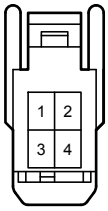

z 3
Black

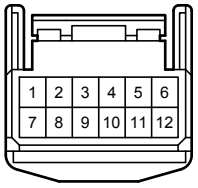

1B
White

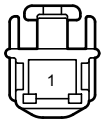

1C
White

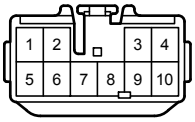

1D
White



1E
White

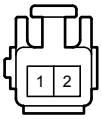

1K
White

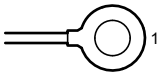

3A
White

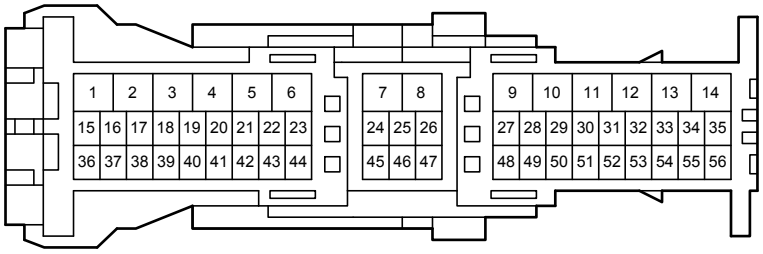

3B
White

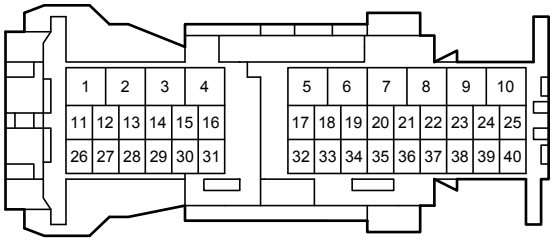

3C
White

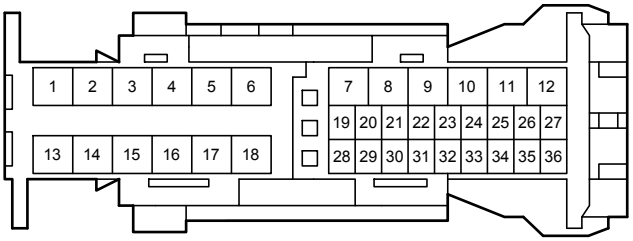

3D
White

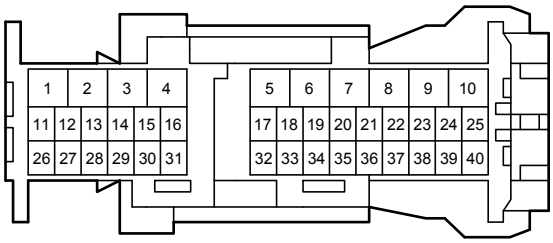

AA1
Blue

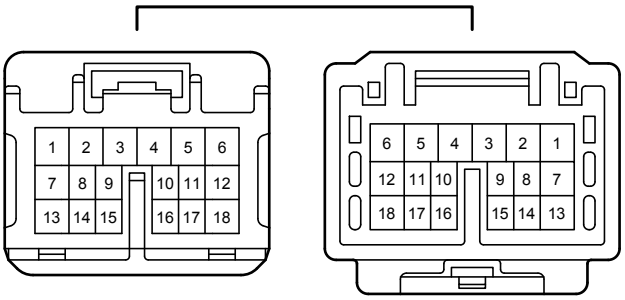

AN1
White

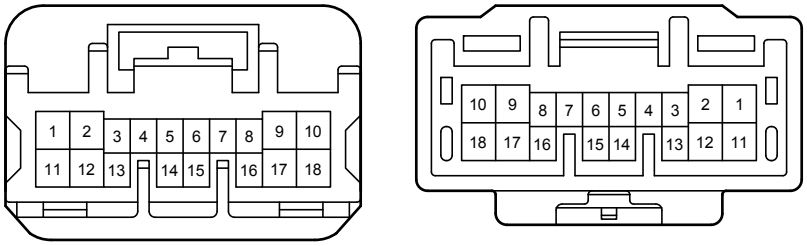

EA2
White

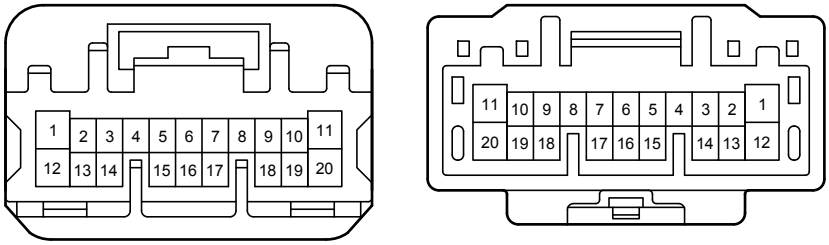

EA3
White

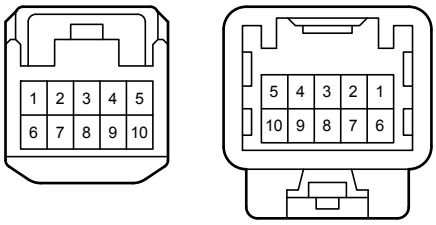

IA3
Blue

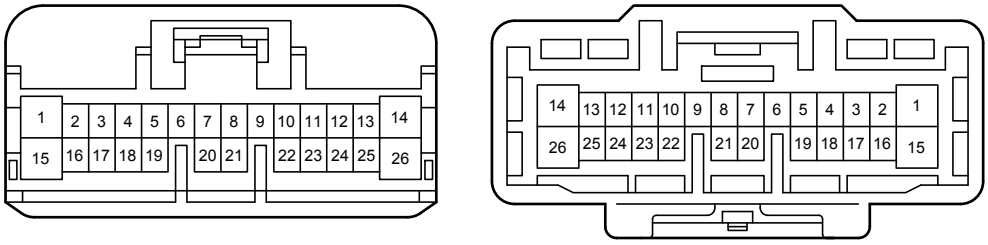

IA4
Gray

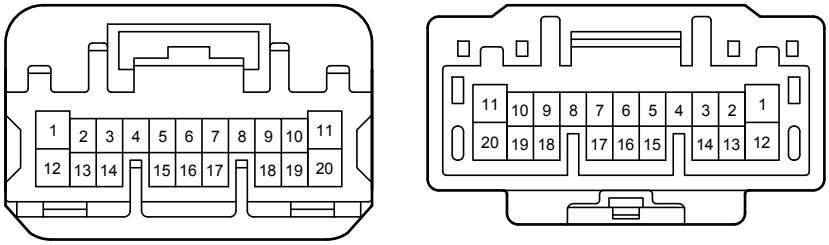

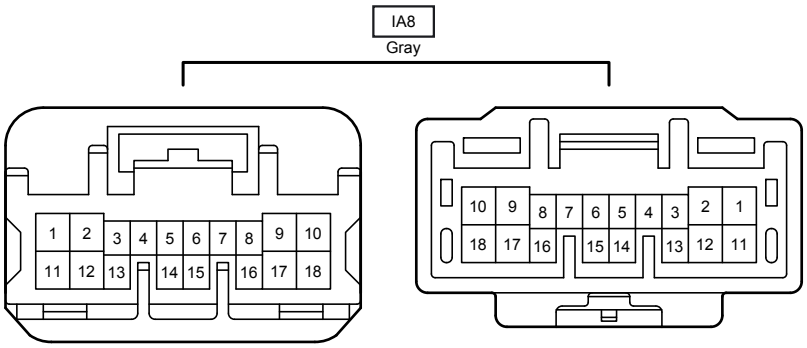
IA8
Gray
1 2 3 4 5 6 7 8 9 10
11 12 13 14 15 16 17 18
10 9 8 7 6 5 4 3 2 1
18 17 16 15 14 13 12 11

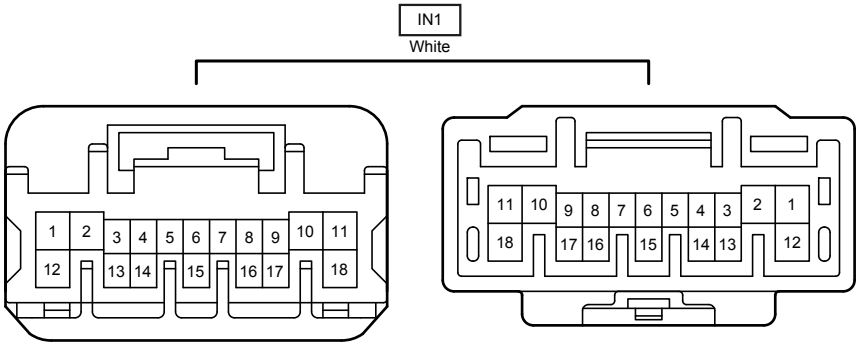
IN1
White
1 2 3 4 5 6 7 8 9 10 11
12 13 14 15 16 17 18
11 10 9 8 7 6 5 4 3 2 1
18 17 16 15 14 13 12

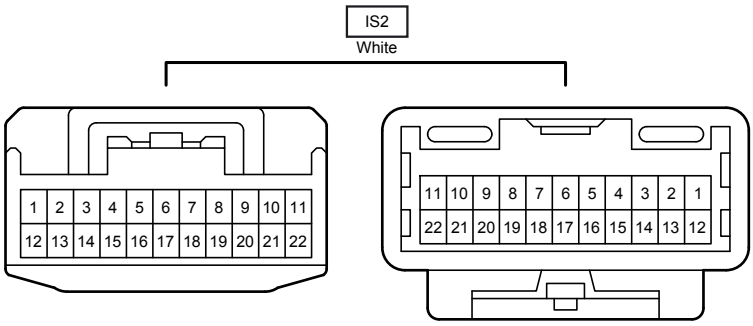
IS2
White
1 2 3 4 5 6 7 8 9 10 11
12 13 14 15 16 17 18 19 20 21 22
11 10 9 8 7 6 5 4 3 2 1
22 21 20 19 18 17 16 15 14 13 12