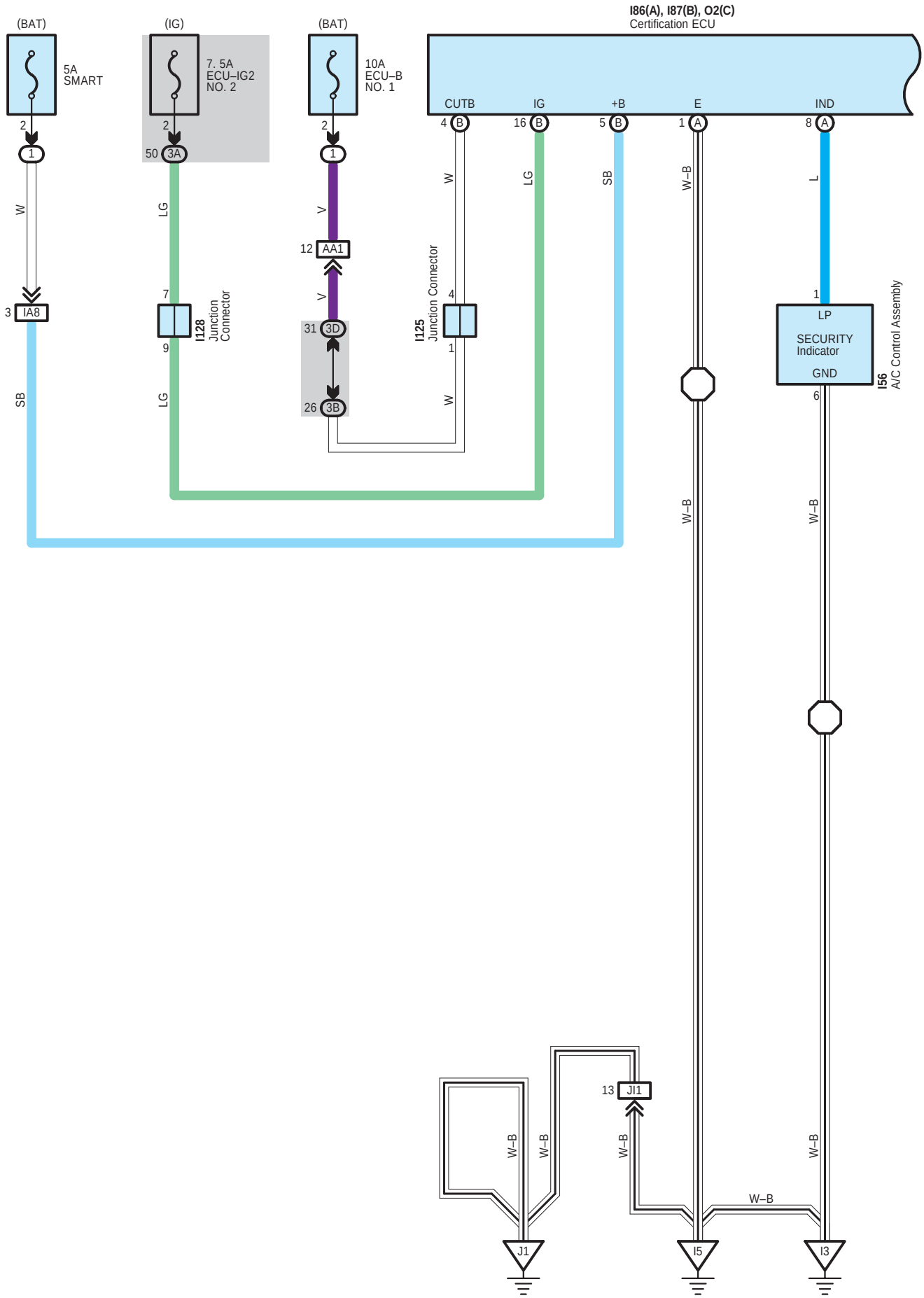
(BAT)
5A
SMART
(IG)
7. 5A
ECU–IG2
NO. 2
(BAT)
10A
ECU–B
NO. 1
I86(A), I87(B), O2(C)
Certification ECU
CUTB
IG
+B
E
IND
IA8
I128
Junction
Connector
AA1
3D
3B
I125
Junction Connector
LP
SECURITY
Indicator
GND
I56
A/C Control Assembly
JI1
J1
I5
I3
W
LG
SB
V
L
W–B

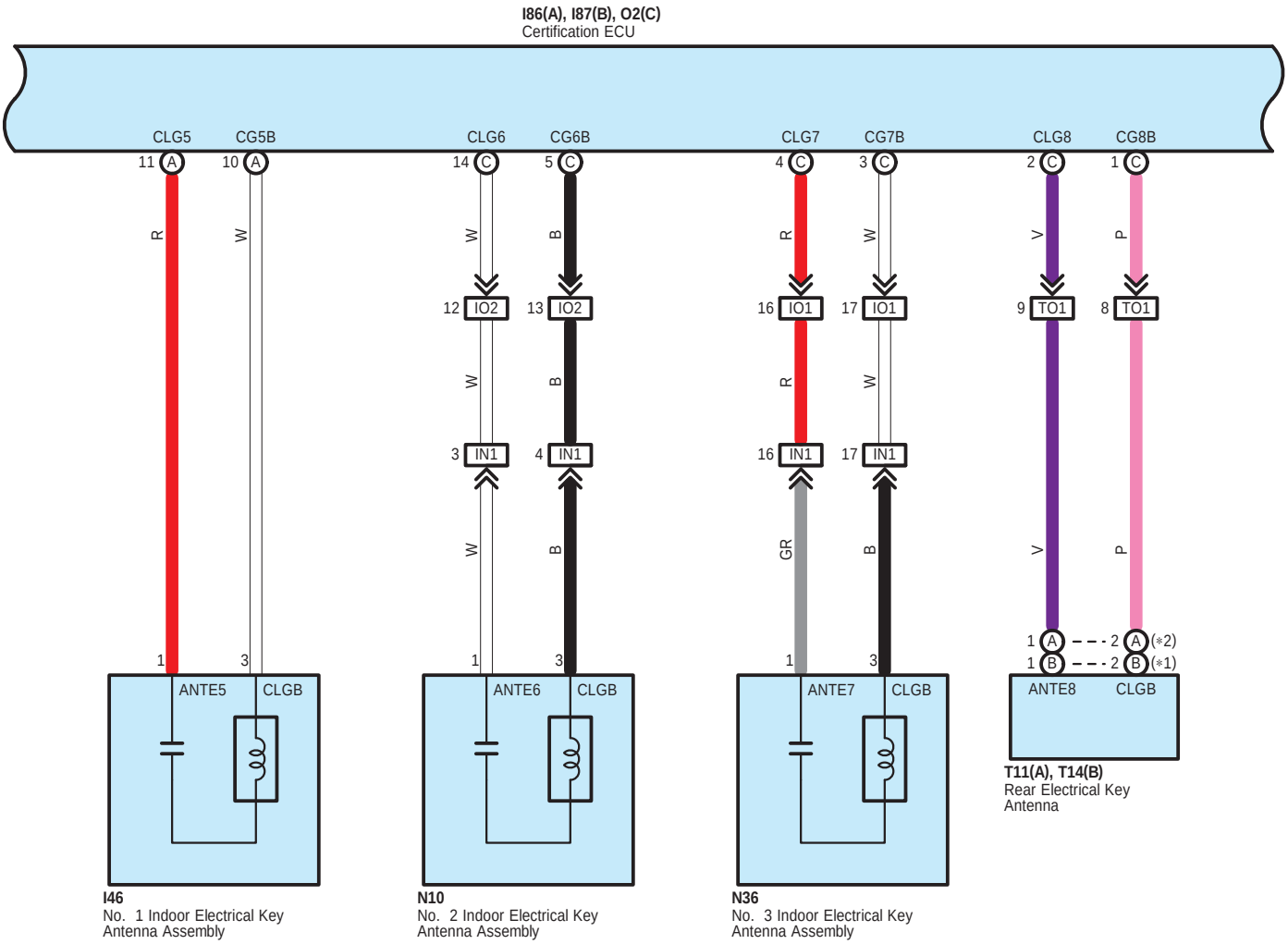

∗ 1 : w/ Blind Spot Monitor System
∗ 2 : w/o Blind Spot Monitor System

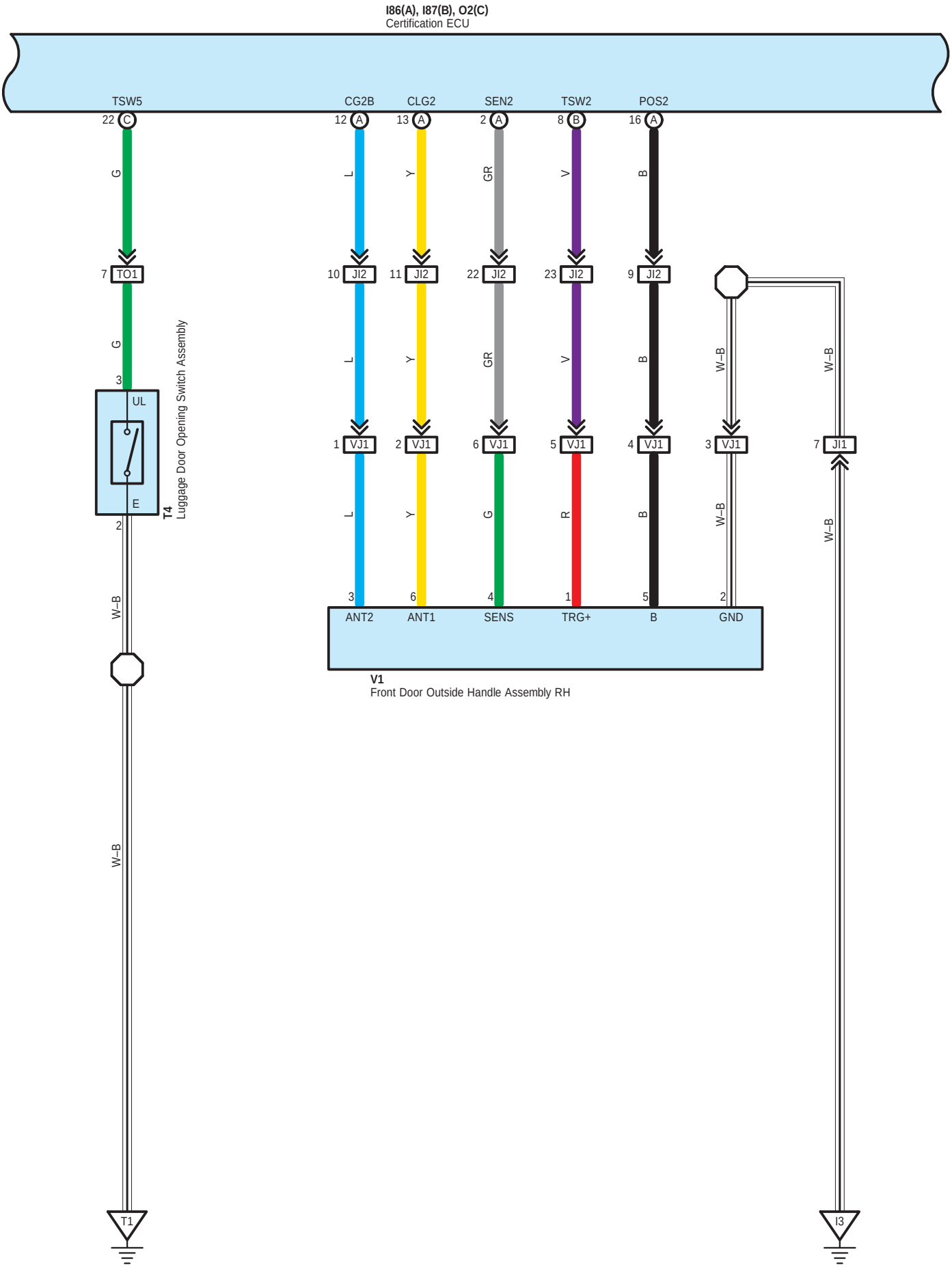
I86(A), I87(B), O2(C)
Certification ECU
TSW5
CG2B
CLG2
SEN2
TSW2
POS2
22 C
12 A
13 A
2 A
8 B
16 A
G
L
Y
GR
V
B
7 TO1
10 JI2
11 JI2
22 JI2
23 JI2
9 JI2
W–B
W–B
3
UL
E
T4
Luggage Door Opening Switch Assembly
1 VJ1
2 VJ1
6 VJ1
5 VJ1
4 VJ1
3 VJ1
7 JI1
R
2
3
6
4
1
5
2
ANT2
ANT1
SENS
TRG+
B
GND
V1
Front Door Outside Handle Assembly RH
T1
I3

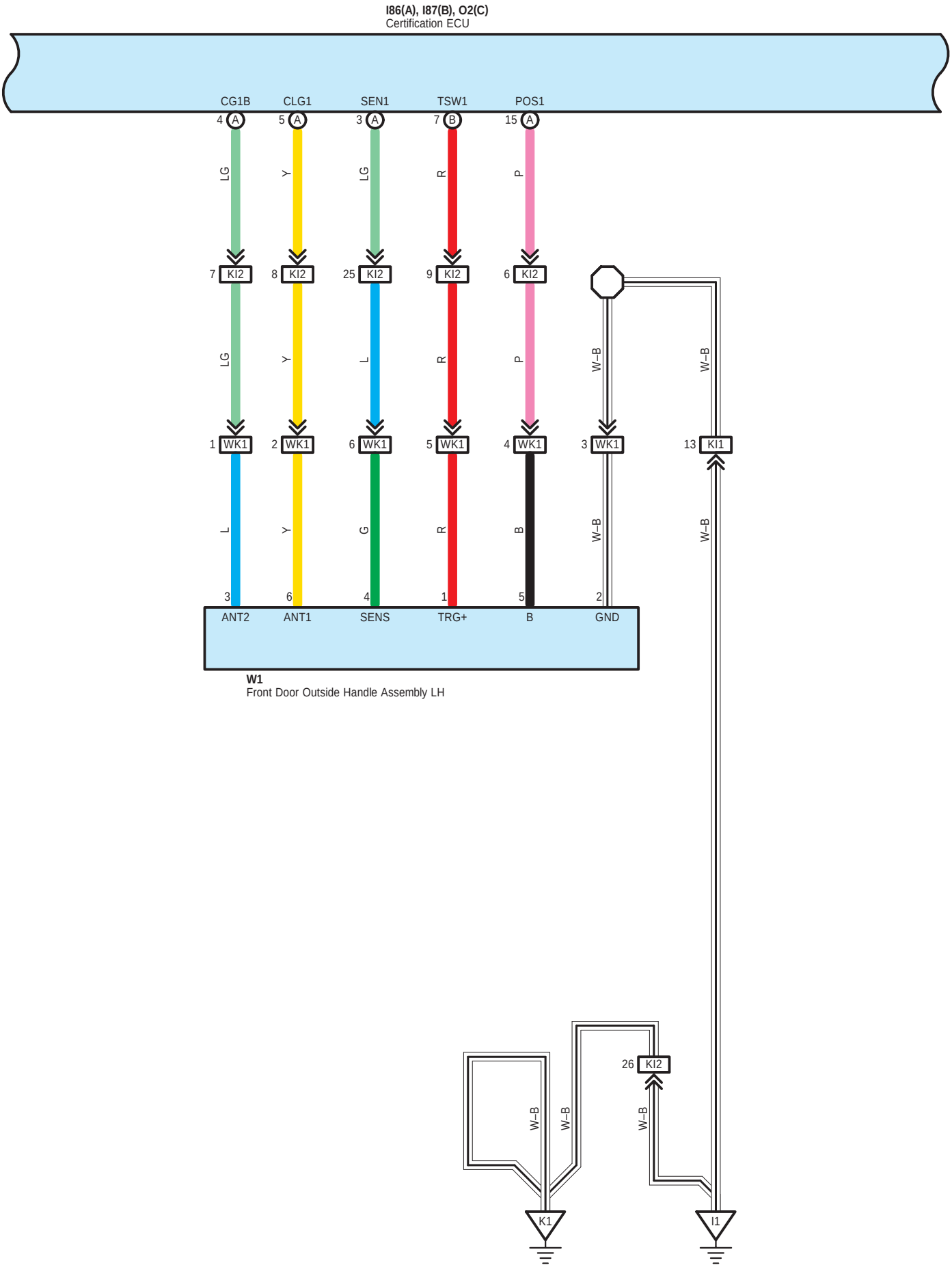
I86(A), I87(B), O2(C)
Certification ECU
CG1B
CLG1
SEN1
TSW1
POS1
4 A
5 A
3 A
7 B
15 A
LG
Y
LG
R
P
7 KI2
8 KI2
25 KI2
9 KI2
6 KI2
LG
Y
L
R
P
W–B
W–B
1 WK1
2 WK1
6 WK1
5 WK1
4 WK1
3 WK1
13 KI1
L
Y
G
R
B
W–B
W–B
3
6
4
1
5
2
ANT2
ANT1
SENS
TRG+
B
GND
W1
Front Door Outside Handle Assembly LH
26 KI2
W–B
W–B
W–B
K1
I1

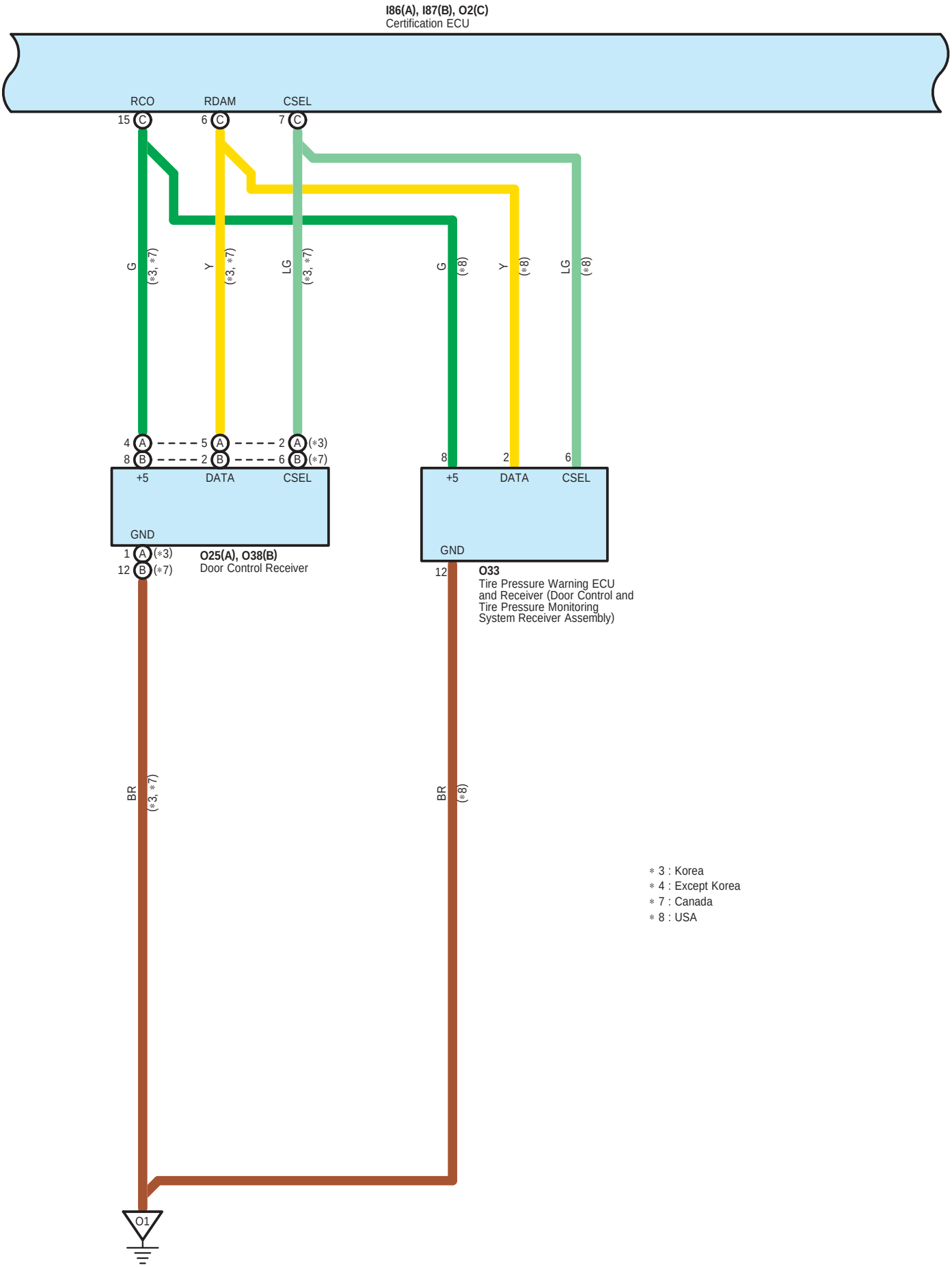
I86(A), I87(B), O2(C)
Certification ECU
RCO
RDAM
CSEL
15 C
6 C
7 C
G (*3, *7)
Y (*3, *7)
LG (*3, *7)
G (*8)
Y (*8)
LG (*8)
4 A
8 B
5 A
2 B
2 A (*3)
6 B (*7)
+5
DATA
CSEL
GND
1 A (*3)
12 B (*7)
O25(A), O38(B)
Door Control Receiver
8
2
6
+5
DATA
CSEL
GND
12
O33
Tire Pressure Warning ECU and Receiver (Door Control and Tire Pressure Monitoring System Receiver Assembly)
BR (*3, *7)
BR (*8)
O1
* 3 : Korea
* 4 : Except Korea
* 7 : Canada
* 8 : USA

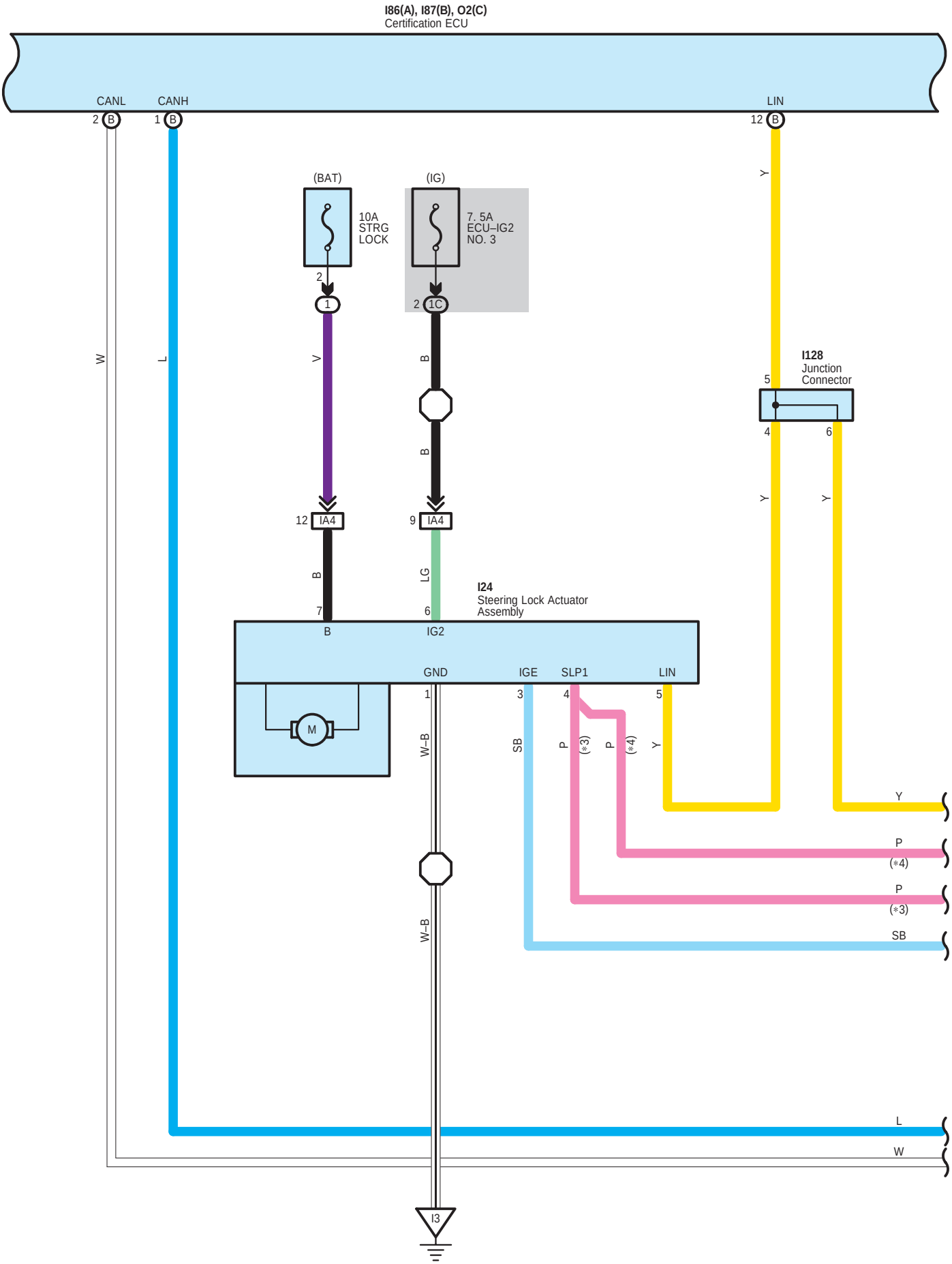
I86(A), I87(B), O2(C)
Certification ECU
CANL
CANH
LIN
2 B
1 B
12 B
(BAT)
(IG)
10A
STRG
LOCK
7. 5A
ECU–IG2
NO. 3
2
1
2 1C
W
L
V
B
B
Y
I128
Junction
Connector
5
4
6
Y
Y
12 IA4
9 IA4
B
LG
7
6
B
IG2
I24
Steering Lock Actuator
Assembly
GND
IGE
SLP1
LIN
1
3
4
5
M
W–B
SB
P
(*3)
P
(*4)
Y
Y
P
(*4)
P
(*3)
SB
W–B
L
W
I3

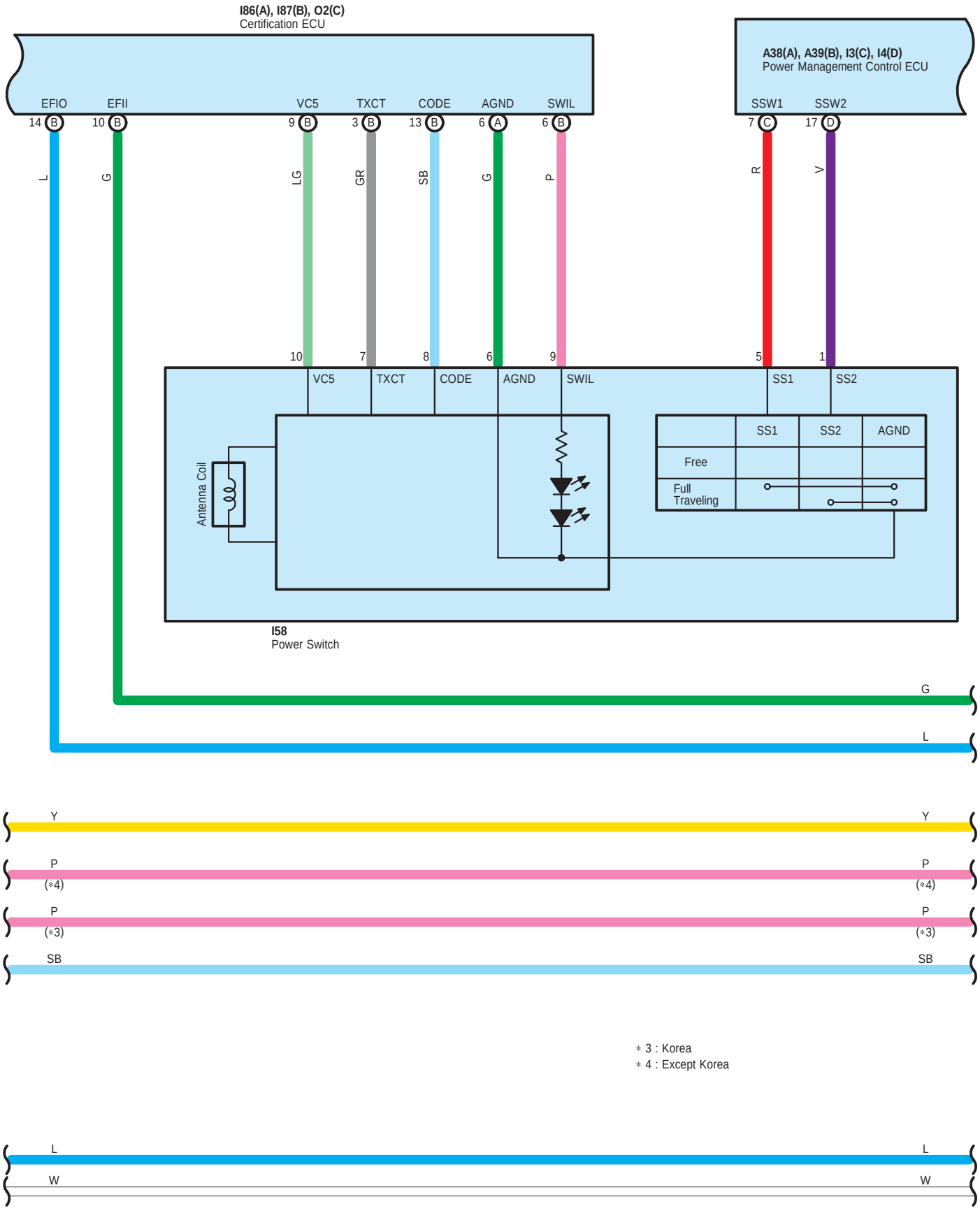
I86(A), I87(B), O2(C)
Certification ECU
EFIO
EFII
VC5
TXCT
CODE
AGND
SWIL
14 B
10 B
9 B
3 B
13 B
6 A
6 B
L
G
LG
GR
SB
G
P
A38(A), A39(B), I3(C), I4(D)
Power Management Control ECU
SSW1
SSW2
7 C
17 D
R
V
10
7
8
6
9
5
1
VC5
TXCT
CODE
AGND
SWIL
SS1
SS2
Antenna Coil
SS1
SS2
AGND
Free
Full Traveling
I58
Power Switch
G
L
Y
Y
P
(*4)
P
(*4)
P
(*3)
P
(*3)
SB
SB
* 3 : Korea
* 4 : Except Korea
L
L
W
W

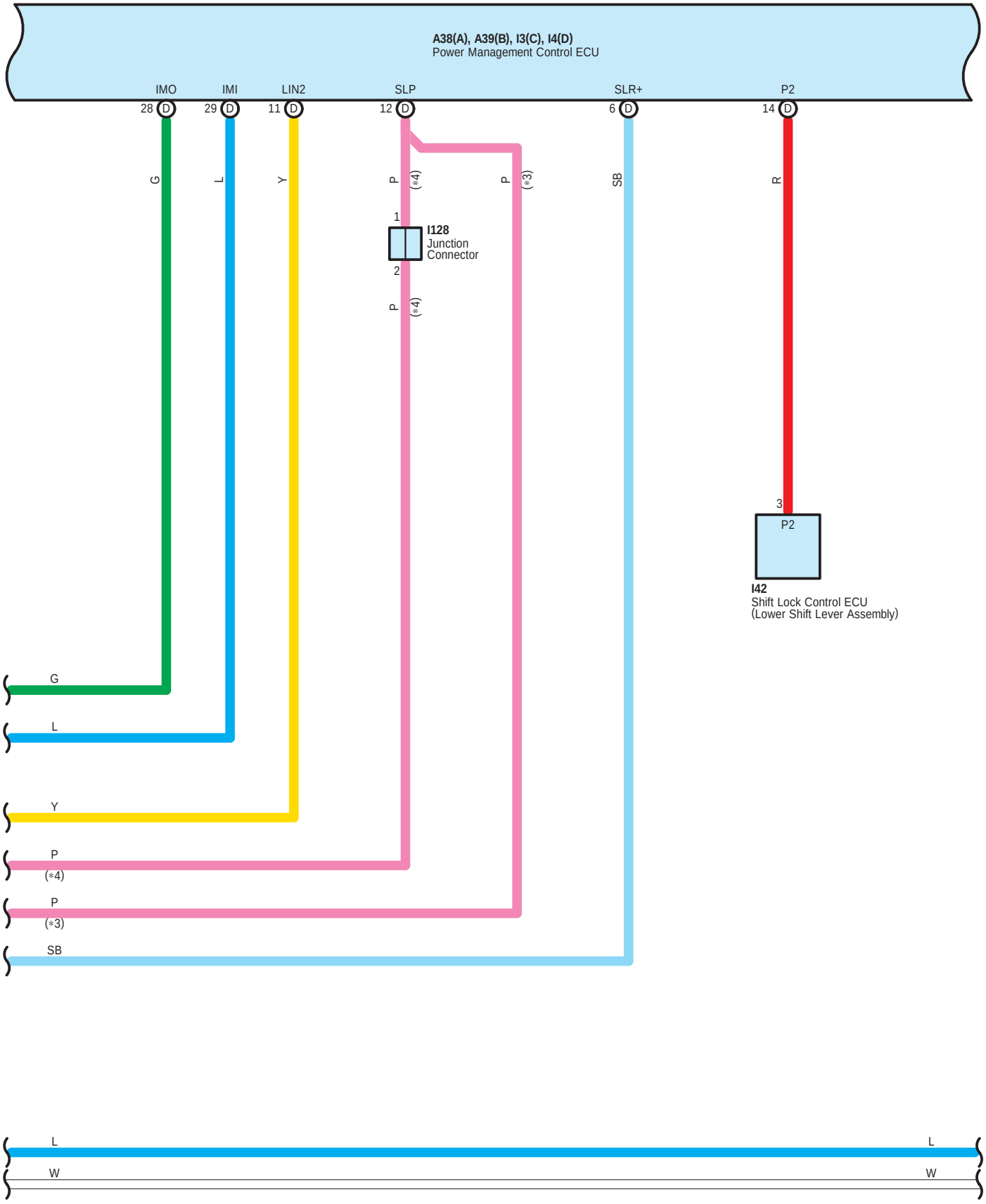
A38(A), A39(B), I3(C), I4(D)
Power Management Control ECU
IMO
IMI
LIN2
SLP
SLR+
P2
28 D
29 D
11 D
12 D
6 D
14 D
G
L
Y
P
(*4)
P
(*3)
SB
R
1
I128
Junction
Connector
2
P
(*4)
3
P2
I42
Shift Lock Control ECU
(Lower Shift Lever Assembly)
G
L
Y
P
(*4)
P
(*3)
SB
L
L
W
W

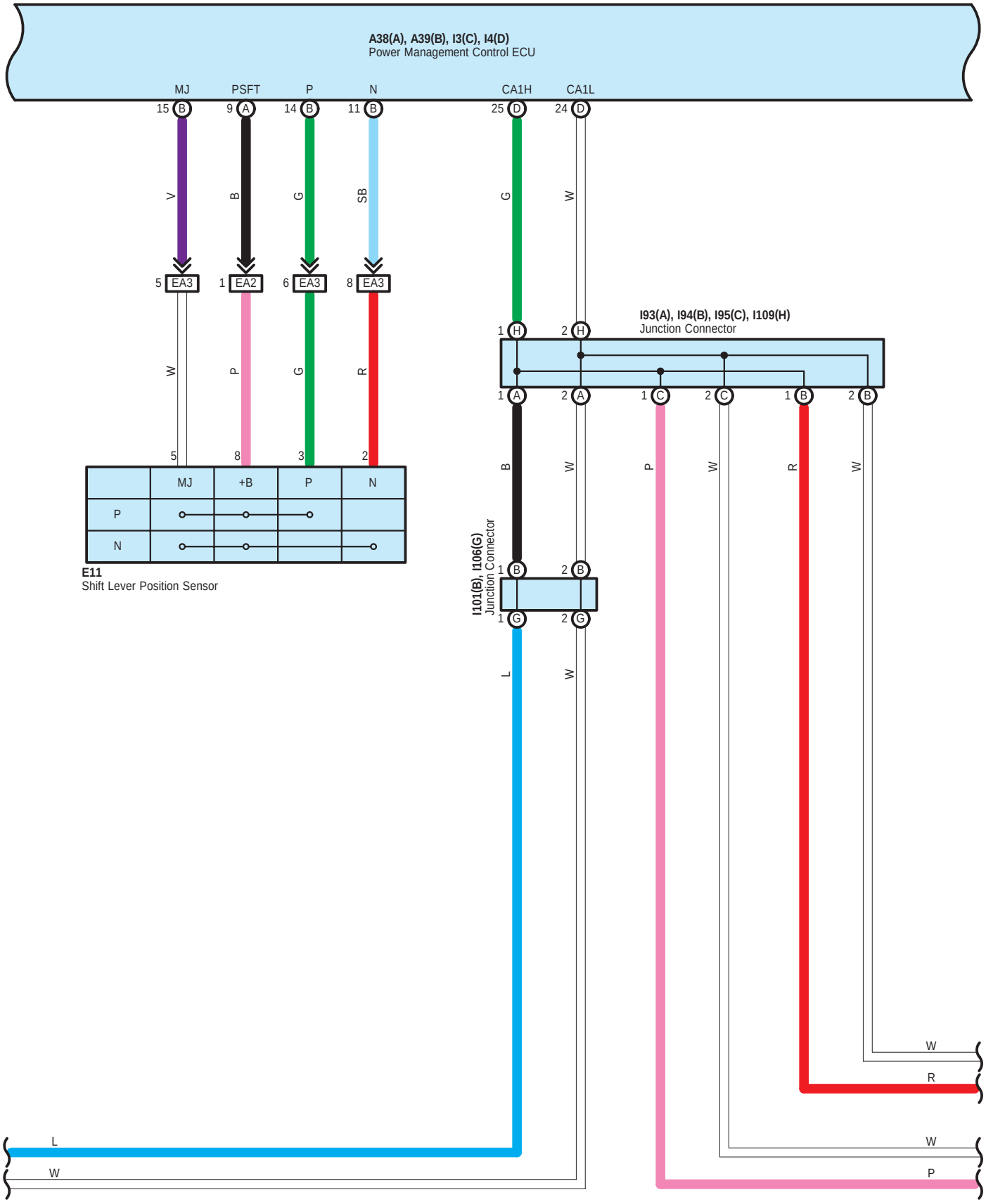
A38(A), A39(B), I3(C), I4(D)
Power Management Control ECU
MJ
PSFT
P
N
CA1H
CA1L
15 B
9 A
14 B
11 B
25 D
24 D
V
B
G
SB
G
W
5 EA3
1 EA2
6 EA3
8 EA3
W
P
G
R
I93(A), I94(B), I95(C), I109(H)
Junction Connector
1 H
2 H
1 A
2 A
1 C
2 C
1 B
2 B
5
8
3
2
MJ
+B
P
N
P
N
E11
Shift Lever Position Sensor
B
W
P
W
R
W
I101(B), I106(G)
Junction Connector
1 B
2 B
1 G
2 G
L
W
W
R
L
W
W
P

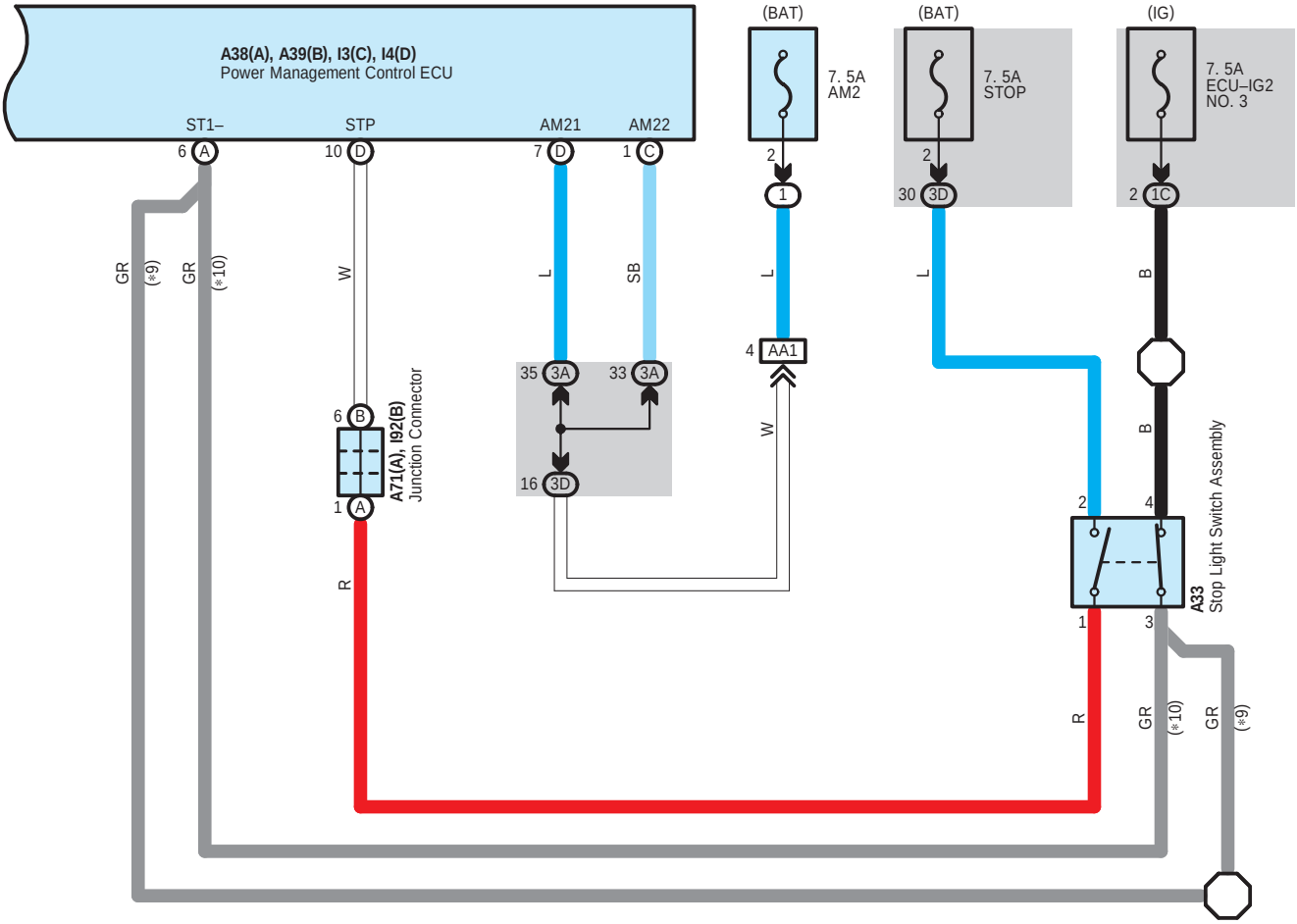

* 9 : w/ Dynamic Radar Cruise Control
*10 : w/o Dynamic Radar Cruise Control



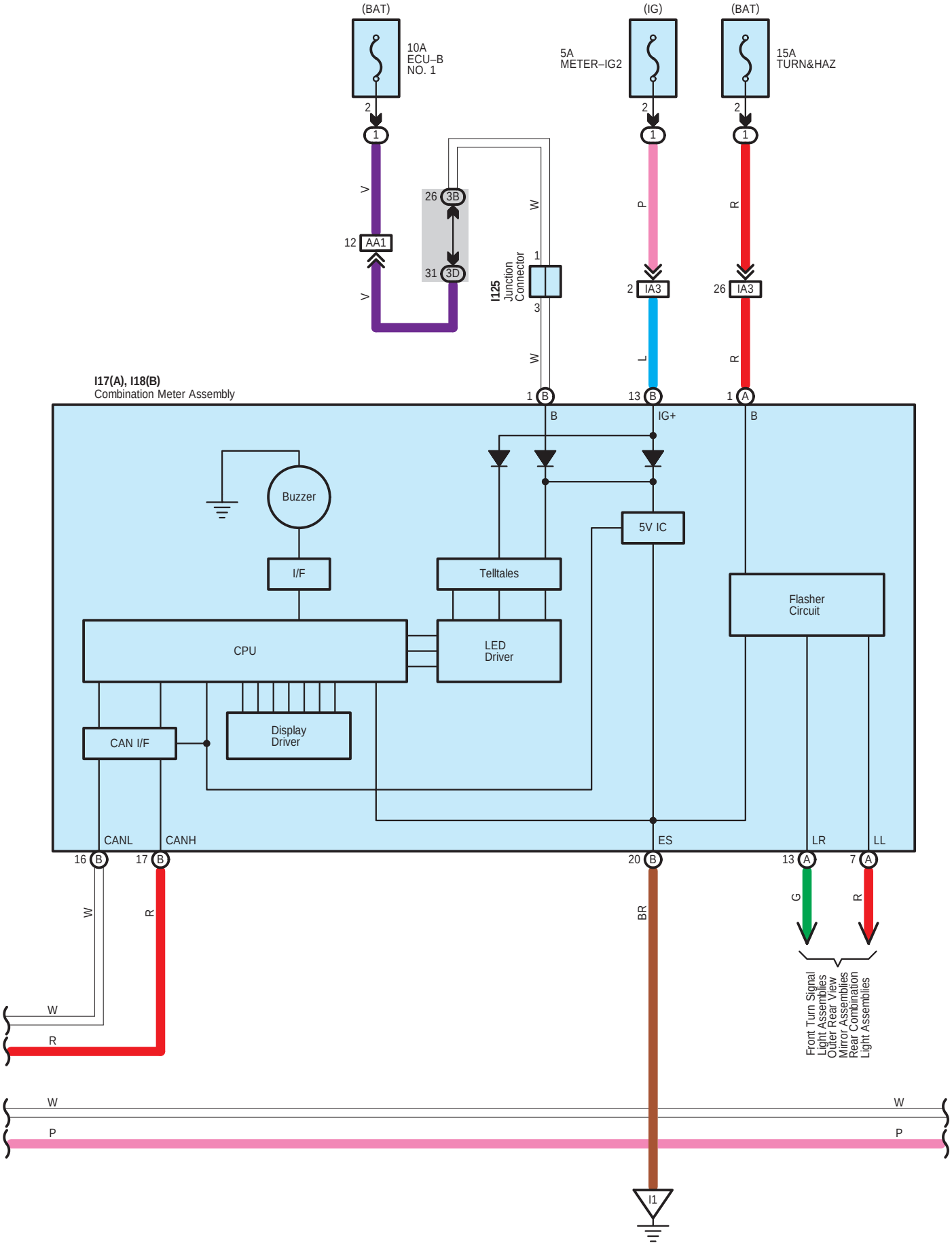
(BAT)
10A
ECU–B
NO. 1
(IG)
5A
METER–IG2
(BAT)
15A
TURN&HAZ
2
1
V
12
AA1
26
3B
31
3D
W
I125
Junction
Connector
3
P
2
IA3
R
26
IA3
L
I17(A), I18(B)
Combination Meter Assembly
1
B
13
B
1
A
B
IG+
B
Buzzer
5V IC
I/F
Telltales
Flasher
Circuit
CPU
LED
Driver
Display
Driver
CAN I/F
CANL
CANH
ES
LR
LL
16
B
17
B
20
B
13
A
7
A
G
BR
Front Turn Signal
Light Assemblies
Outer Rear View
Mirror Assemblies
Rear Combination
Light Assemblies
I1

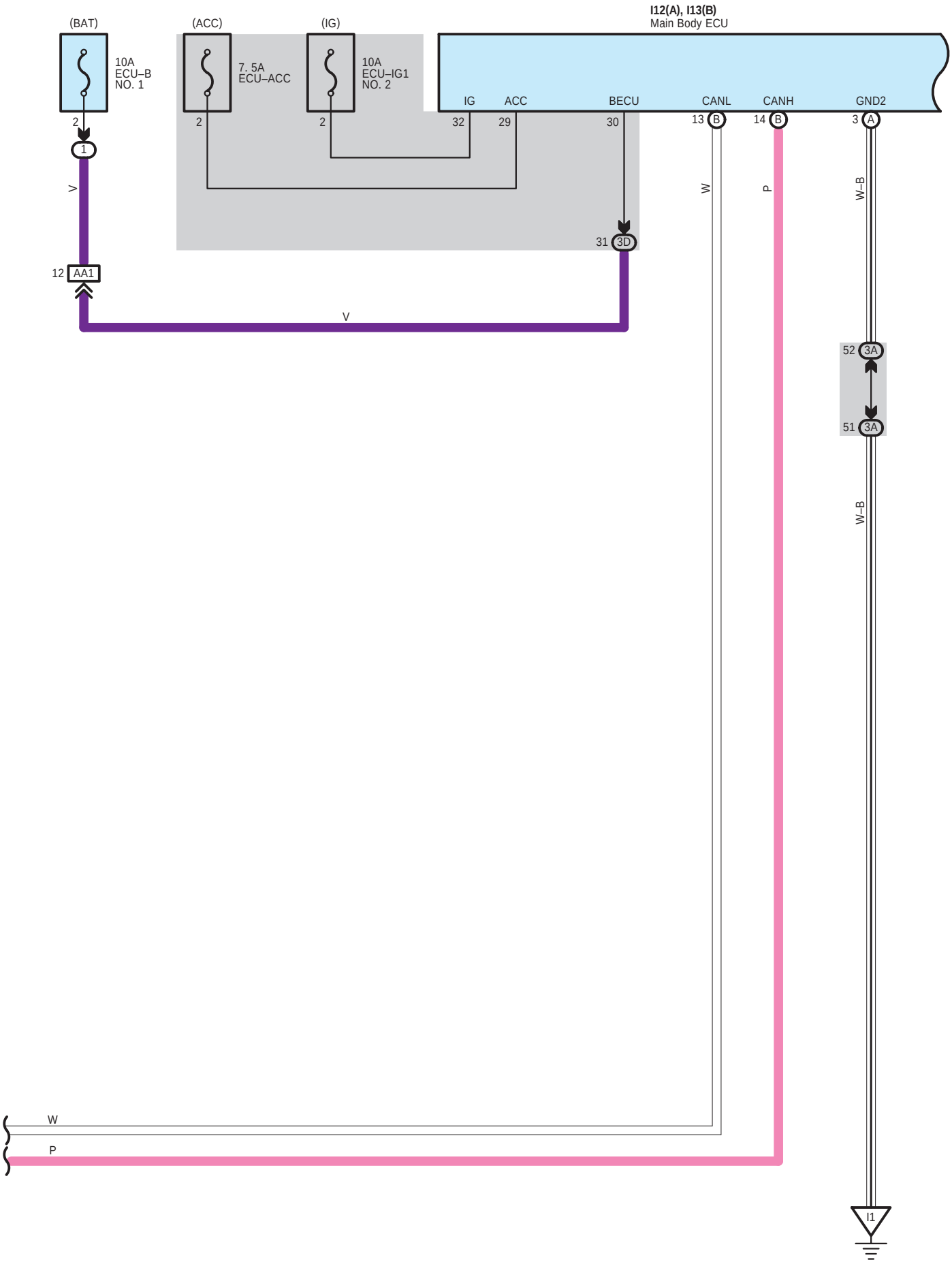
(BAT)
10A
ECU–B
NO. 1
(ACC)
7. 5A
ECU–ACC
(IG)
10A
ECU–IG1
NO. 2
I12(A), I13(B)
Main Body ECU
IG
ACC
BECU
CANL
CANH
GND2
2
1
V
12
AA1
2
2
32
29
30
31
3D
V
13
B
14
B
3
A
W
P
W–B
52
3A
51
3A
W–B
W
P
I1

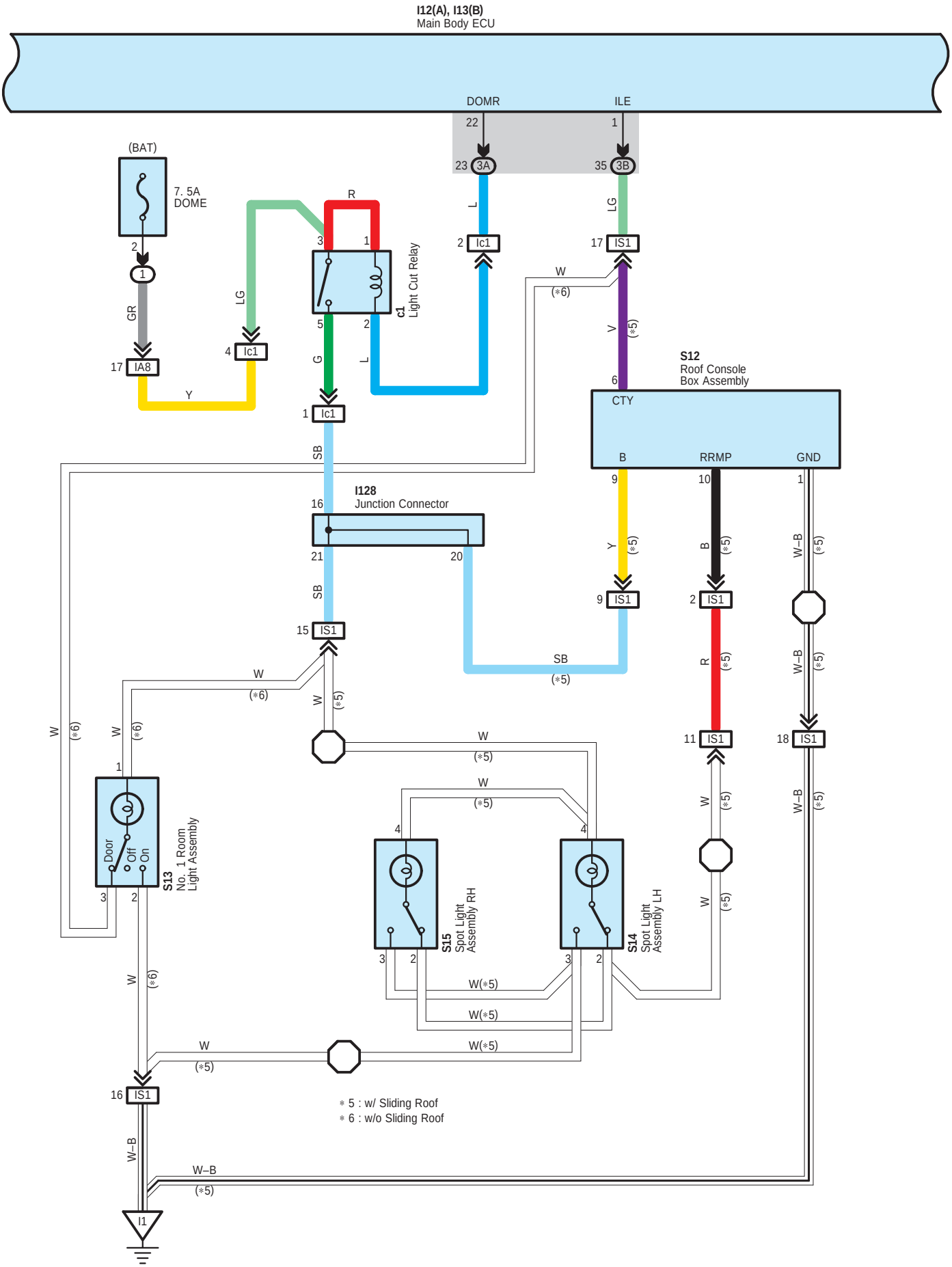
I12(A), I13(B)
Main Body ECU
DOMR
ILE
22
1
23 3A
35 3B
(BAT)
7. 5A
DOME
2
1
GR
17 IA8
Y
LG
4 Ic1
R
3
1
5
2
c1
Light Cut Relay
G
L
2 Ic1
L
LG
17 IS1
W
(*6)
V
(*5)
S12
Roof Console
Box Assembly
6
CTY
B
RRMP
GND
9
10
1
1 Ic1
SB
16
I128
Junction Connector
21
20
Y
(*5)
B
(*5)
W–B
(*5)
9 IS1
2 IS1
SB
15 IS1
SB
(*5)
R
(*5)
W–B
(*5)
W
(*6)
W
(*5)
W
(*6)
W
(*6)
W
(*5)
11 IS1
18 IS1
1
W
(*5)
W
(*5)
W
(*5)
W–B
(*5)
Door
Off
On
3
2
S13
No. 1 Room
Light Assembly
4
4
S15
Spot Light
Assembly RH
S14
Spot Light
Assembly LH
3
2
3
2
W(*5)
W(*5)
W(*5)
W
(*6)
W
(*5)
16 IS1
W–B
W–B
(*5)
I1
* 5 : w/ Sliding Roof
* 6 : w/o Sliding Roof

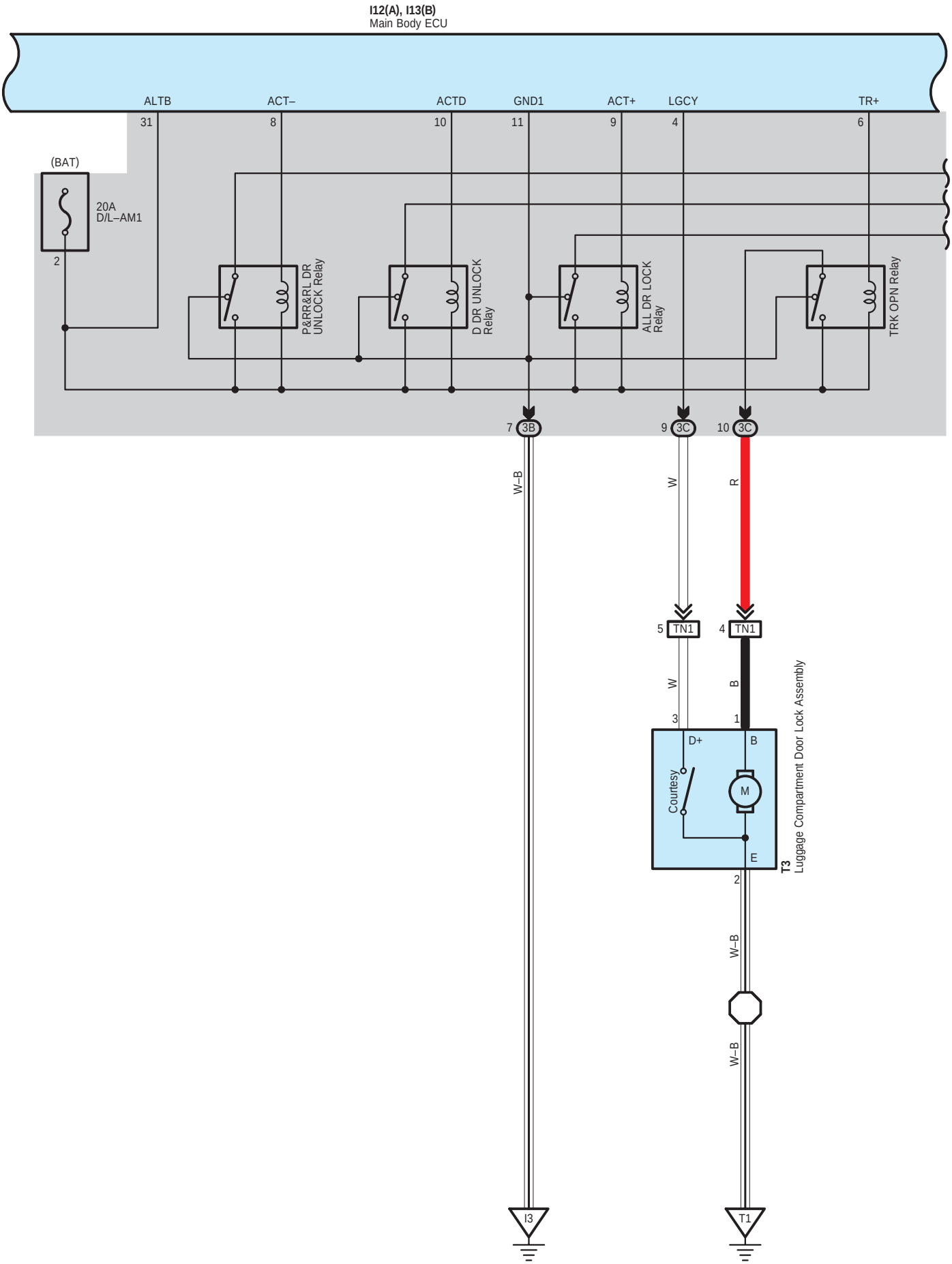
I12(A), I13(B)
Main Body ECU
ALTB
ACT–
ACTD
GND1
ACT+
LGCY
TR+
31
8
10
11
9
4
6
(BAT)
20A
D/L–AM1
2
P&RR&RL DR
UNLOCK Relay
D DR UNLOCK
Relay
ALL DR LOCK
Relay
TRK OPN Relay
7 3B
9 3C
10 3C
W–B
W
R
5 TN1
4 TN1
W
B
3
1
D+
B
Courtesy
M
E
T3
Luggage Compartment Door Lock Assembly
2
W–B
W–B
I3
T1

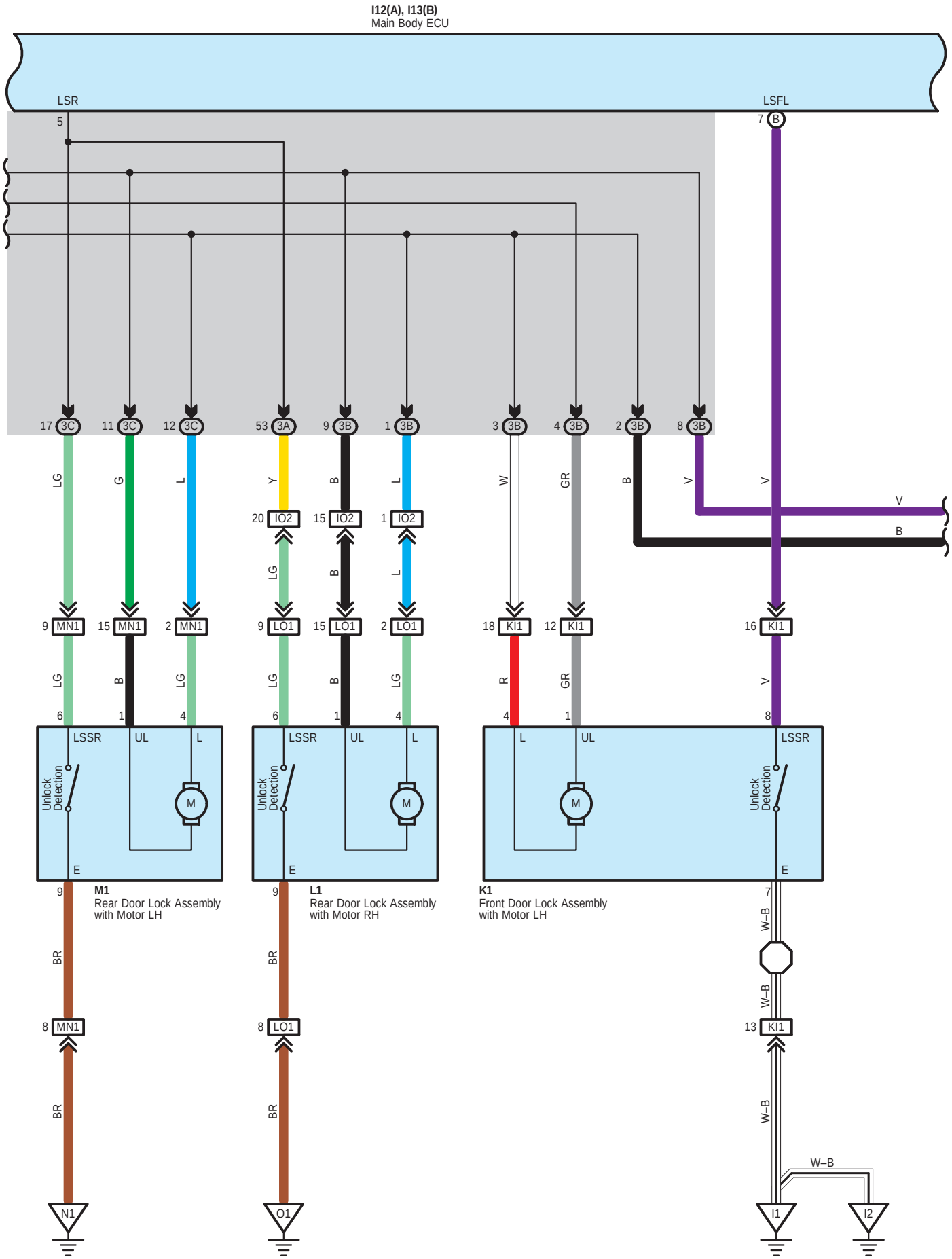
I12(A), I13(B)
Main Body ECU
LSR
5
LSFL
7 B
17 3C
11 3C
12 3C
53 3A
9 3B
1 3B
3 3B
4 3B
2 3B
8 3B
LG
G
L
Y
B
L
W
GR
B
V
V
V
B
20 IO2
15 IO2
1 IO2
LG
B
L
9 MN1
15 MN1
2 MN1
9 LO1
15 LO1
2 LO1
18 KI1
12 KI1
16 KI1
LG
B
LG
LG
B
LG
R
GR
V
6
1
4
6
1
4
4
1
8
LSSR
UL
L
Unlock Detection
M
E
9
M1
Rear Door Lock Assembly with Motor LH
9
L1
Rear Door Lock Assembly with Motor RH
K1
Front Door Lock Assembly with Motor LH
7
W–B
W–B
BR
8 MN1
8 LO1
13 KI1
BR
BR
W–B
W–B
N1
O1
I1
I2

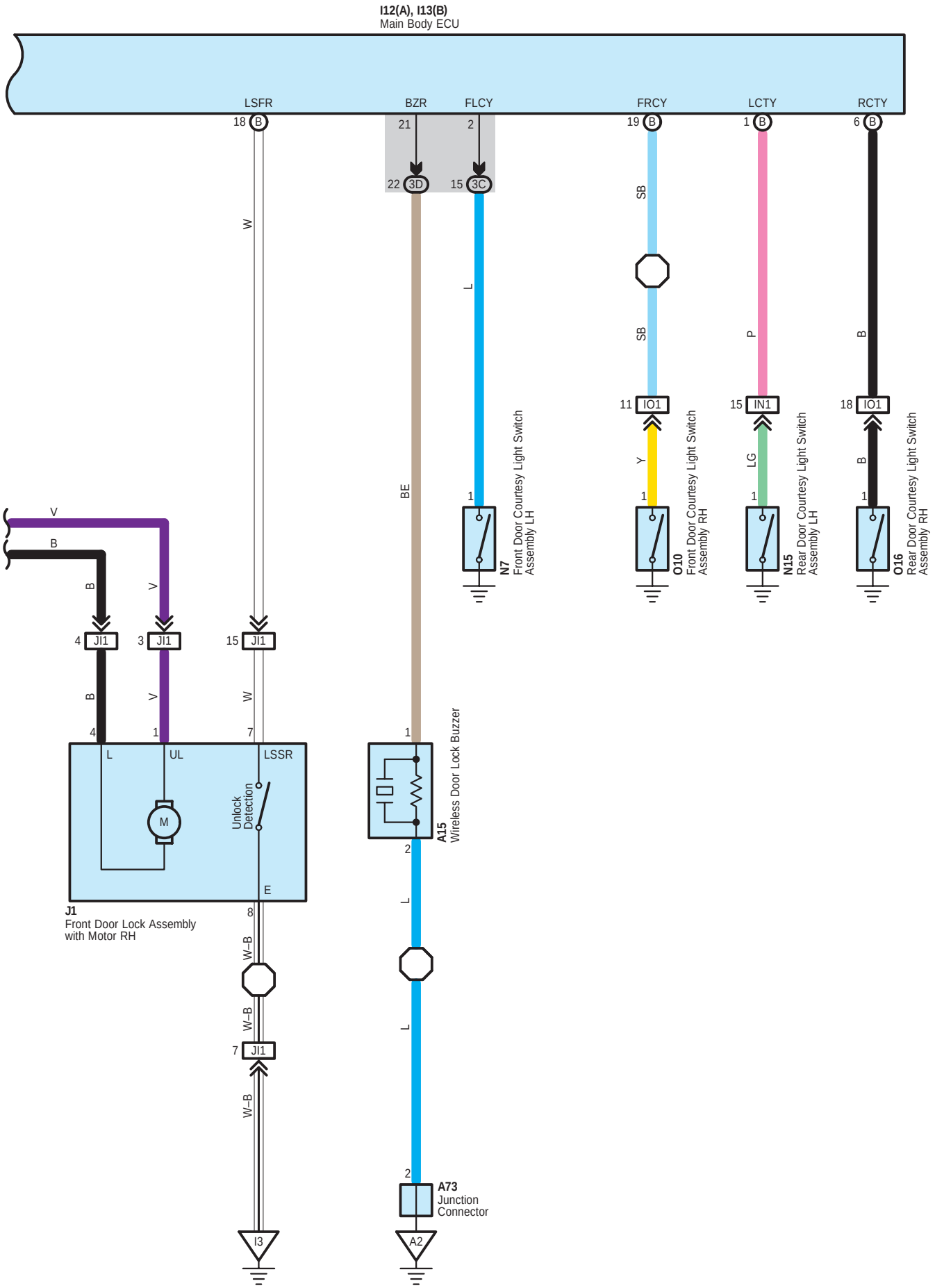
I12(A), I13(B)
Main Body ECU
LSFR
BZR
FLCY
FRCY
LCTY
RCTY
18 B
21
2
19 B
1 B
6 B
22 3D
15 3C
W
L
SB
SB
P
B
BE
11 IO1
15 IN1
18 IO1
Y
LG
B
1
N7
Front Door Courtesy Light Switch Assembly LH
O10
Front Door Courtesy Light Switch Assembly RH
N15
Rear Door Courtesy Light Switch Assembly LH
O16
Rear Door Courtesy Light Switch Assembly RH
V
B
4 JI1
3 JI1
15 JI1
4
1
7
L
UL
LSSR
M
Unlock Detection
E
J1
Front Door Lock Assembly with Motor RH
8
W–B
7 JI1
A15
Wireless Door Lock Buzzer
2
A73
Junction Connector
I3
A2

A 15
Gray



A 33
White

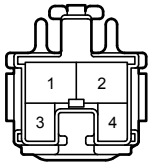

A 38
Gray

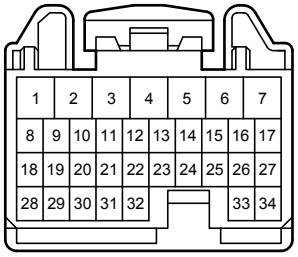

A 39
Gray

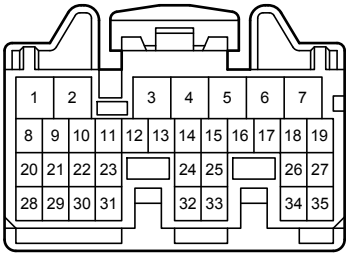

A 71
Gray

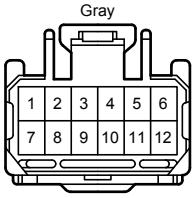

A 73
Gray

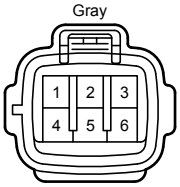

E 11
Gray

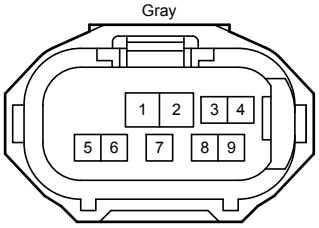

I 3
Gray

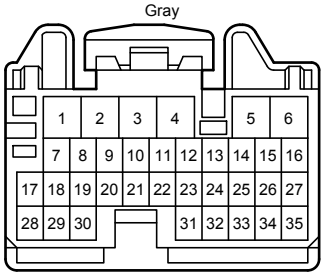

I 4
Gray

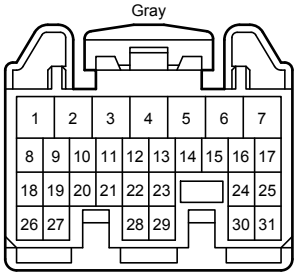

I 12
White

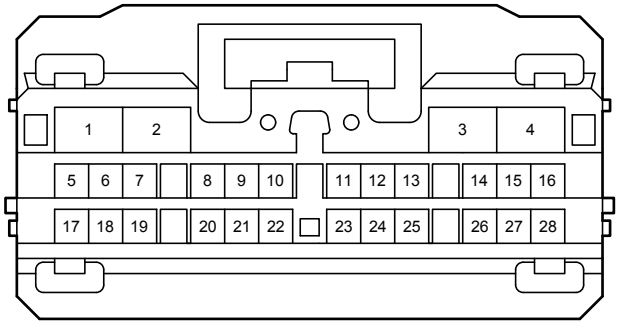

I 13
White

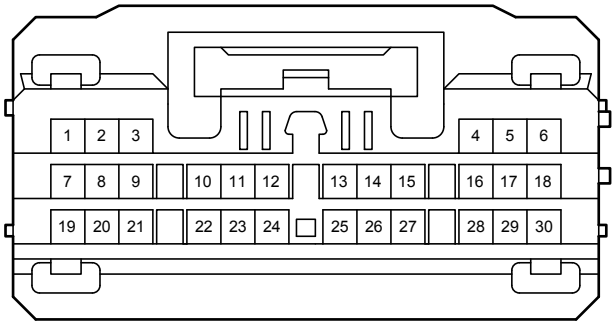

I 17
Black

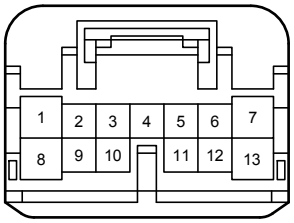

I 18
Black

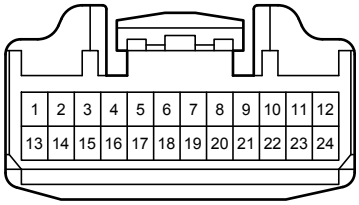

I 24
Black

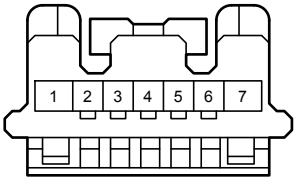

I 42
White

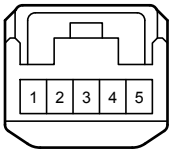

I 46
White

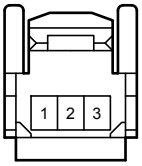

I 56
Black

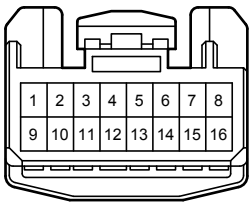

I 58
Black

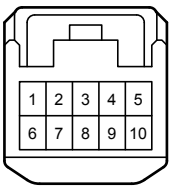

I 86
White

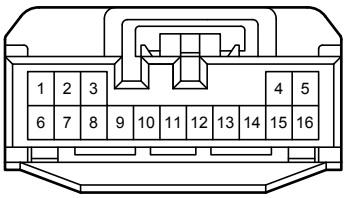

I 87
White

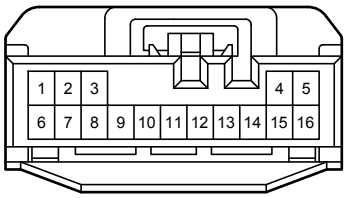

I 92
Gray

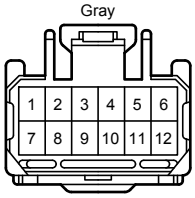

I 93
White

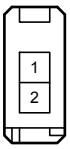

I 94
White

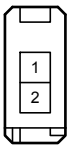

I 95
White

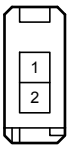

I101
White

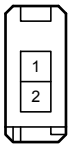

I106
White

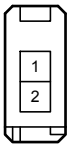

I109
White

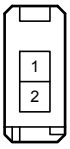

I125
Gray

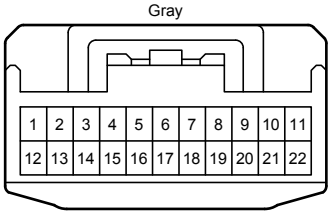

I128
White

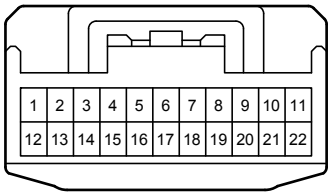

J 1
White

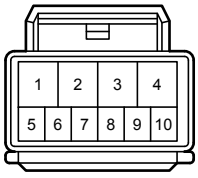

K 1
White

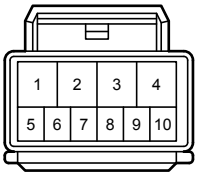

L 1
White

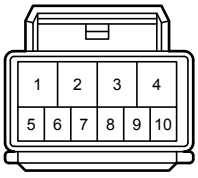

M 1
White

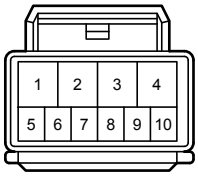

N 7
Black

N 10
White

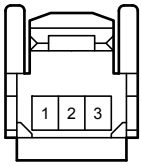

N 15
Black

N 36
Black

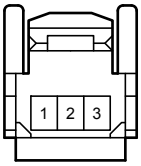

O 2
White

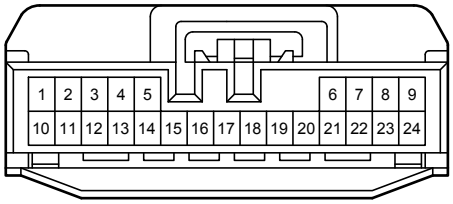

O 10
Black

O 16
Black

O 25
White

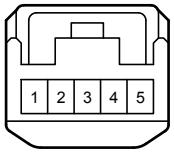

O 33
White

O 38
White

S 12
Black

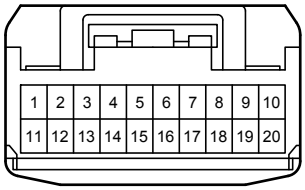

S 13
Gray

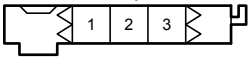

S 14
Gray

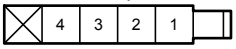

S 15
Gray

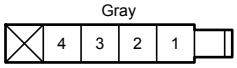

T 3
Black



T 4
White

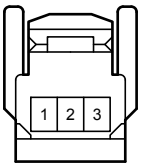

T 11
White

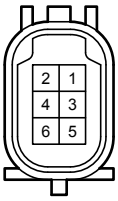

T 14
White

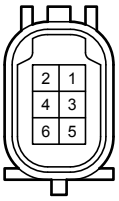

V 1
Gray

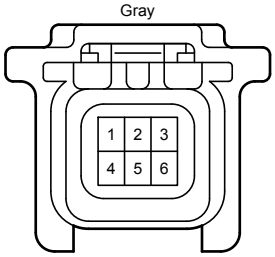

W 1
Gray

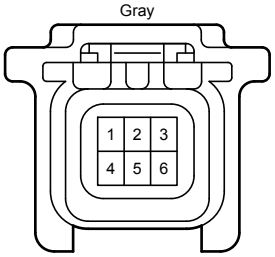

c 1
White

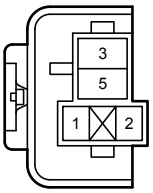

1C
White

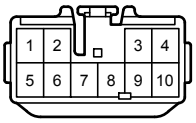

3A
White

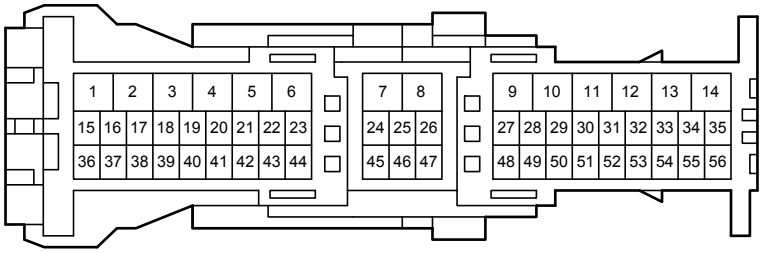

3B
White

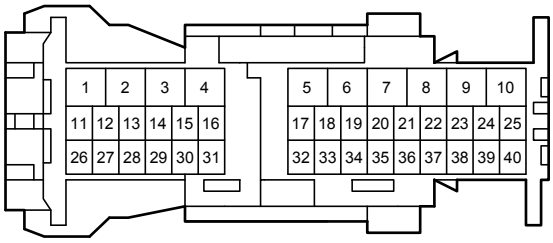

3C
White

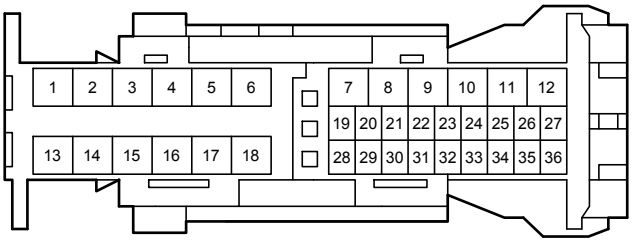

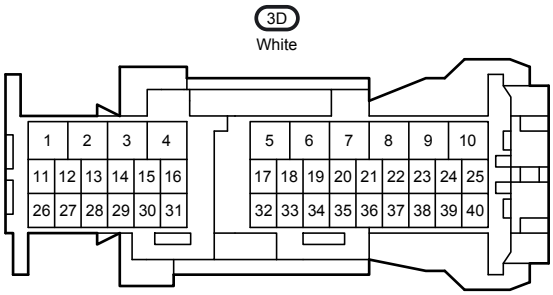
3D
White
1 2 3 4 5 6 7 8 9 10
11 12 13 14 15 16 17 18 19 20 21 22 23 24 25
26 27 28 29 30 31 32 33 34 35 36 37 38 39 40

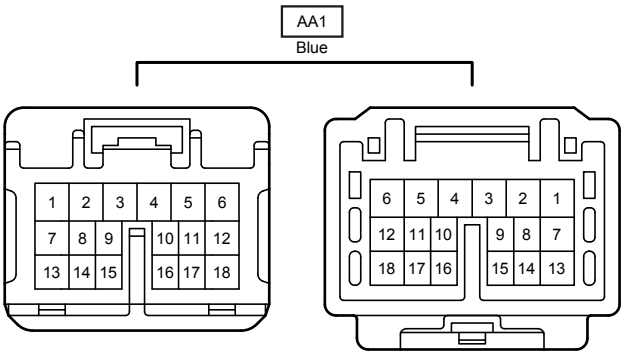
AA1
Blue
1 2 3 4 5 6
7 8 9 10 11 12
13 14 15 16 17 18
6 5 4 3 2 1
12 11 10 9 8 7
18 17 16 15 14 13

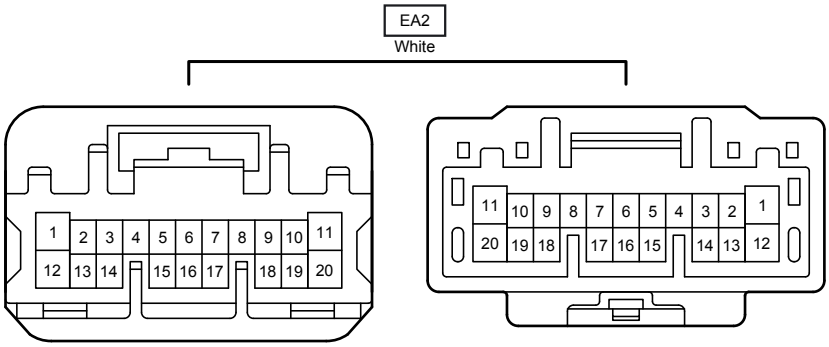
EA2
White
1 2 3 4 5 6 7 8 9 10 11
12 13 14 15 16 17 18 19 20
11 10 9 8 7 6 5 4 3 2 1
20 19 18 17 16 15 14 13 12

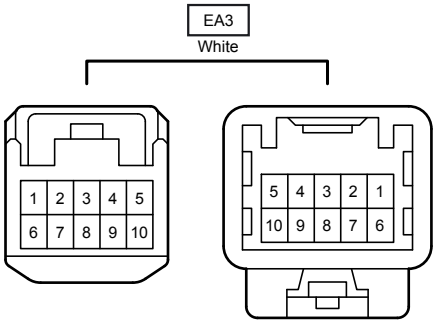
EA3
White
1 2 3 4 5
6 7 8 9 10
5 4 3 2 1
10 9 8 7 6

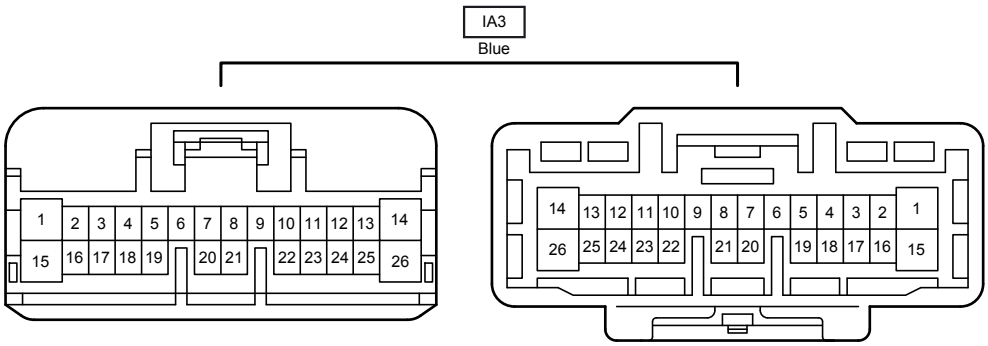
IA3
Blue
1 2 3 4 5 6 7 8 9 10 11 12 13 14
15 16 17 18 19 20 21 22 23 24 25 26
14 13 12 11 10 9 8 7 6 5 4 3 2 1
26 25 24 23 22 21 20 19 18 17 16 15

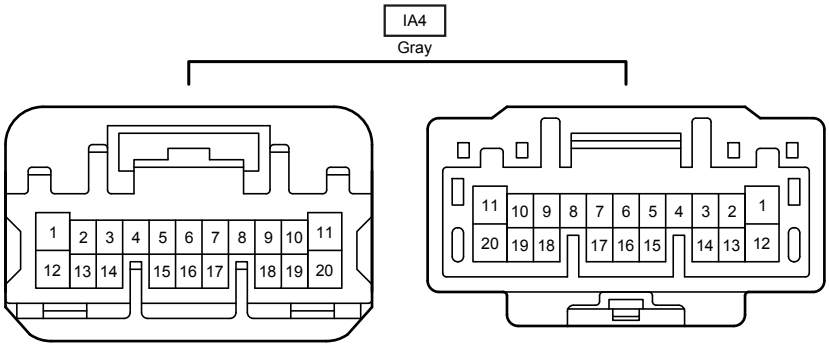
IA4
Gray
1 2 3 4 5 6 7 8 9 10 11
12 13 14 15 16 17 18 19 20
11 10 9 8 7 6 5 4 3 2 1
20 19 18 17 16 15 14 13 12

IA8
Gray

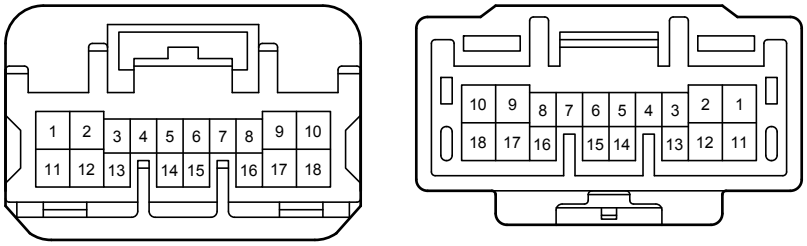

IN1
White

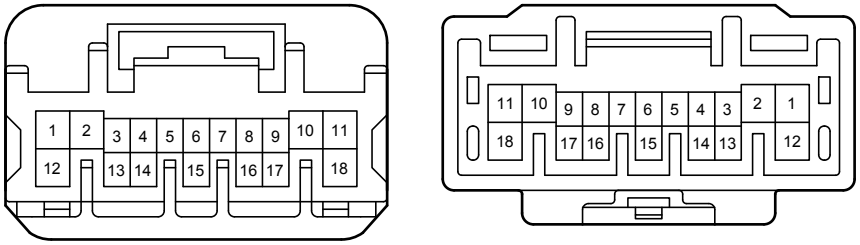

IO1
White

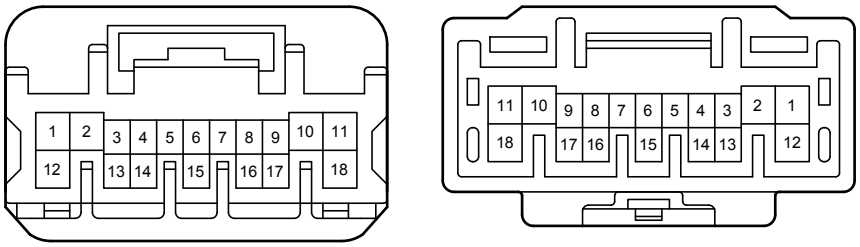

IO2
White

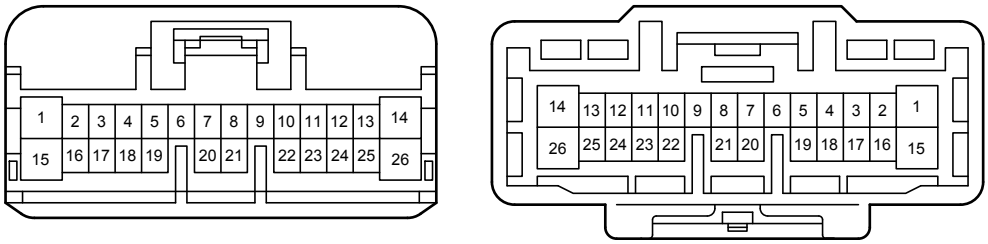

IS1
White

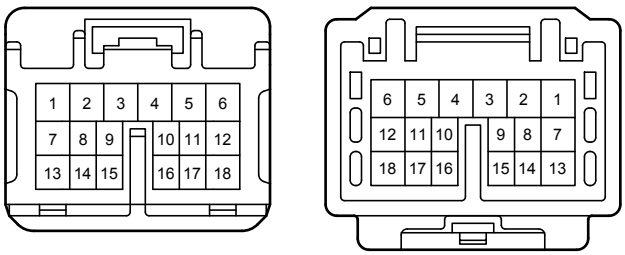

Ic1
White

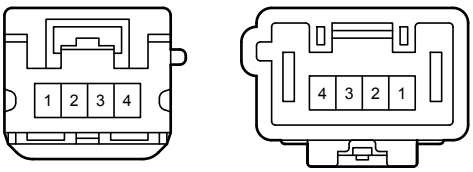

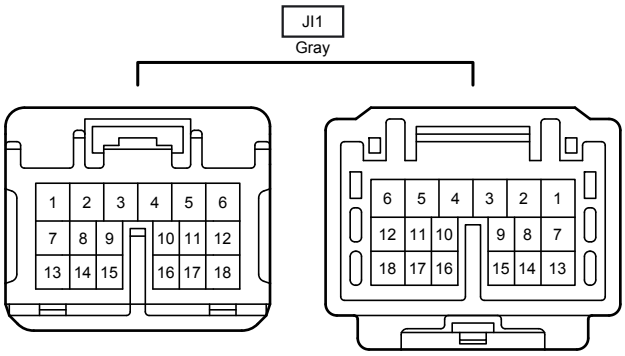
JI1
Gray
1 2 3 4 5 6
7 8 9 10 11 12
13 14 15 16 17 18
6 5 4 3 2 1
12 11 10 9 8 7
18 17 16 15 14 13

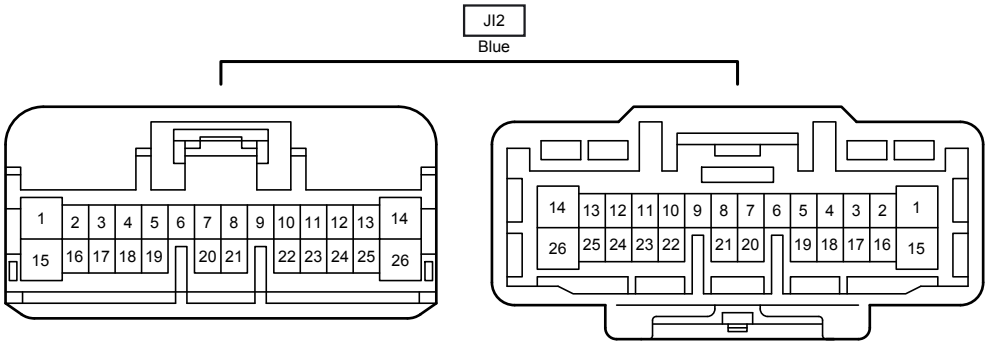
JI2
Blue
1 2 3 4 5 6 7 8 9 10 11 12 13 14
15 16 17 18 19 20 21 22 23 24 25 26
14 13 12 11 10 9 8 7 6 5 4 3 2 1
26 25 24 23 22 21 20 19 18 17 16 15

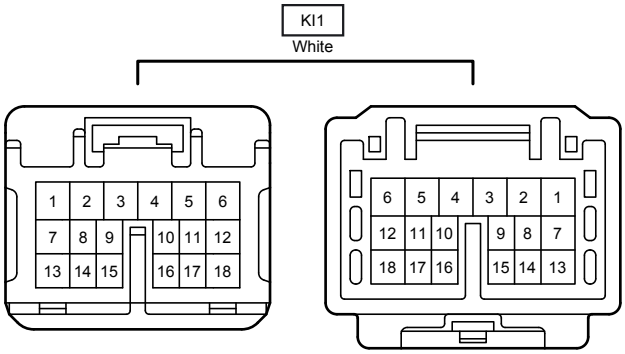
KI1
White
1 2 3 4 5 6
7 8 9 10 11 12
13 14 15 16 17 18
6 5 4 3 2 1
12 11 10 9 8 7
18 17 16 15 14 13

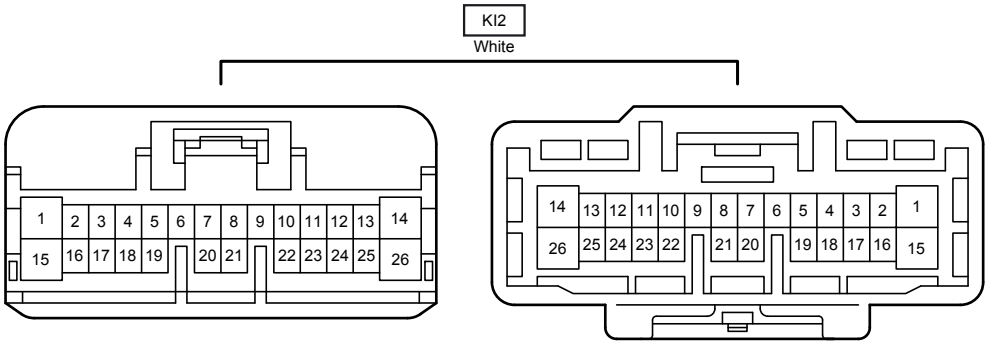
KI2
White
1 2 3 4 5 6 7 8 9 10 11 12 13 14
15 16 17 18 19 20 21 22 23 24 25 26
14 13 12 11 10 9 8 7 6 5 4 3 2 1
26 25 24 23 22 21 20 19 18 17 16 15

LO1
White

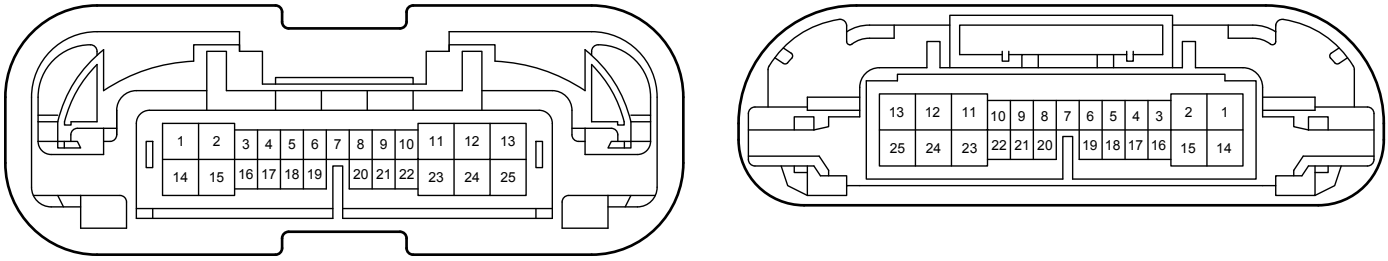

MN1
White

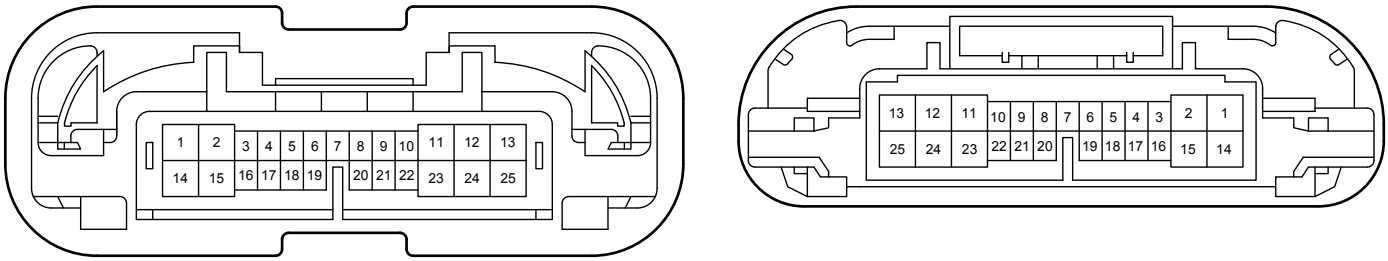

TN1
White

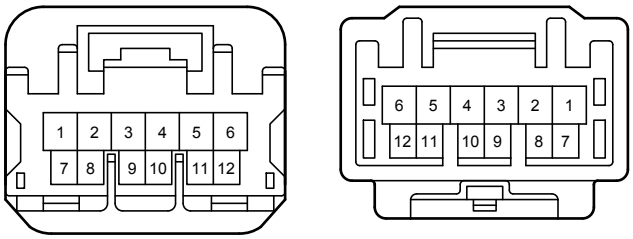

TO1
White

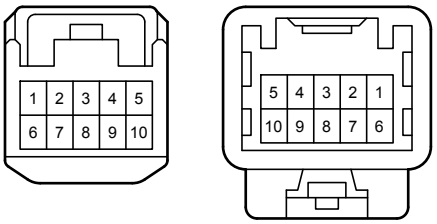

VJ1
White

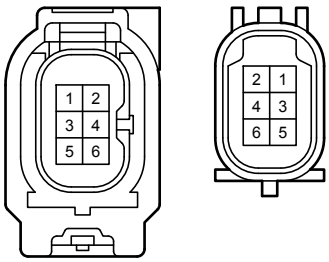
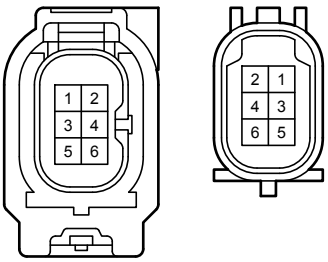
WK1
White