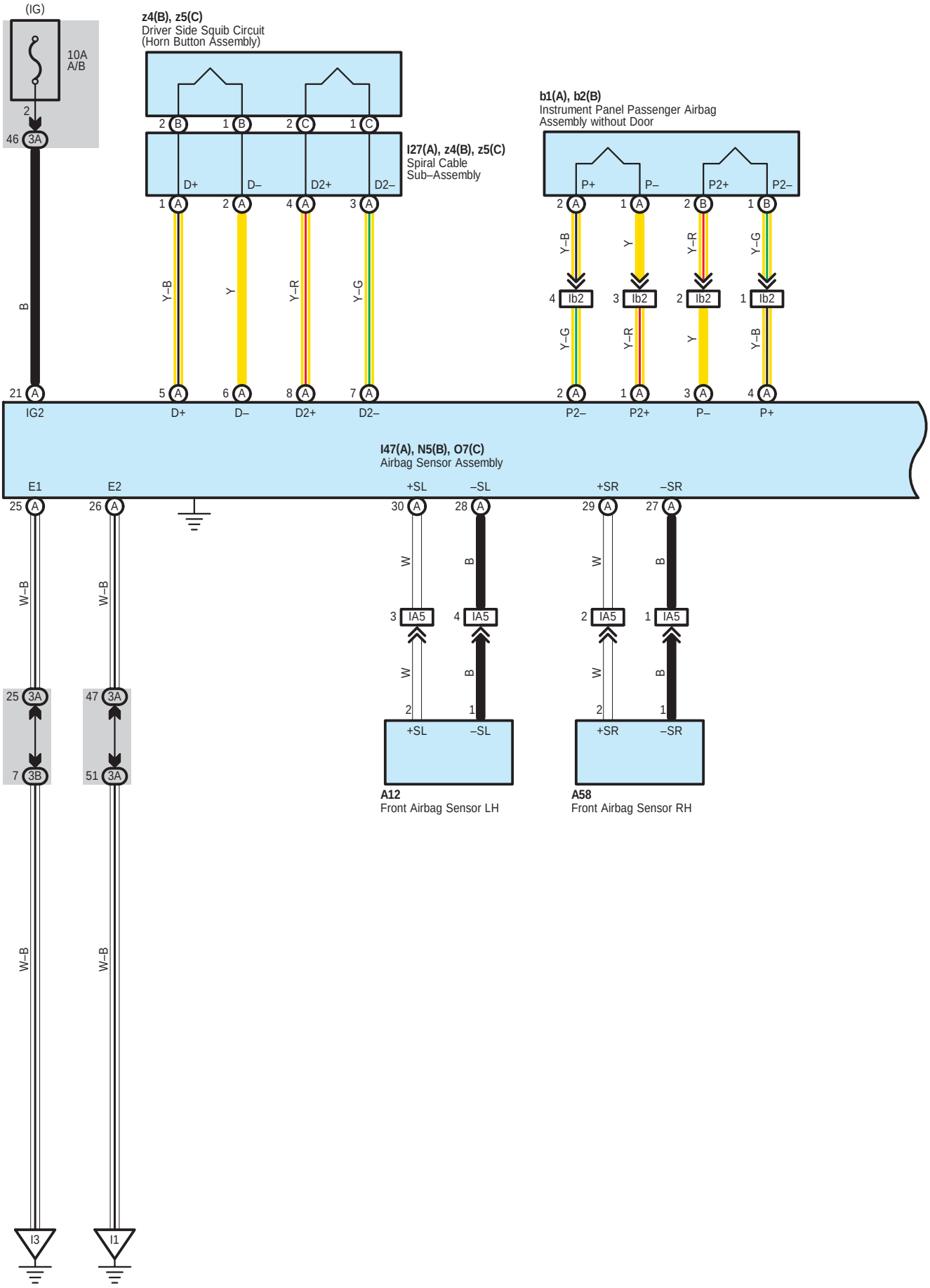
(IG)
10A
A/B
2
46 3A
B
21 A
IG2
z4(B), z5(C)
Driver Side Squib Circuit
(Horn Button Assembly)
2 B
1 B
2 C
1 C
D+
D–
D2+
D2–
I27(A), z4(B), z5(C)
Spiral Cable
Sub–Assembly
1 A
2 A
4 A
3 A
Y–B
Y
Y–R
Y–G
5 A
6 A
8 A
7 A
D+
D–
D2+
D2–
b1(A), b2(B)
Instrument Panel Passenger Airbag
Assembly without Door
P+
P–
P2+
P2–
2 A
1 A
2 B
1 B
Y–B
Y
Y–R
Y–G
4 Ib2
3 Ib2
2 Ib2
1 Ib2
Y–G
Y–R
Y
Y–B
2 A
1 A
3 A
4 A
P2–
P2+
P–
P+
I47(A), N5(B), O7(C)
Airbag Sensor Assembly
E1
E2
+SL
–SL
+SR
–SR
25 A
26 A
30 A
28 A
29 A
27 A
W–B
W–B
W
B
W
B
3 IA5
4 IA5
2 IA5
1 IA5
W
B
W
B
2
1
2
1
25 3A
47 3A
7 3B
51 3A
+SL
–SL
+SR
–SR
A12
Front Airbag Sensor LH
A58
Front Airbag Sensor RH
W–B
W–B
I3
I1

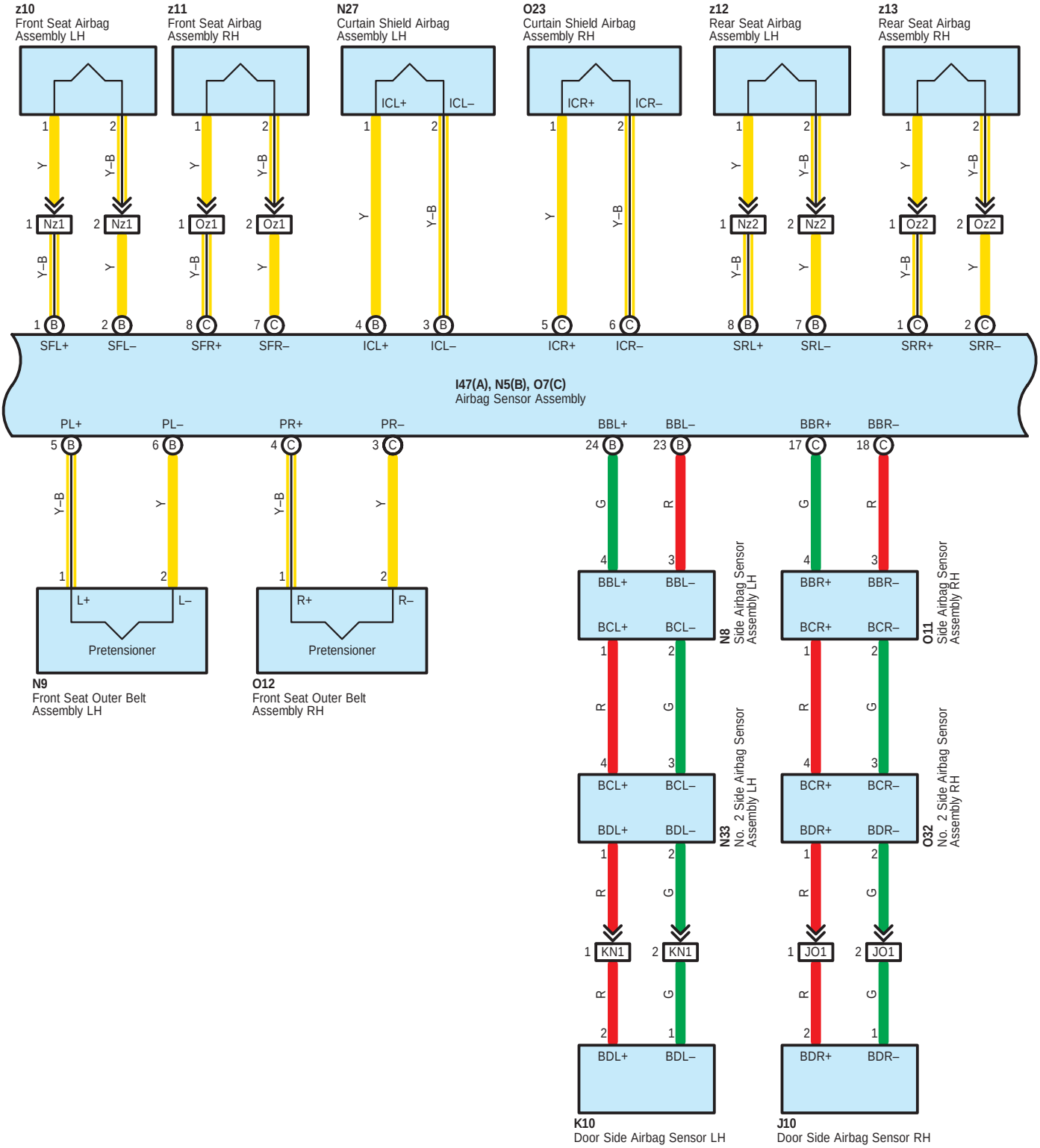
z10
Front Seat Airbag Assembly LH
z11
Front Seat Airbag Assembly RH
N27
Curtain Shield Airbag Assembly LH
O23
Curtain Shield Airbag Assembly RH
z12
Rear Seat Airbag Assembly LH
z13
Rear Seat Airbag Assembly RH
ICL+
ICL–
ICR+
ICR–
Nz1
Oz1
Nz2
Oz2
SFL+
SFL–
SFR+
SFR–
ICL+
ICL–
ICR+
ICR–
SRL+
SRL–
SRR+
SRR–
I47(A), N5(B), O7(C)
Airbag Sensor Assembly
PL+
PL–
PR+
PR–
BBL+
BBL–
BBR+
BBR–
L+
L–
R+
R–
Pretensioner
N9
Front Seat Outer Belt Assembly LH
O12
Front Seat Outer Belt Assembly RH
BCL+
BCL–
N8
Side Airbag Sensor Assembly LH
O11
Side Airbag Sensor Assembly RH
BDL+
BDL–
BCR+
BCR–
BDR+
BDR–
N33
No. 2 Side Airbag Sensor Assembly LH
O32
No. 2 Side Airbag Sensor Assembly RH
KN1
JO1
K10
Door Side Airbag Sensor LH
J10
Door Side Airbag Sensor RH

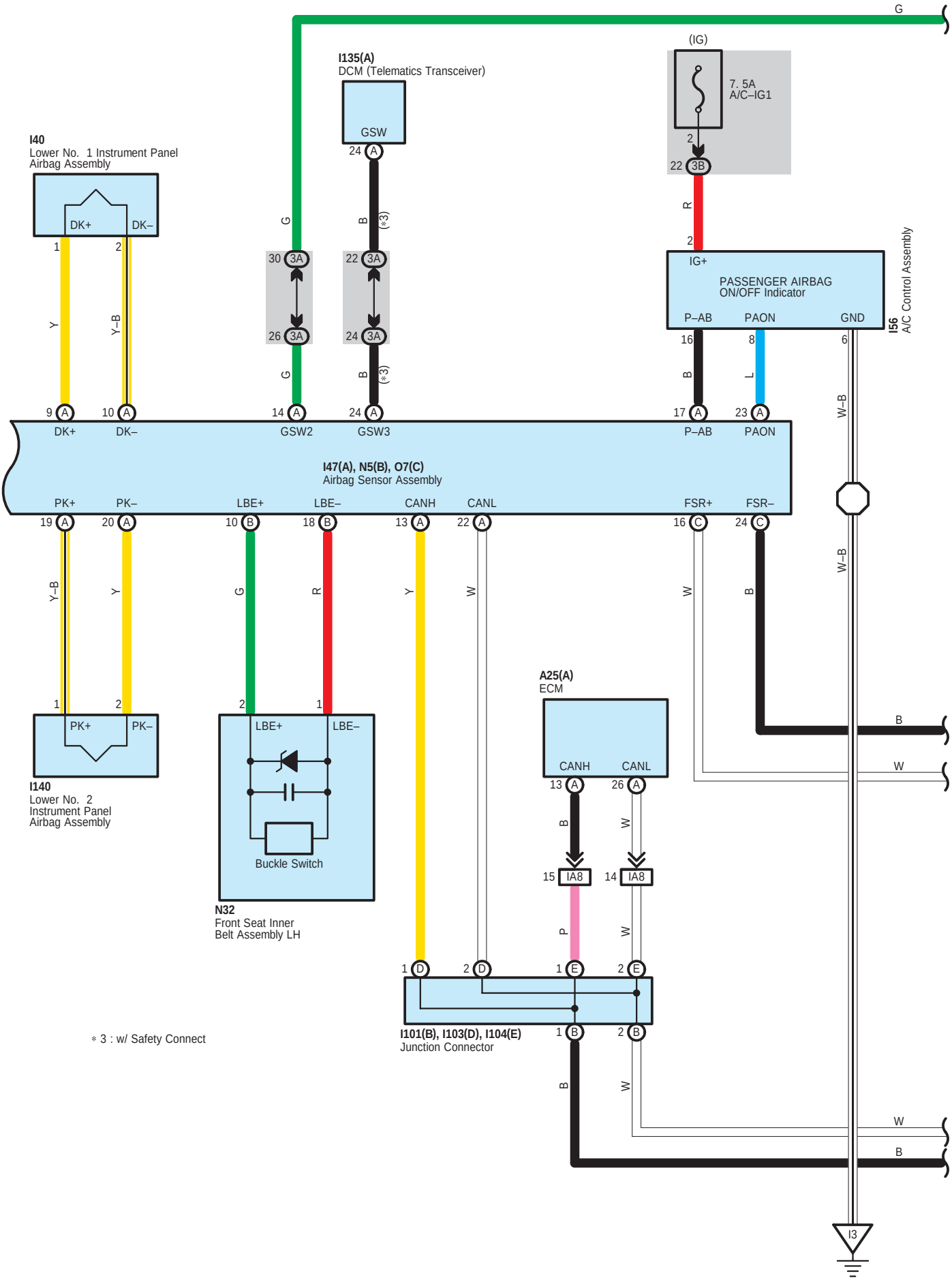

∗ 3 : w/ Safety Connect

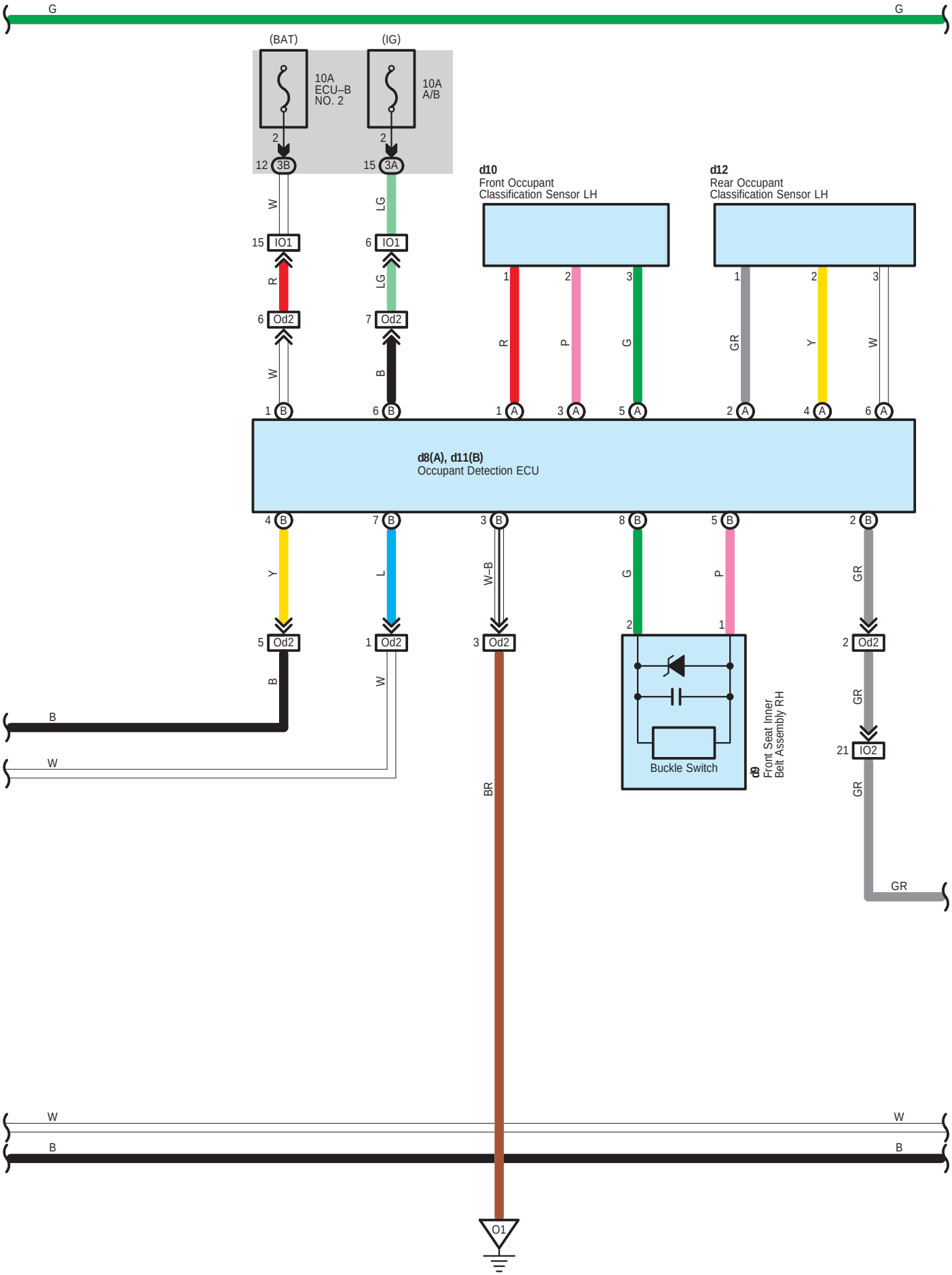
G
G
(BAT)
(IG)
10A
ECU–B
NO. 2
10A
A/B
2
2
12 3B
15 3A
W
LG
15 IO1
6 IO1
R
LG
6 Od2
7 Od2
W
B
1 B
6 B
d10
Front Occupant
Classification Sensor LH
d12
Rear Occupant
Classification Sensor LH
1
2
3
R
P
G
1 A
3 A
5 A
1
2
3
GR
Y
W
2 A
4 A
6 A
d8(A), d11(B)
Occupant Detection ECU
4 B
7 B
3 B
8 B
5 B
2 B
Y
L
W–B
G
P
GR
5 Od2
1 Od2
3 Od2
2
1
2 Od2
B
W
BR
GR
21 IO2
B
W
Buckle Switch
d9
Front Seat Inner
Belt Assembly RH
GR
W
W
B
B
O1

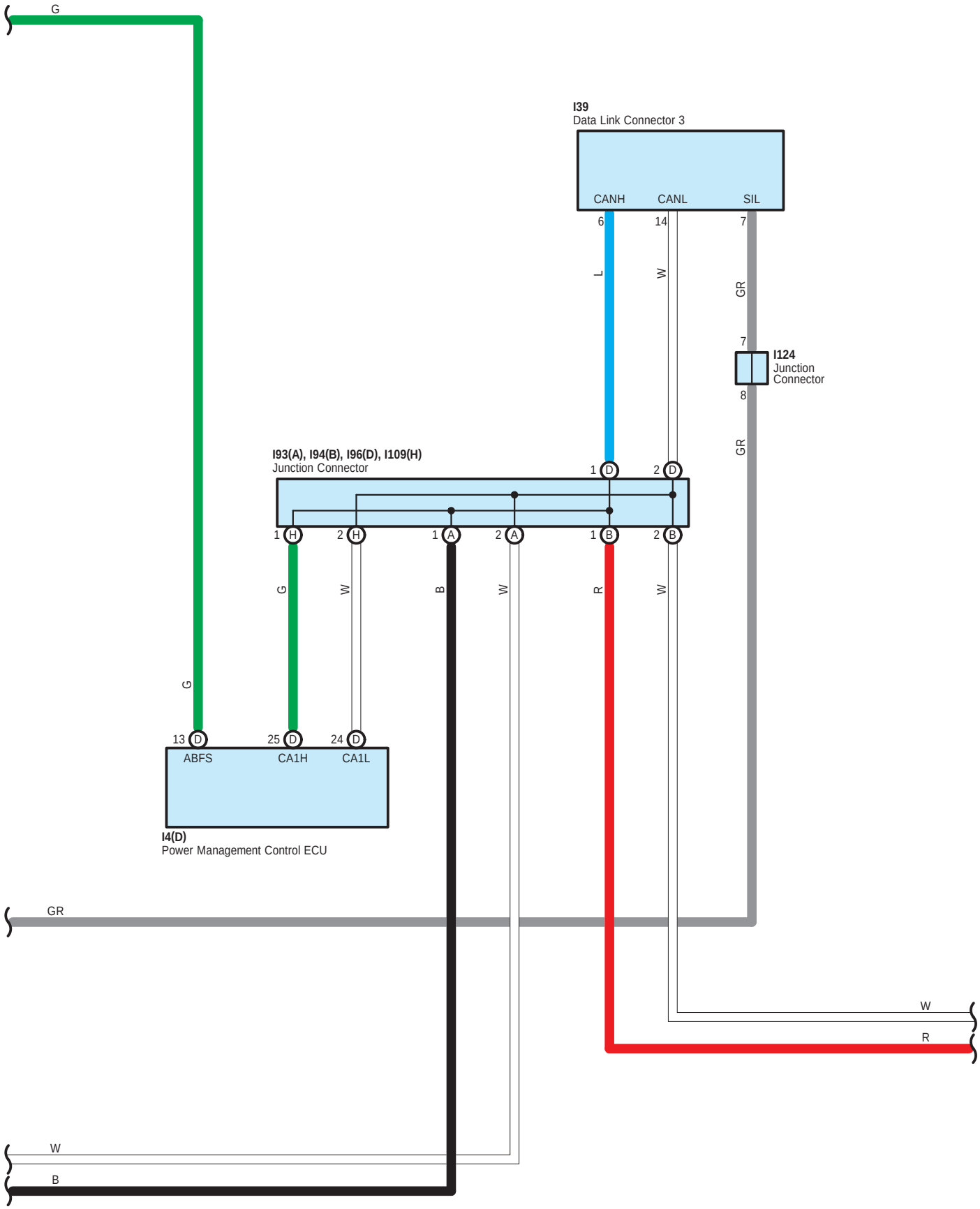
G
I39
Data Link Connector 3
CANH
CANL
SIL
6
14
7
L
W
GR
7
I124
Junction
Connector
8
GR
I93(A), I94(B), I96(D), I109(H)
Junction Connector
1 D
2 D
1 H
2 H
1 A
2 A
1 B
2 B
G
W
B
W
R
W
G
13 D
25 D
24 D
ABFS
CA1H
CA1L
I4(D)
Power Management Control ECU
GR
W
R
W
B

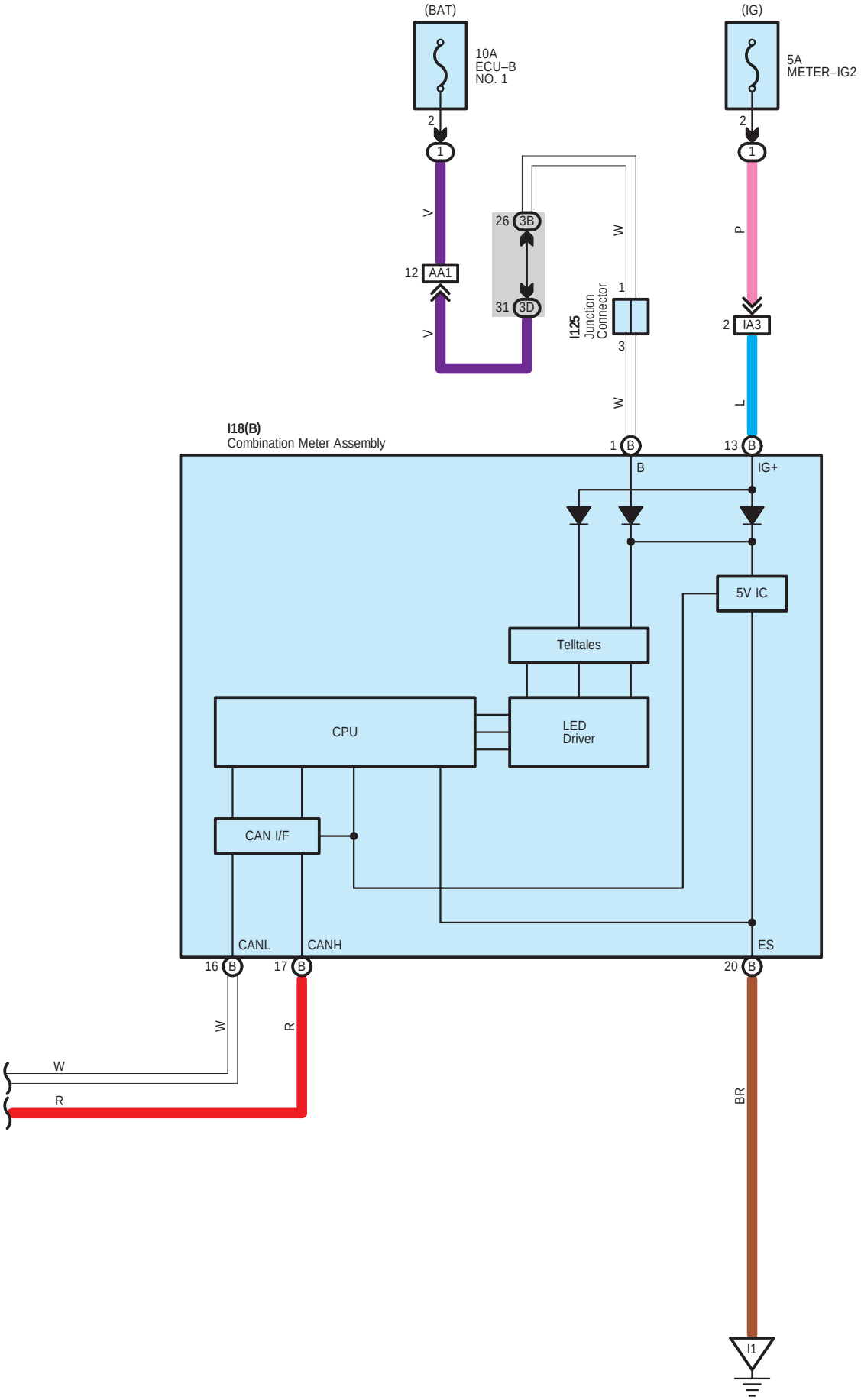
(BAT)
10A
ECU–B
NO. 1
(IG)
5A
METER–IG2
2
1
V
12 AA1
V
26 3B
31 3D
W
I125
Junction
Connector
1
3
W
P
2 IA3
L
I18(B)
Combination Meter Assembly
1 B
13 B
B
IG+
5V IC
Telltales
CPU
LED
Driver
CAN I/F
CANL
CANH
ES
16 B
17 B
20 B
W
R
W
R
BR
I1

A 12
Yellow



A 25
Black

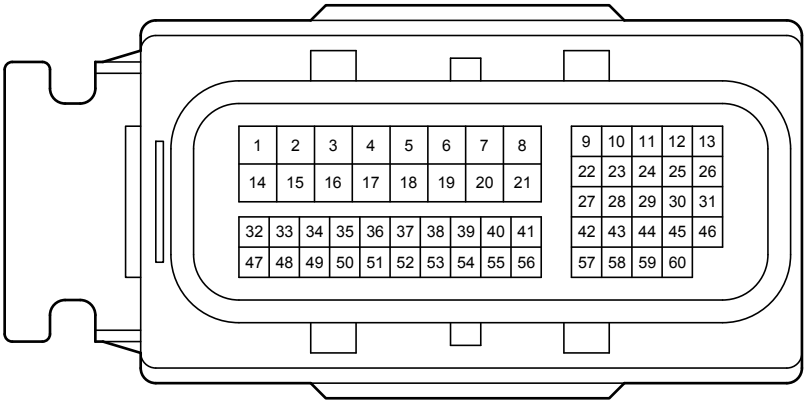

A 58
Yellow



I 4
Gray

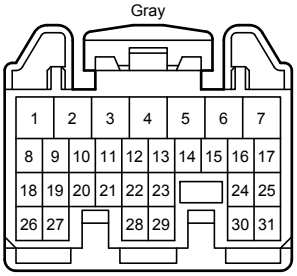

I 18
Black

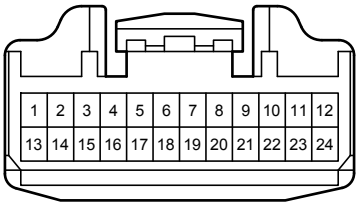

I 27
Yellow

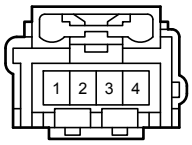

I 39
White

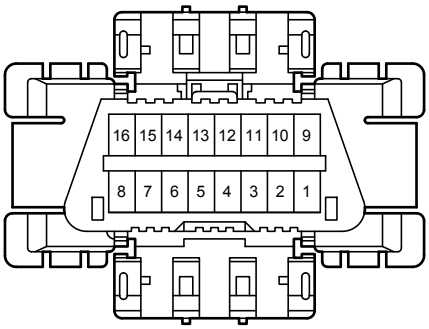

I 40
Black

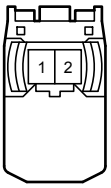

I 47
Yellow

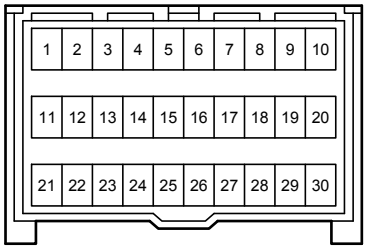

I 56
Black

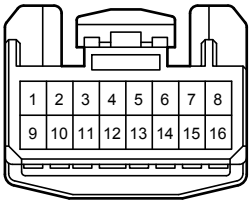

I 93
White

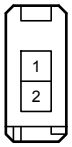

I 94
White

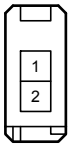

I 96
White

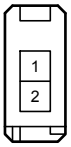

I101
White

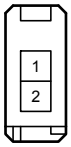

I103
White

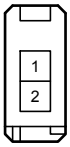

I104
White

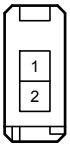

I109
White

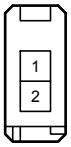

I124
White

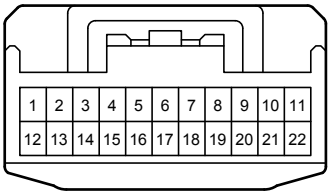

I125
Gray

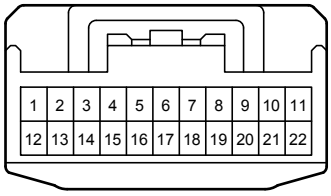

I135
White

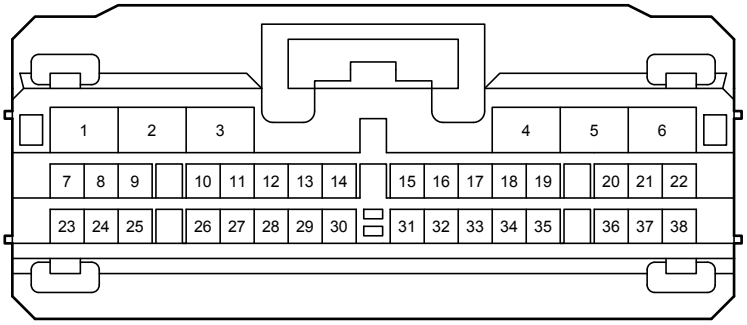

I140
Black

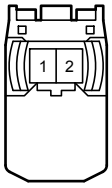

J 10
Yellow



K 10
Yellow

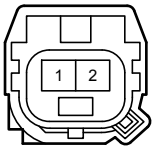

N 5
Yellow

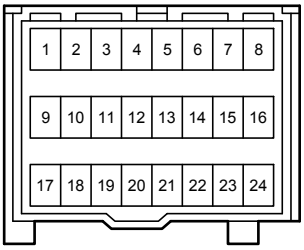

N 8
Yellow

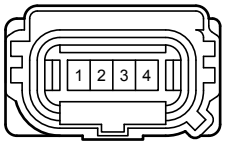

N 9
Black

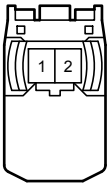

N 27
Black

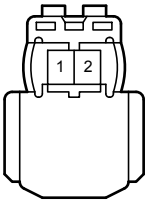

N 32
White

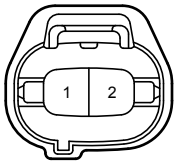

N 33
Yellow

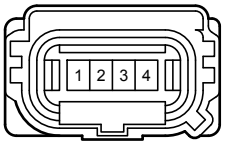

O 7
Yellow

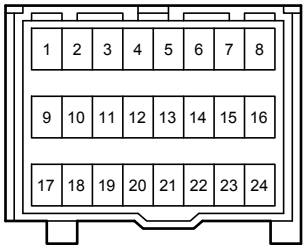

O 11
Yellow

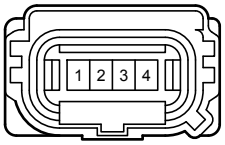

O 12
Black

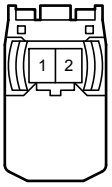

O 23
Black

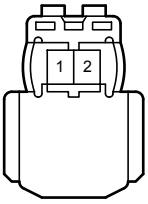

O 32
Yellow

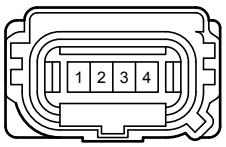

b 1
Orange

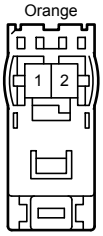

b 2
Black

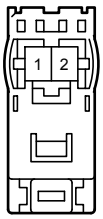

d 8
Black

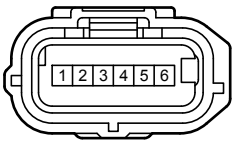

d 9
Gray

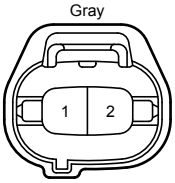

d 10
Black



d 11
Black

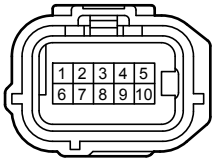

d 12
Gray

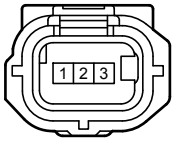

z 4
Orange

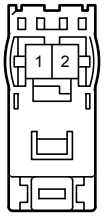

z 5
Black

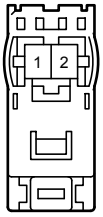

z 10
White

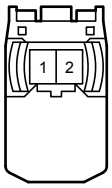

z 11
White

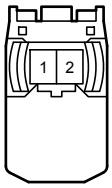

z 12
White

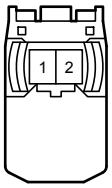

z 13
White

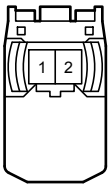

3A
White

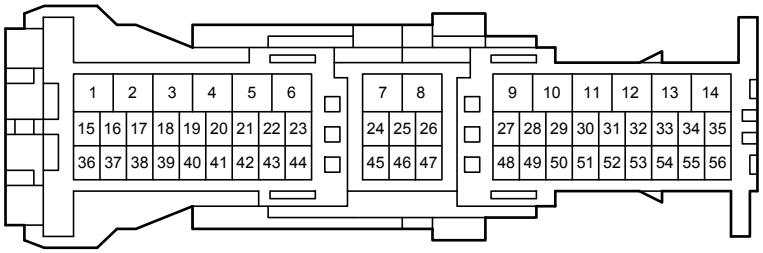

3B
White

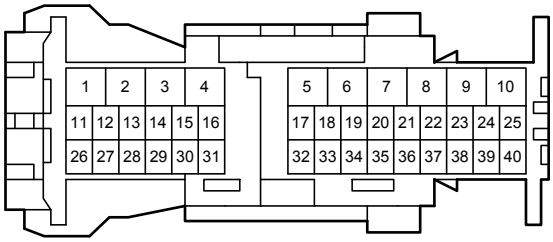

3D
White

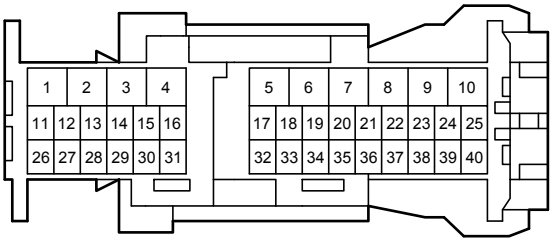

AA1
Blue

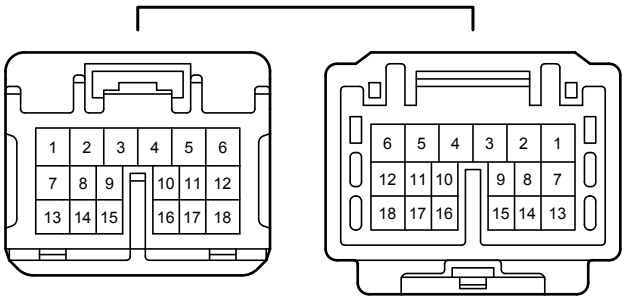

IA3
Blue

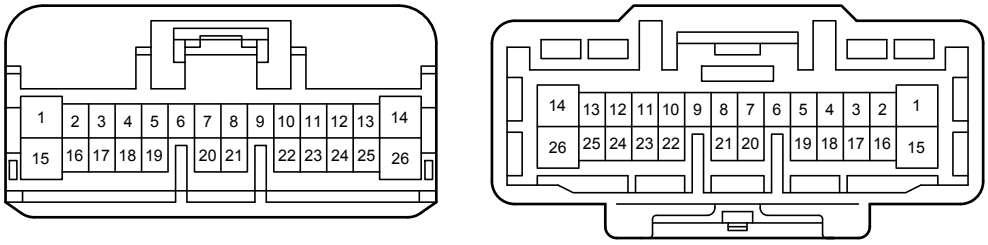

IA5
Yellow

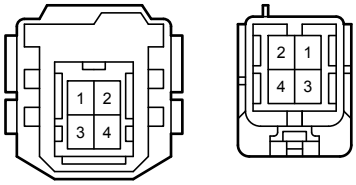

IA8
Gray

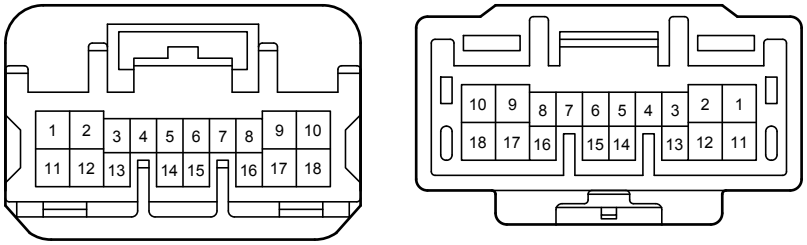

IO1
White

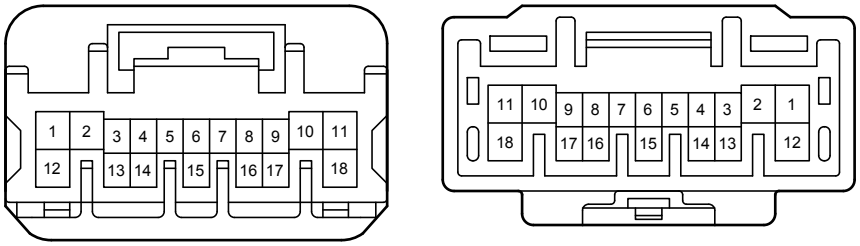

IO2
White

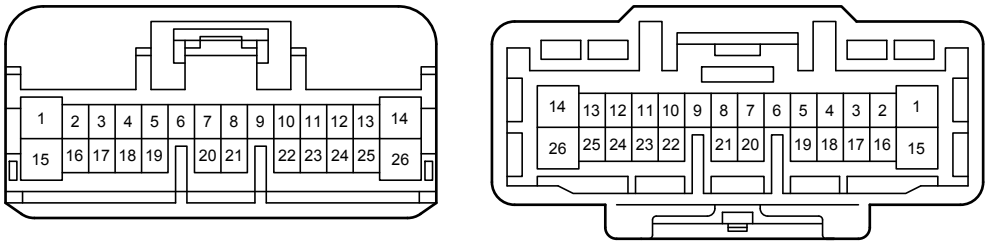

Ib2
Yellow

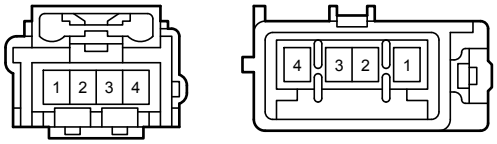

JO1
Yellow

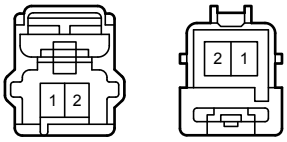

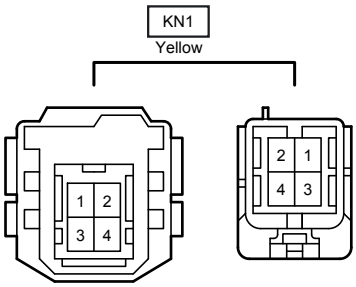
KN1
Yellow
1 2
3 4
2 1
4 3

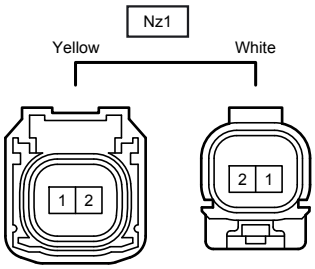
Nz1
Yellow
White
1 2
2 1

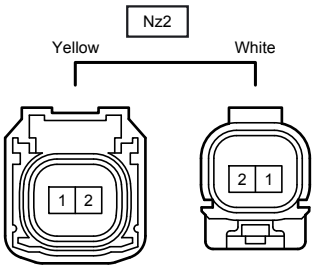
Nz2
Yellow
White
1 2
2 1

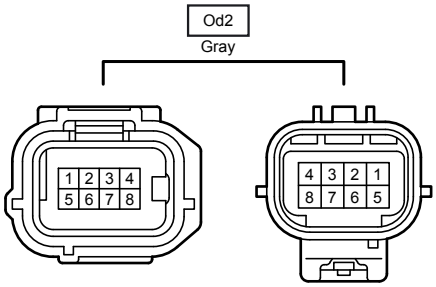
Od2
Gray
1 2 3 4
5 6 7 8
4 3 2 1
8 7 6 5

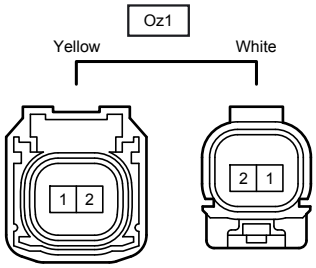
Oz1
Yellow
White
1 2
2 1

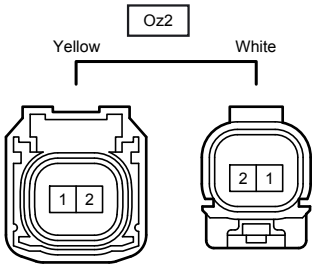
Oz2
Yellow
White
1 2
2 1