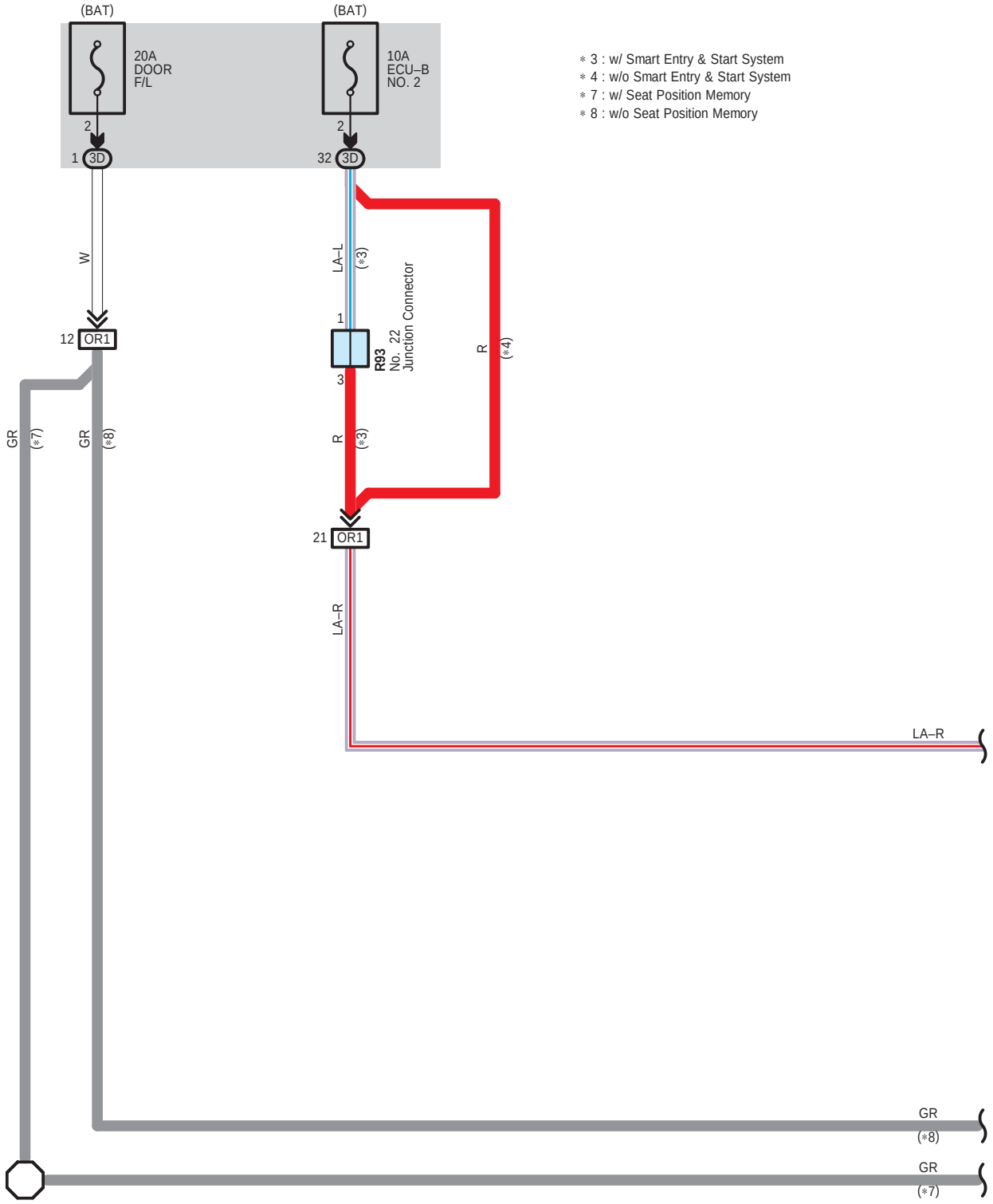
(BAT)
20A
DOOR
F/L
2
1
3D
(BAT)
10A
ECU–B
NO. 2
2
32
3D
∗ 3 : w/ Smart Entry & Start System
∗ 4 : w/o Smart Entry & Start System
∗ 7 : w/ Seat Position Memory
∗ 8 : w/o Seat Position Memory
W
12
OR1
LA–L
(∗3)
1
R93
No. 22
Junction Connector
3
R
(∗4)
GR
(∗7)
GR
(∗8)
R
(∗3)
21
OR1
LA–R
LA–R
GR
(∗8)
GR
(∗7)

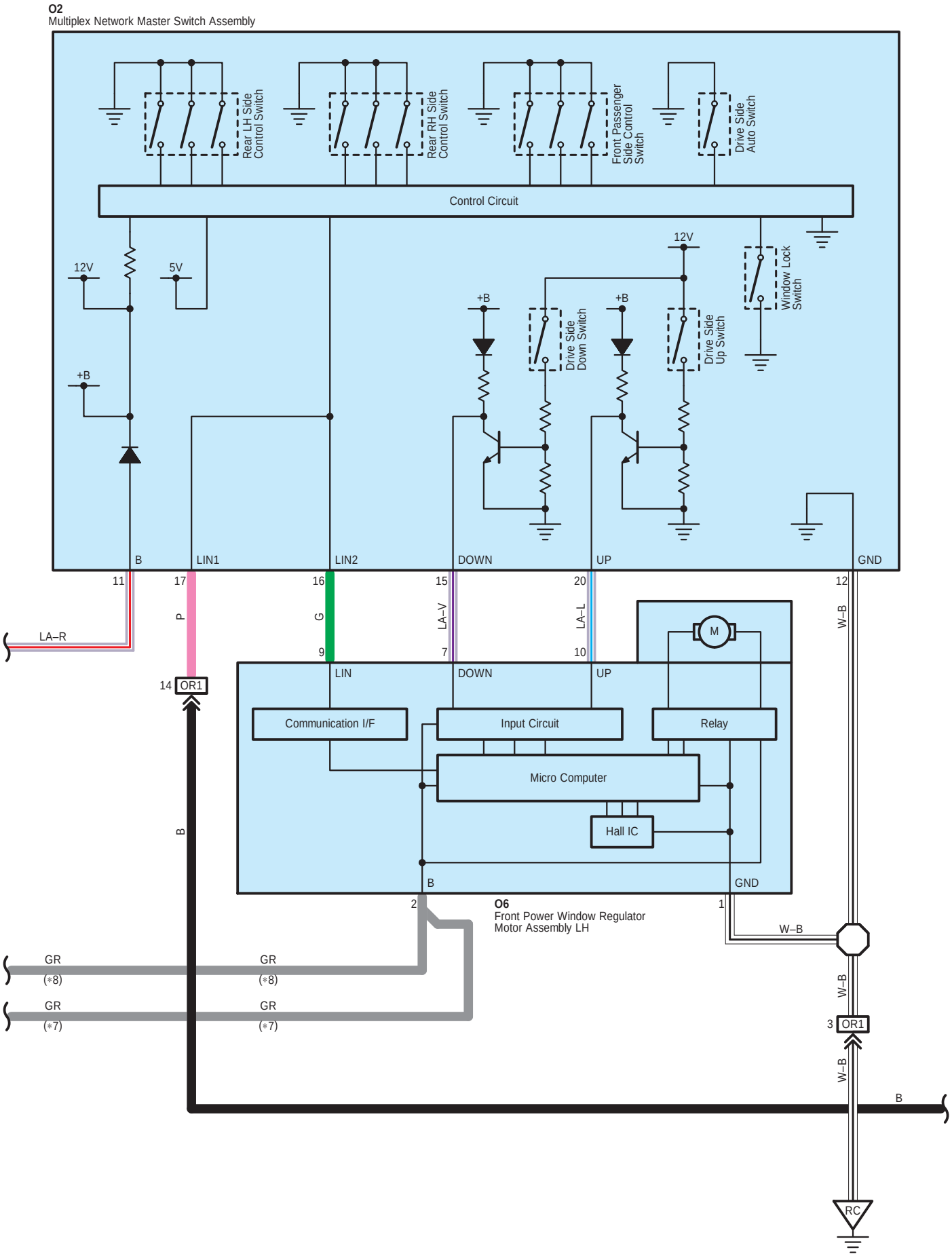
O2
Multiplex Network Master Switch Assembly
Rear LH Side Control Switch
Rear RH Side Control Switch
Front Passenger Side Control Switch
Drive Side Auto Switch
Control Circuit
12V
5V
+B
Drive Side Down Switch
Drive Side Up Switch
Window Lock Switch
B
LIN1
LIN2
DOWN
UP
GND
11
17
16
15
20
12
P
G
LA–V
LA–L
W–B
LA–R
9
7
10
M
14
OR1
LIN
DOWN
UP
Communication I/F
Input Circuit
Relay
Micro Computer
Hall IC
B
GND
2
1
O6
Front Power Window Regulator Motor Assembly LH
W–B
GR
(*8)
GR
(*7)
3
OR1
RC

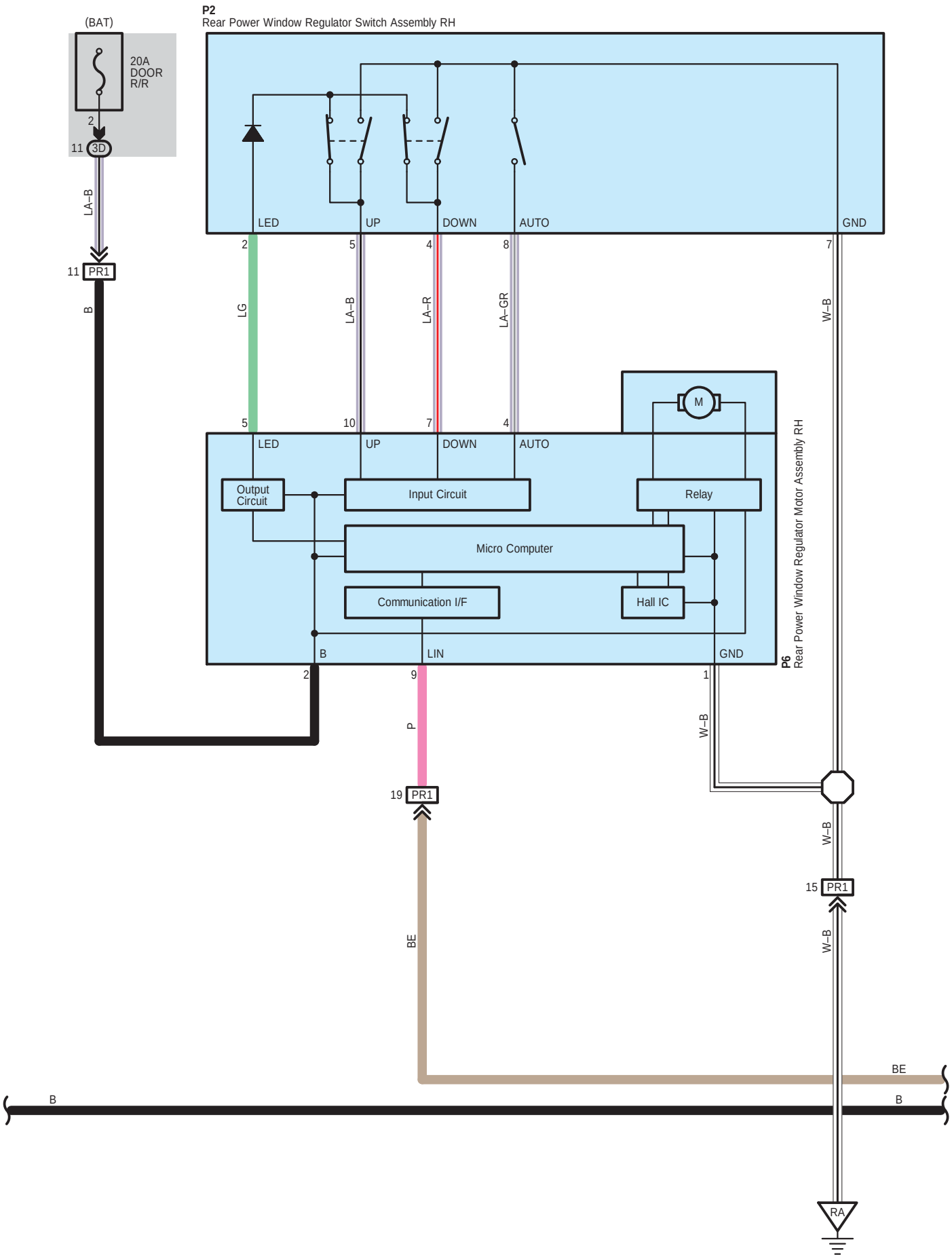
(BAT)
20A
DOOR
R/R
2
11 3D
LA–B
11 PR1
B
P2
Rear Power Window Regulator Switch Assembly RH
LED
UP
DOWN
AUTO
GND
2
5
4
8
7
LG
LA–B
LA–R
LA–GR
W–B
M
5
10
7
4
LED
UP
DOWN
AUTO
Output Circuit
Input Circuit
Relay
Micro Computer
Communication I/F
Hall IC
B
LIN
GND
P6
Rear Power Window Regulator Motor Assembly RH
2
9
1
P
W–B
19 PR1
W–B
15 PR1
W–B
BE
BE
B
B
RA

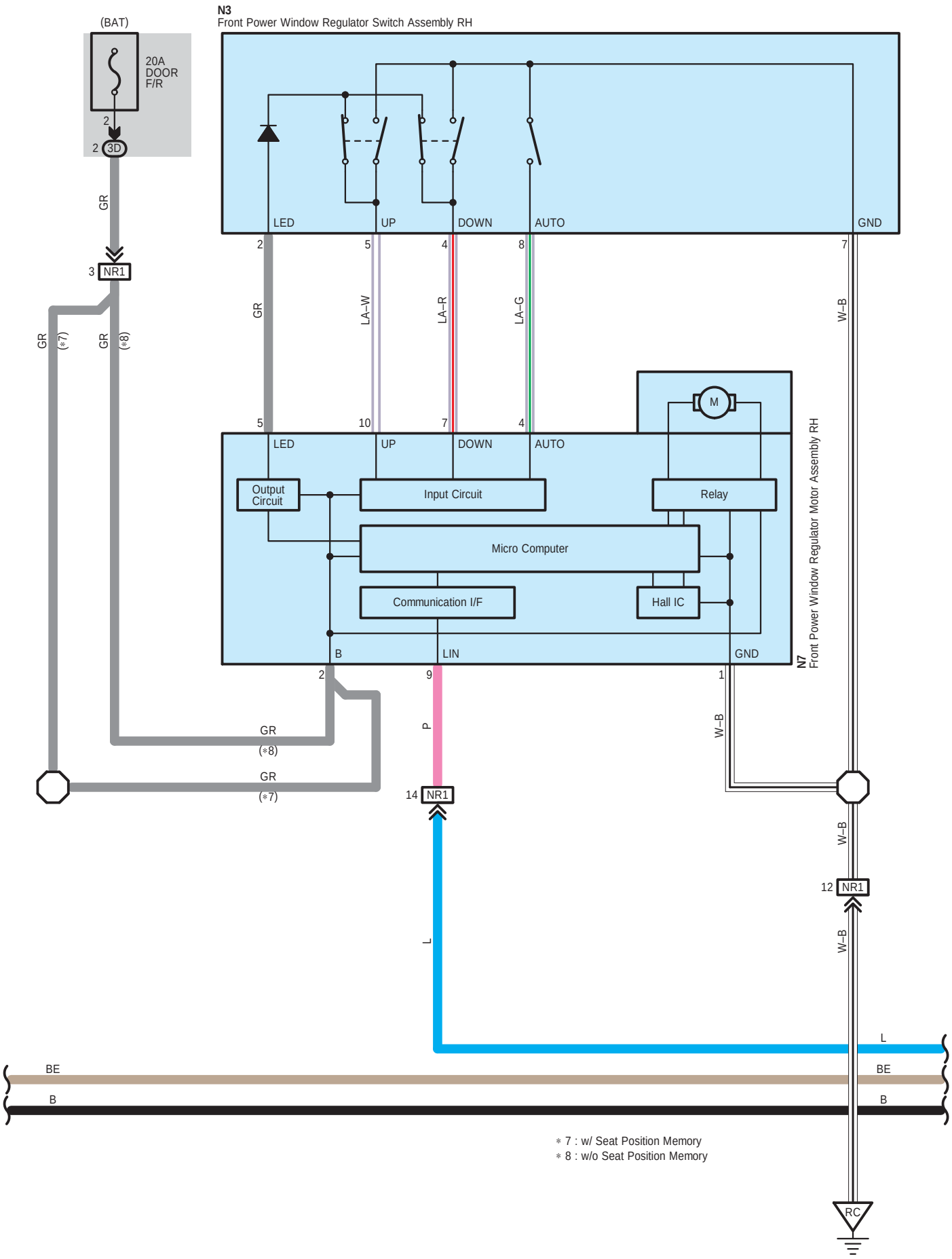

* 7 : w/ Seat Position Memory
* 8 : w/o Seat Position Memory

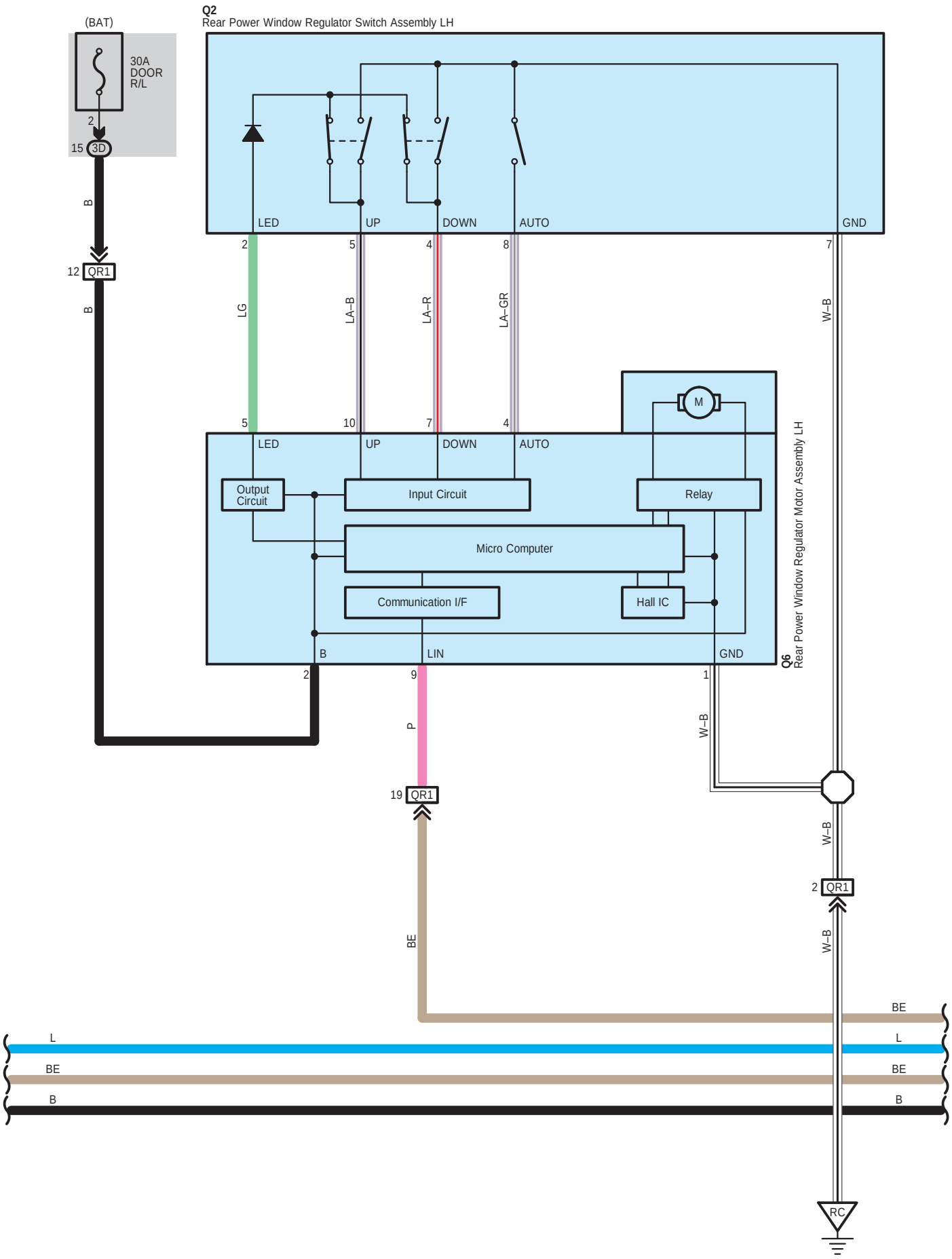
(BAT)
30A
DOOR
R/L
2
15 3D
B
12 QR1
B
Q2
Rear Power Window Regulator Switch Assembly LH
LED
UP
DOWN
AUTO
GND
2
5
4
8
7
LG
LA–B
LA–R
LA–GR
W–B
M
5
10
7
4
LED
UP
DOWN
AUTO
Output Circuit
Input Circuit
Relay
Micro Computer
Communication I/F
Hall IC
B
LIN
GND
Q6
Rear Power Window Regulator Motor Assembly LH
2
9
1
P
W–B
19 QR1
W–B
2 QR1
W–B
BE
BE
L
L
BE
BE
B
B
RC

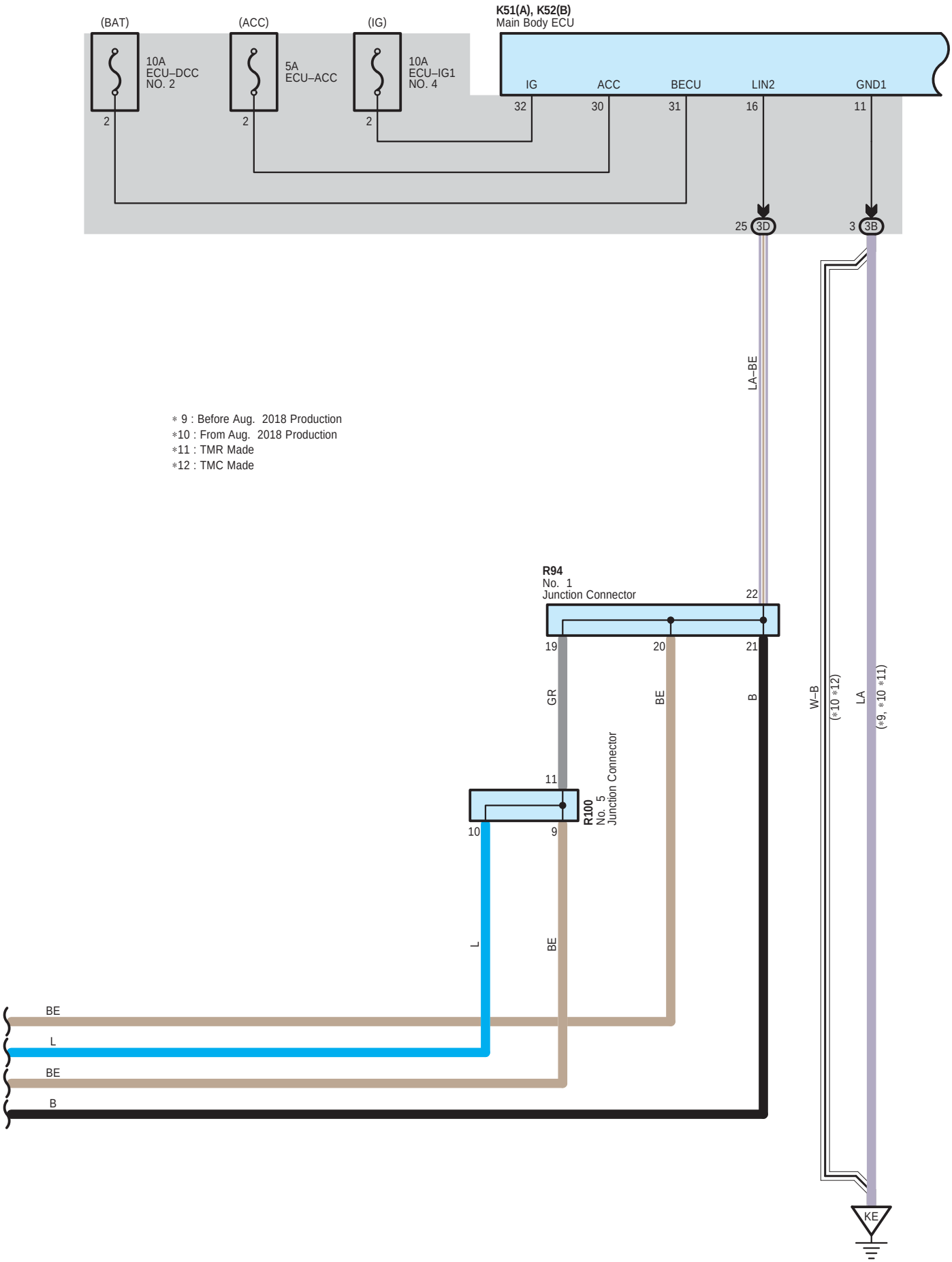
(BAT)
(ACC)
(IG)
10A
ECU–DCC
NO. 2
5A
ECU–ACC
10A
ECU–IG1
NO. 4
K51(A), K52(B)
Main Body ECU
IG
ACC
BECU
LIN2
GND1
32
30
31
16
11
2
2
2
25
3D
3
3B
LA–BE
∗ 9 : Before Aug. 2018 Production
∗10 : From Aug. 2018 Production
∗11 : TMR Made
∗12 : TMC Made
R94
No. 1
Junction Connector
22
19
20
21
GR
BE
B
W–B
(∗10 ∗12)
LA
(∗9, ∗10 ∗11)
11
R100
No. 5
Junction Connector
10
9
L
BE
BE
L
BE
B
KE

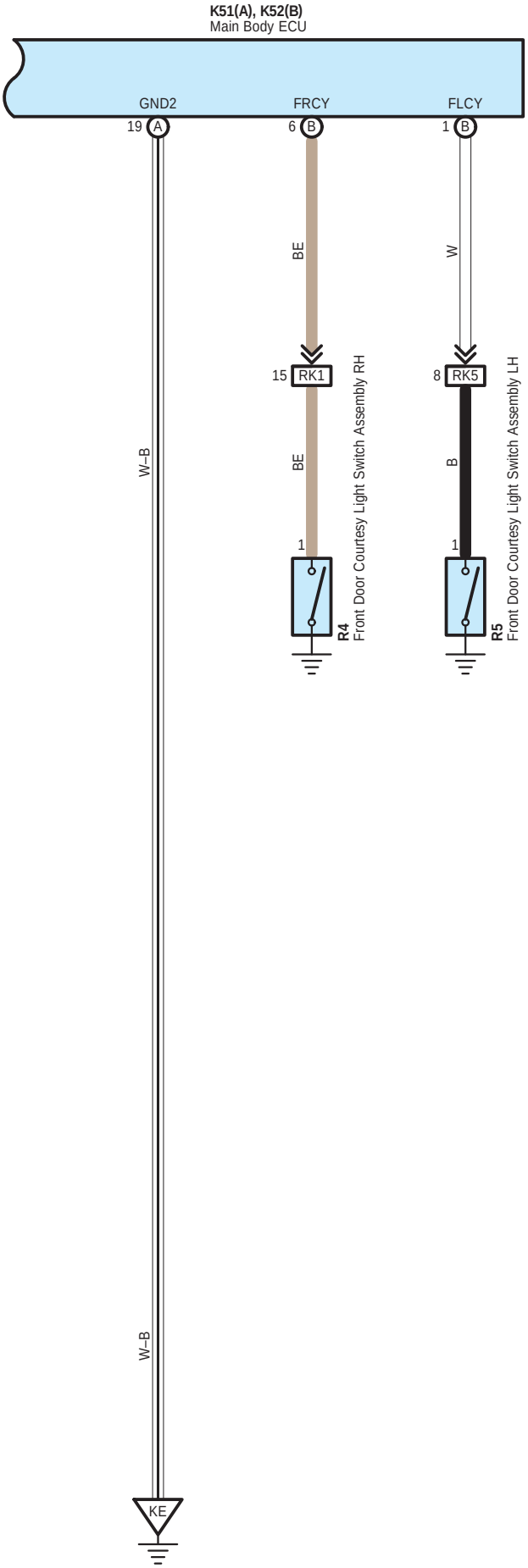
K51(A), K52(B)
Main Body ECU
GND2
FRCY
FLCY
19 A
6 B
1 B
BE
W
15 RK1
8 RK5
BE
B
1
1
R4
Front Door Courtesy Light Switch Assembly RH
R5
Front Door Courtesy Light Switch Assembly LH
W–B
W–B
KE

K51
Black

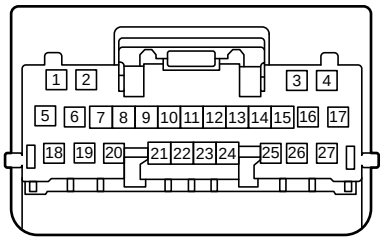

90980-12C63

K52
Black

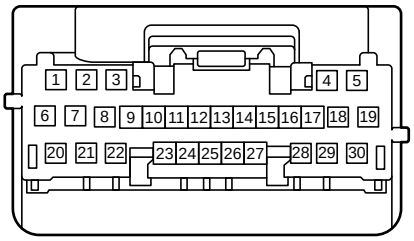

90980-12C62

N3
White

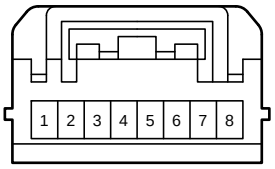

90980-12550

N7
White

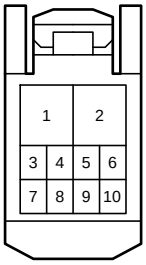

90980-12328

O2
White

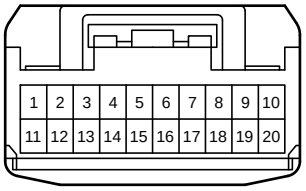

90980-12460

O6
White

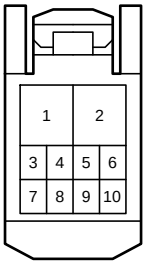

90980-12328

P2
White

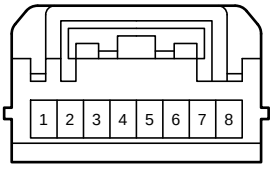

90980-12550

P6
White

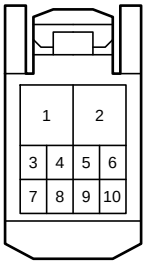

90980-12328

Q2
White

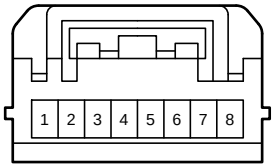

90980-12550

Q6
White

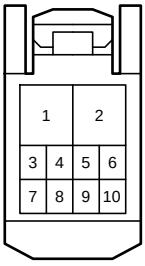

90980-12328

R4
Black

90980-10871

R5
Black

90980-10871

R93
White

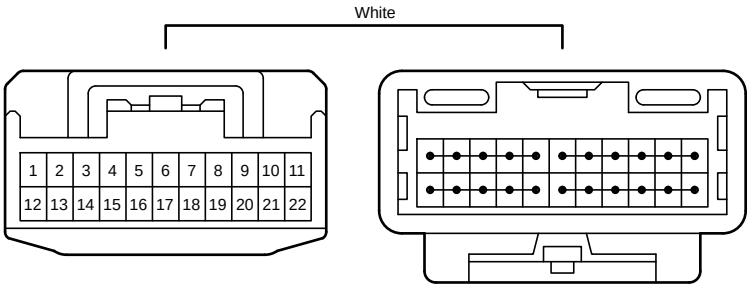

90980-12372

R94
Blue

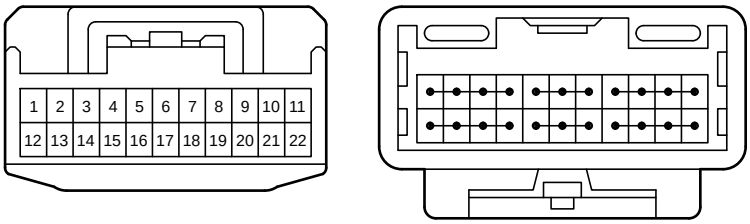

90980-12372

R100
Blue

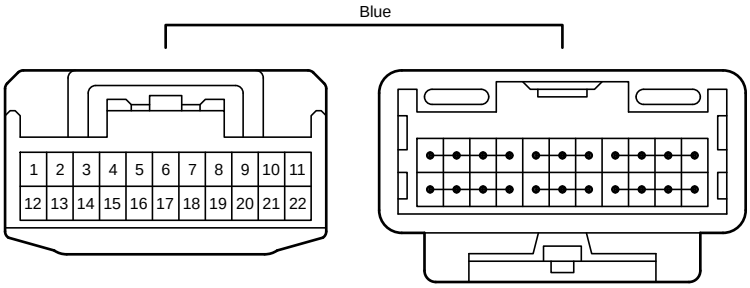

90980-12372

3B

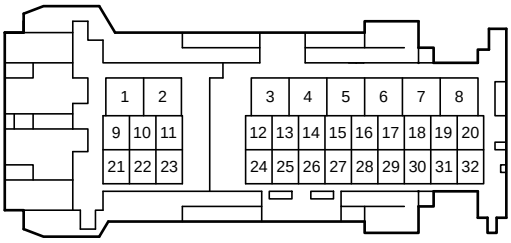

90980-12A48

3D

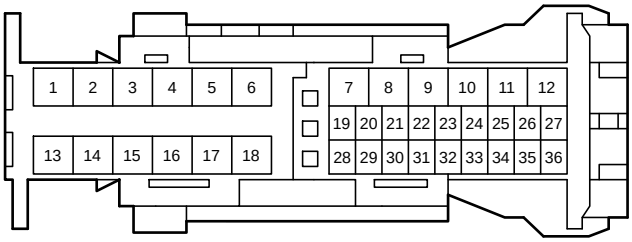

90980-12944

NR1
White

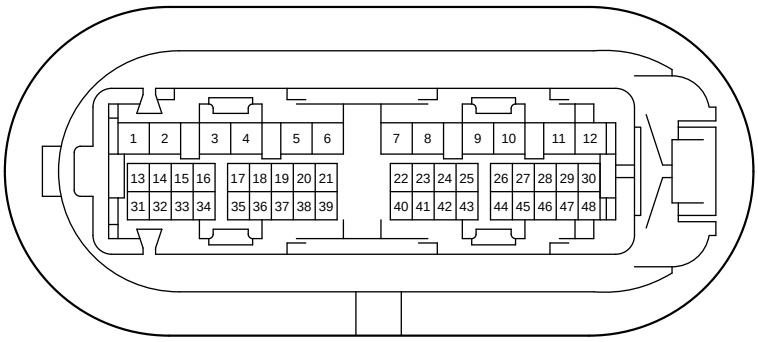

90980-12A09

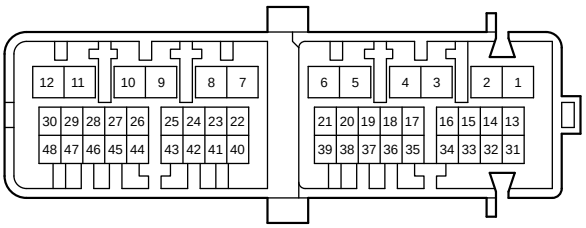

90980-12A06

OR1
White

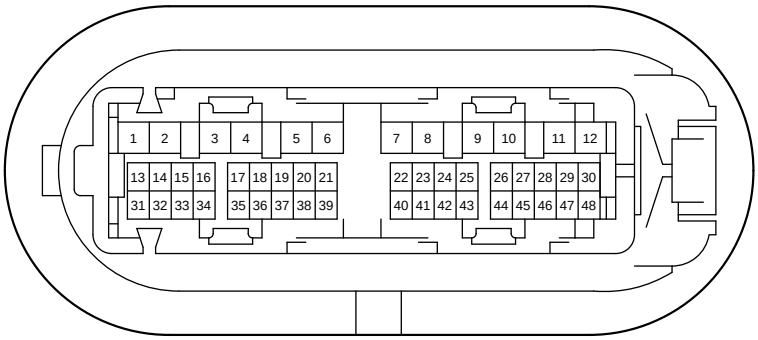

90980-12A09

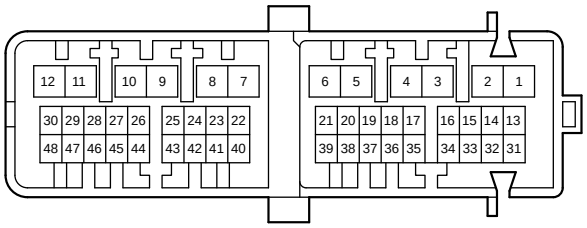

90980-12A06

PR1
White

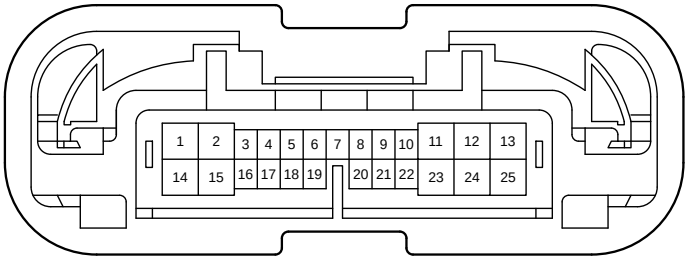

90980-12802

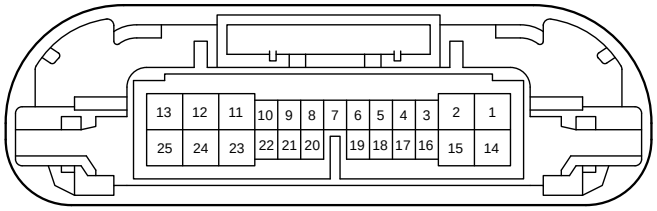

90980-12801

QR1
White

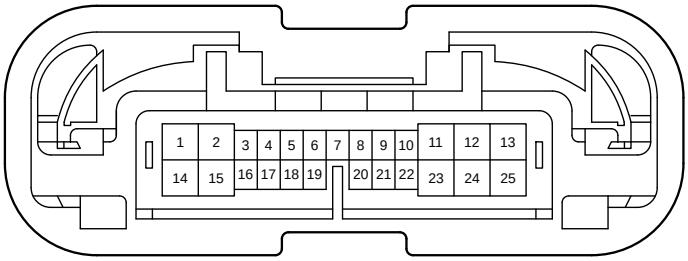

90980-12802

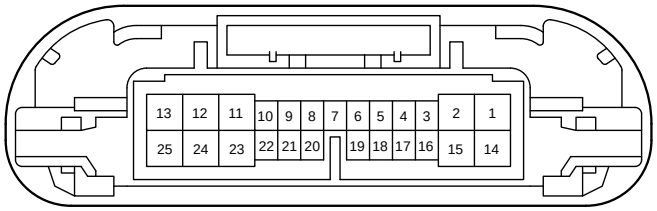

90980-12801

RK1
White

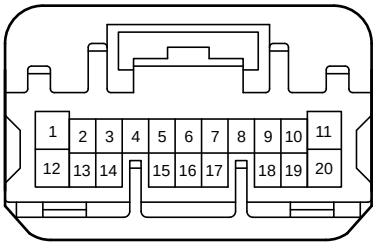

90980-12741

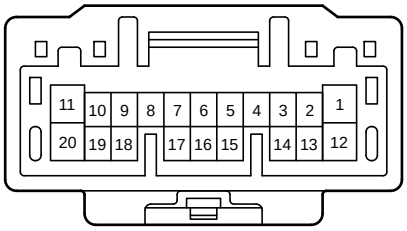

90980-12740

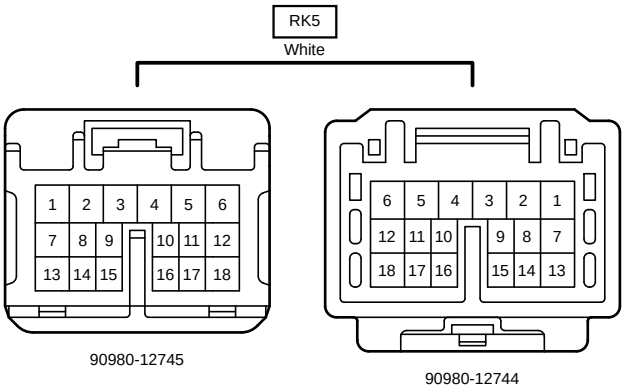
RK5
White
1 2 3 4 5 6
7 8 9 10 11 12
13 14 15 16 17 18
90980-12745
6 5 4 3 2 1
12 11 10 9 8 7
18 17 16 15 14 13
90980-12744