(Cont. next page)

## Engine Stop System (1BZ-FPE)

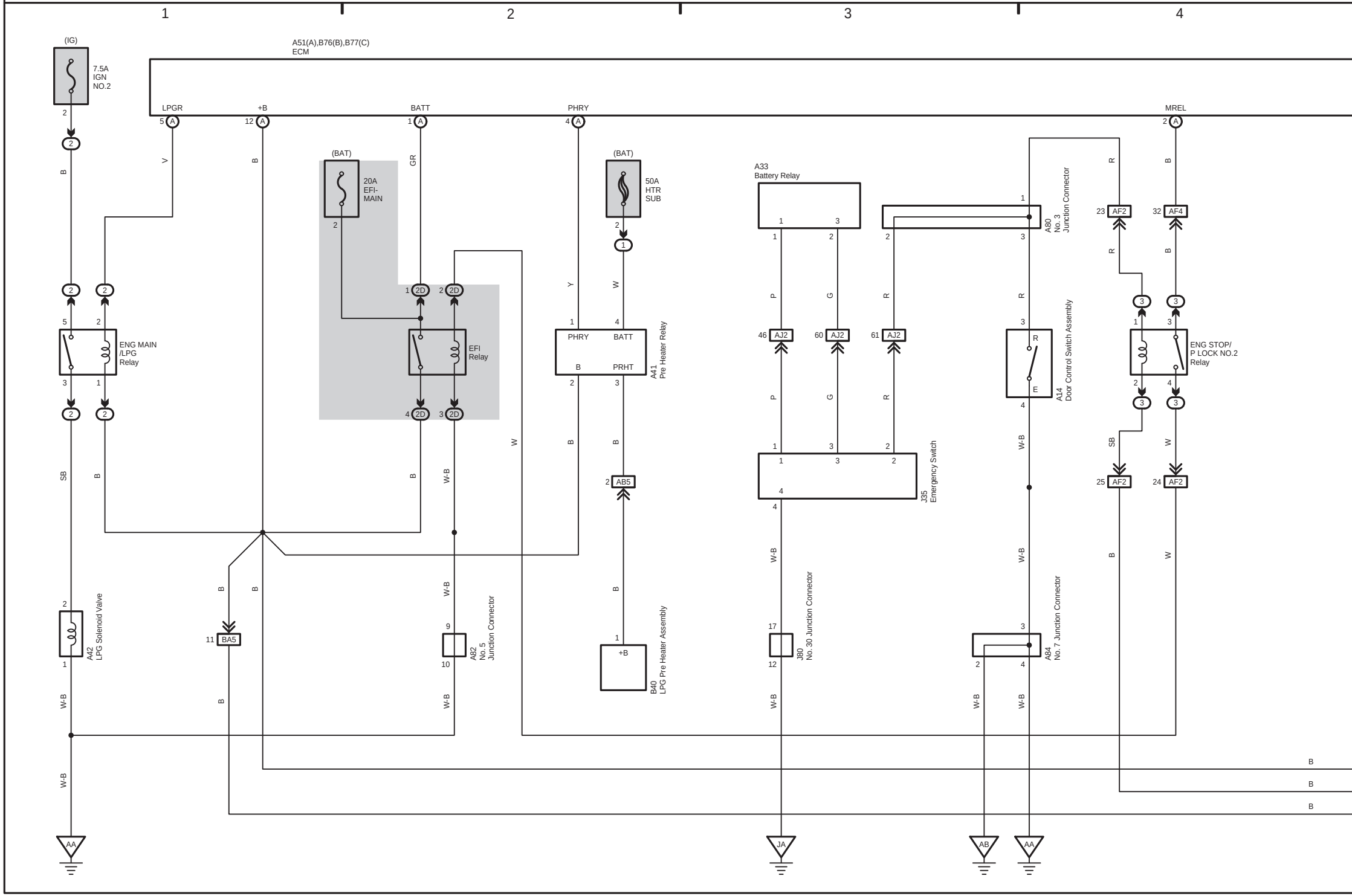
1
2
3
4
(IG)
7.5A
IGN
NO.2
A51(A),B76(B),B77(C)
ECM
LPGR
+B
BATT
PHRY
MREL
(BAT)
20A
EFI-
MAIN
(BAT)
50A
HTR
SUB
A33
Battery Relay
A80
No. 3
Junction Connector
ENG MAIN
/LPG
Relay
EFI
Relay
PHRY
BATT
B
PRHT
A41
Pre Heater Relay
AJ2
R
E
A14
Door Control Switch Assembly
AF2
AF4
ENG STOP/
P LOCK NO.2
Relay
J35
Emergency Switch
AB5
A42
LPG Solenoid Valve
BA5
A82
No. 5
Junction Connector
+B
B40
LPG Pre Heater Assembly
J80
No. 30 Junction Connector
A84
No. 7 Junction Connector
2D
V
B
GR
Y
W
P
G
R
SB
W-B
AA
JA
AB
AA

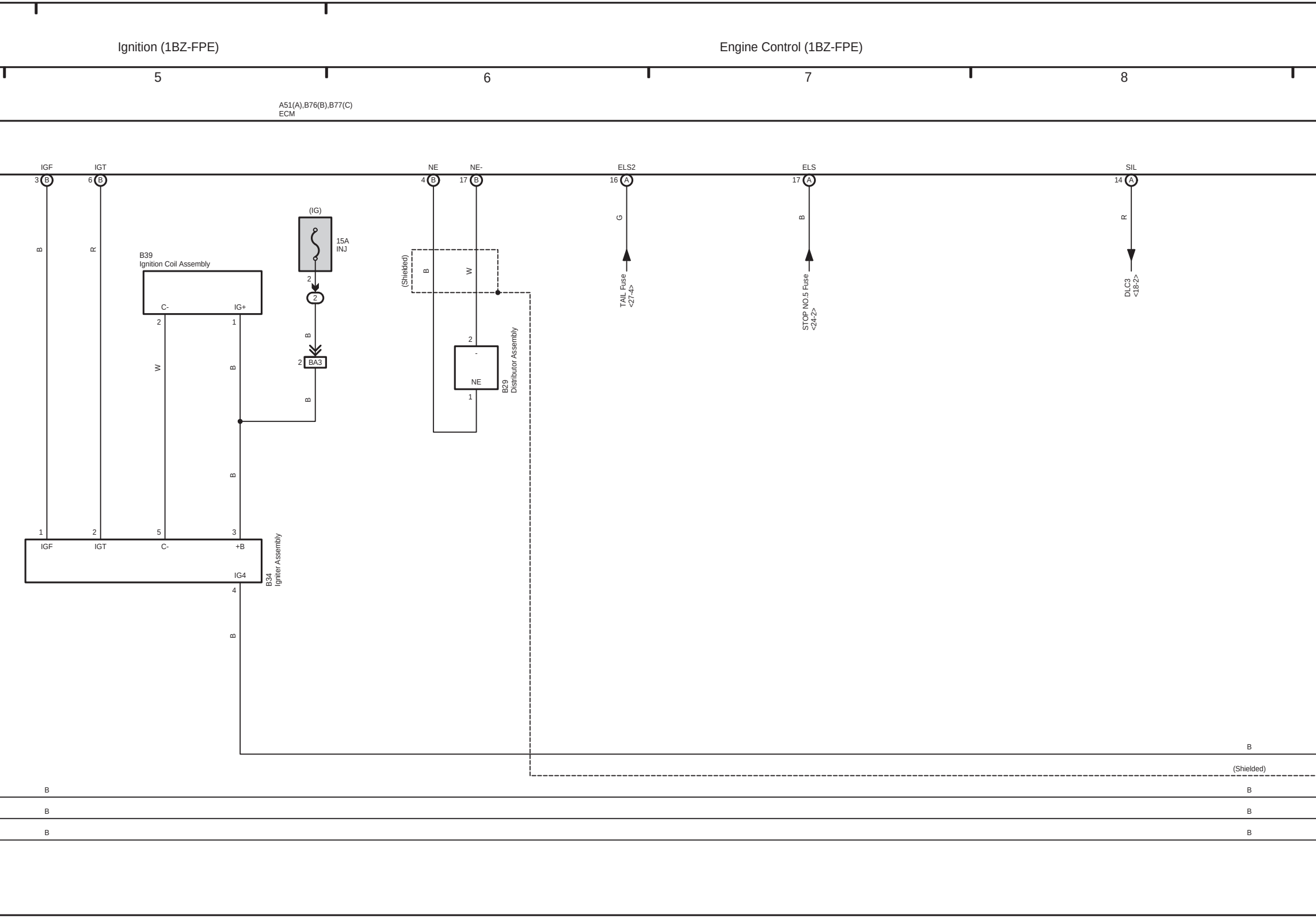
Ignition (1BZ-FPE)
Engine Control (1BZ-FPE)
5
6
7
8
A51(A),B76(B),B77(C)
ECM
IGF
IGT
NE
NE-
ELS2
ELS
SIL
3 B
6 B
4 B
17 B
16 A
17 A
14 A
B
R
G
B
R
(IG)
15A
INJ
2
2
B
2 BA3
B
B39
Ignition Coil Assembly
C-
IG+
2
1
W
B
B
(Shielded)
B
W
2
-
NE
1
B29
Distributor Assembly
TAIL Fuse
<27-4>
STOP NO.5 Fuse
<24-2>
DLC3
<18-2>
1
2
5
3
IGF
IGT
C-
+B
IG4
4
B34
Igniter Assembly
B
B
(Shielded)
B
B
B
B
B
B

# Engine Control (1BZ-FPE)

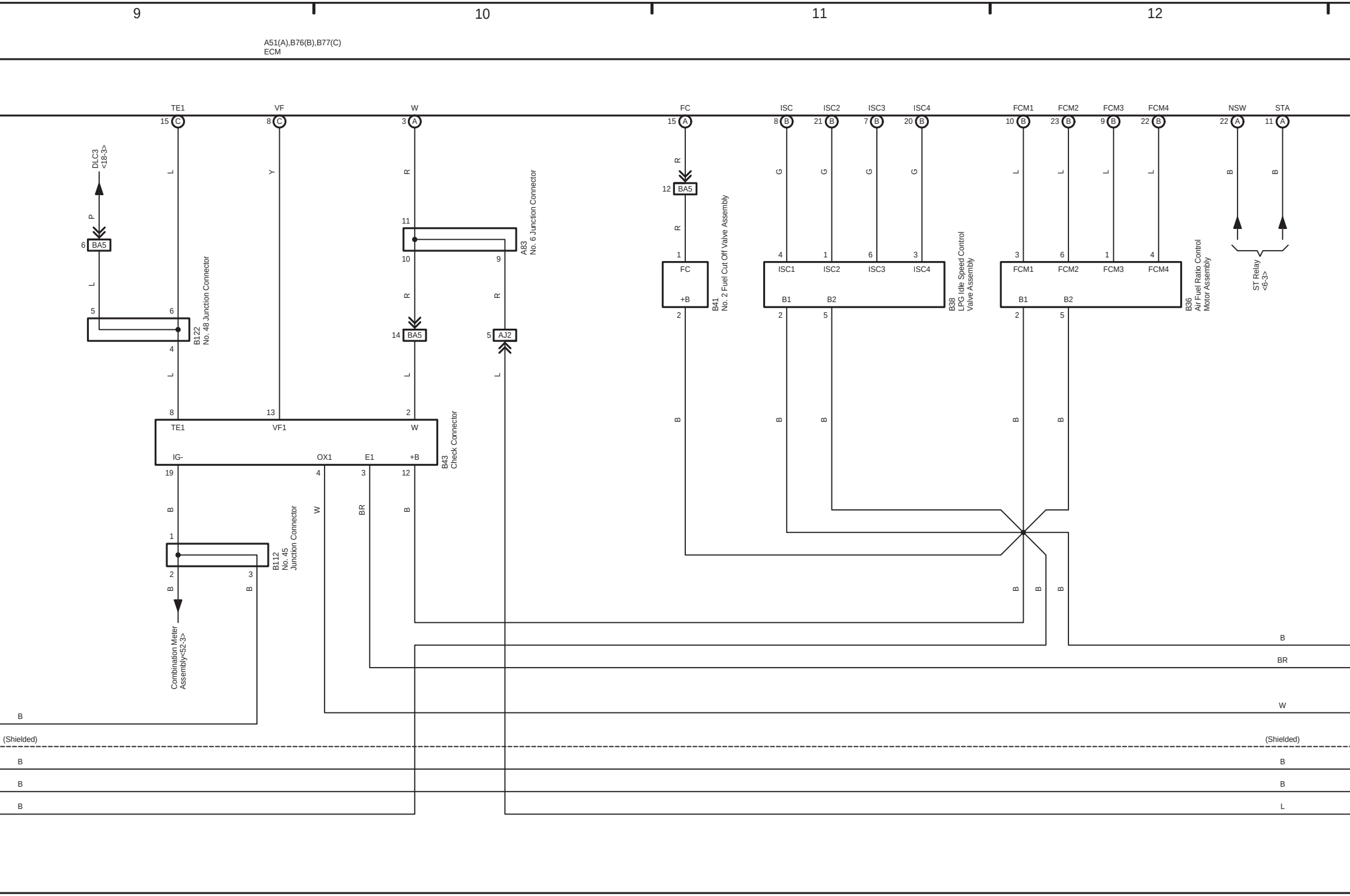
9
10
11
12
A51(A),B76(B),B77(C)
ECM
TE1
15 C
VF
8 C
W
3 A
FC
15 A
ISC
8 B
ISC2
21 B
ISC3
7 B
ISC4
20 B
FCM1
10 B
FCM2
23 B
FCM3
9 B
FCM4
22 B
NSW
22 A
STA
11 A
DLC3 <18-3>
P
6 BA5
L
5
6
B122 No. 48 Junction Connector
4
L
Y
R
11
10
9
A83 No. 6 Junction Connector
R
R
14 BA5
5 AJ2
L
L
8
13
2
TE1
VF1
W
IG-
OX1
E1
+B
19
4
3
12
B43 Check Connector
B
W
BR
B
1
2
3
B112 No. 45 Junction Connector
B
B
Combination Meter Assembly<52-3>
R
12 BA5
R
1
FC
+B
2
B41 No. 2 Fuel Cut Off Valve Assembly
B
G
G
G
G
4
1
6
3
ISC1
ISC2
ISC3
ISC4
B1
B2
2
5
B38 LPG Idle Speed Control Valve Assembly
B
B
L
L
L
L
3
6
1
4
FCM1
FCM2
FCM3
FCM4
B1
B2
2
5
B36 Air Fuel Ratio Control Motor Assembly
B
B
B
B
B
B
B
ST Relay <6-3>
B
BR
W
B
(Shielded)
(Shielded)
B
B
B
B
B
L

(Cont. next page)

## Engine Control (1BZ-FPE)

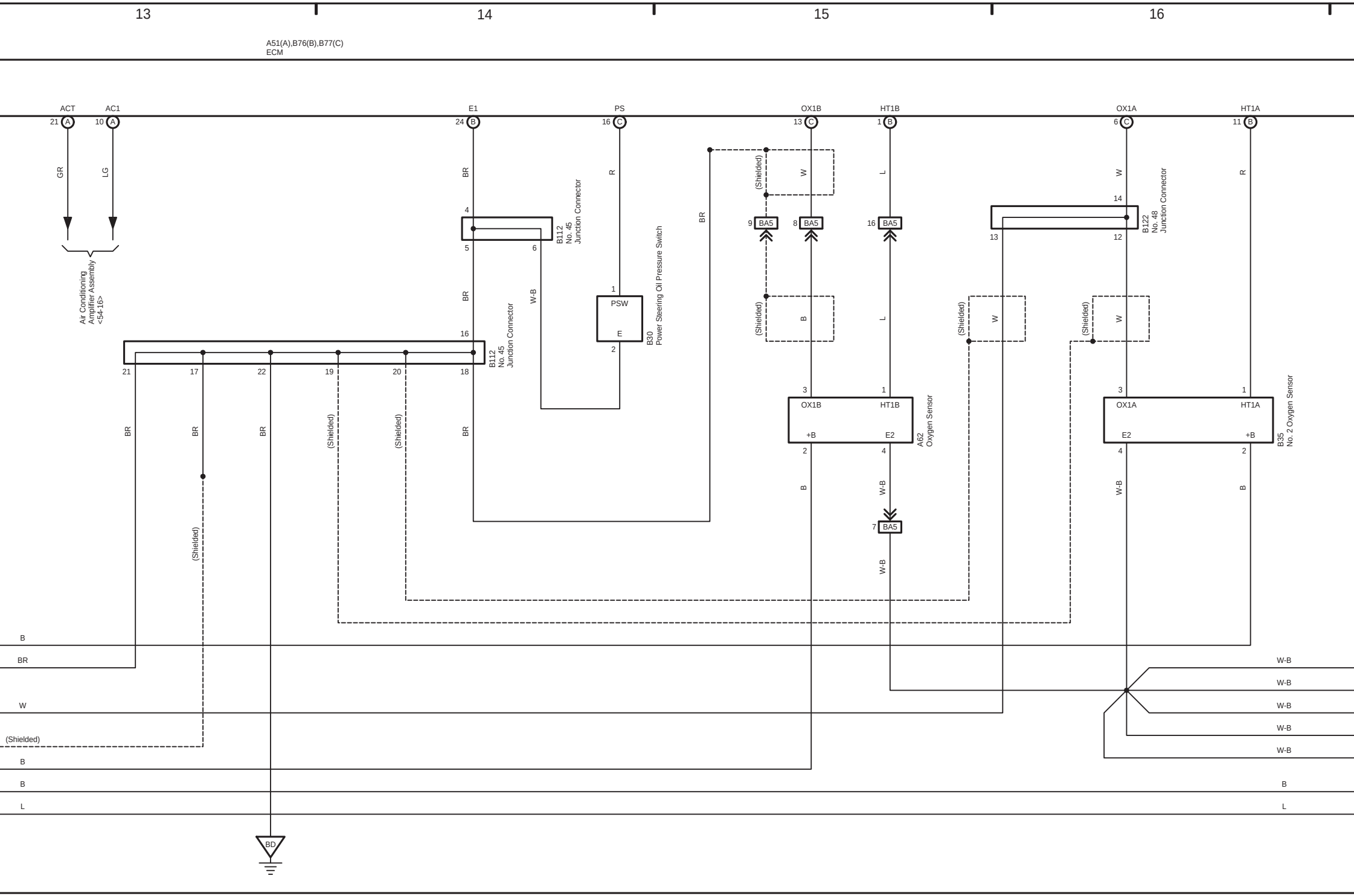
13
14
15
16
A51(A),B76(B),B77(C)
ECM
ACT
AC1
E1
PS
OX1B
HT1B
OX1A
HT1A
21 A
10 A
24 B
16 C
13 C
1 B
6 C
11 B
GR
LG
Air Conditioning Amplifier Assembly <54-16>
BR
R
W
L
R
4
5
6
B112 No. 45 Junction Connector
W-B
1
PSW
E
2
B30 Power Steering Oil Pressure Switch
16
21
17
22
19
20
18
B112 No. 45 Junction Connector
(Shielded)
9 BA5
8 BA5
16 BA5
14
13
12
B122 No. 48 Junction Connector
B
3
1
OX1B
HT1B
+B
E2
2
4
A62 Oxygen Sensor
OX1A
HT1A
E2
+B
B35 No. 2 Oxygen Sensor
7 BA5
W-B
B
BR
W
(Shielded)
B
B
L
W-B
W-B
W-B
W-B
W-B
B
L
BD

(Cont. next page)

## Engine Control (1BZ-FPE)

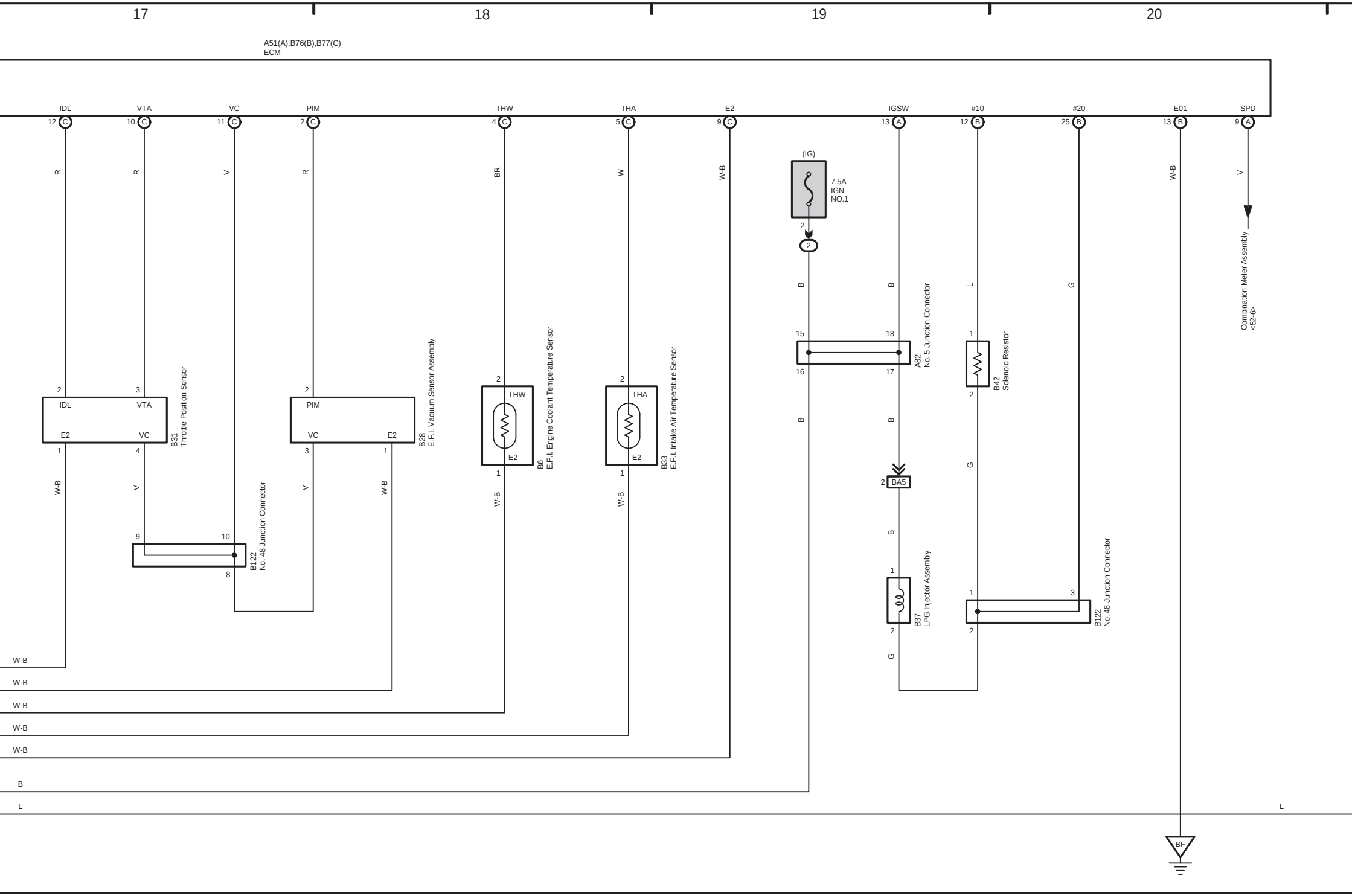
17
18
19
20
A51(A),B76(B),B77(C)
ECM
IDL 12 C
VTA 10 C
VC 11 C
PIM 2 C
THW 4 C
THA 5 C
E2 9 C
IGSW 13 A
#10 12 B
#20 25 B
E01 13 B
SPD 9 A
R
R
V
R
BR
W
W-B
(IG)
7.5A
IGN
NO.1
2
2
B
B
L
G
W-B
V
Combination Meter Assembly
<52-6>
15
18
16
17
A82
No. 5 Junction Connector
1
2
B42
Solenoid Resistor
IDL
VTA
E2
VC
B31
Throttle Position Sensor
PIM
VC
E2
B28
E.F.I. Vacuum Sensor Assembly
THW
E2
B6
E.F.I. Engine Coolant Temperature Sensor
THA
E2
B33
E.F.I. Intake Air Temperature Sensor
2
3
1
4
3
1
W-B
V
V
W-B
W-B
W-B
9
10
8
B122
No. 48 Junction Connector
2
BA5
B
1
2
B37
LPG Injector Assembly
G
G
1
3
2
B122
No. 48 Junction Connector
W-B
W-B
W-B
W-B
W-B
B
L
L
BF

## Engine Control (1BZ-FPE)

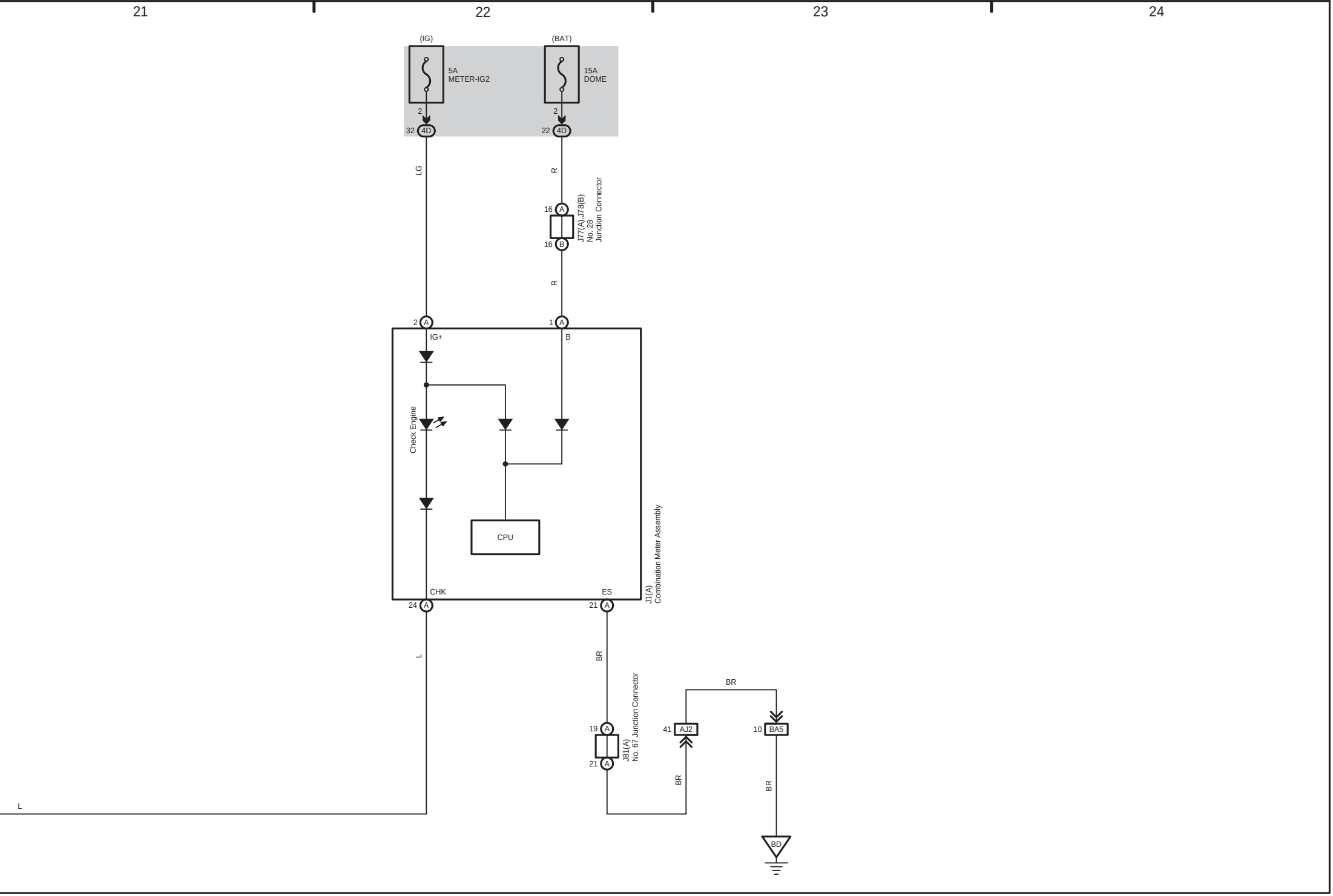
21
22
23
24
(IG)
5A
METER-IG2
(BAT)
15A
DOME
2
32
4D
2
22
4D
LG
R
16
A
J77(A),J78(B)
No. 28
Junction Connector
16
B
R
2
A
1
A
IG+
B
Check Engine
CPU
CHK
ES
24
A
21
A
J1(A)
Combination Meter Assembly
L
BR
19
A
J81(A)
No. 67 Junction Connector
21
A
BR
41
AJ2
10
BA5
BR
BR
BD
L