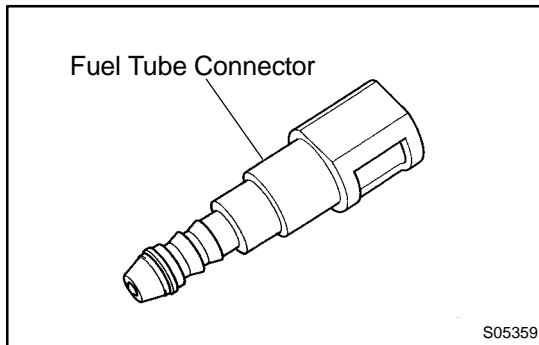


INSPECTION

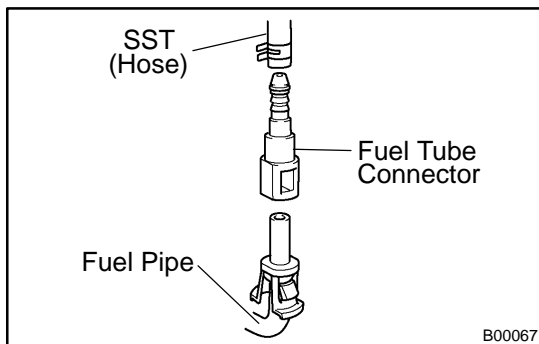
1. INSPECT INJECTOR INSPECTION

CAUTION:

Keep injector clear of sparks during the test.



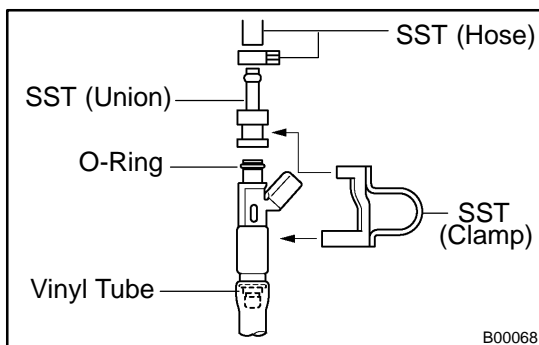
- (a) Purchase the new fuel tube and take out the fuel tube connector from its pipe.
Part No. 23901-22010



- (b) Connect SST (hose) and fuel tube connector to the fuel pipe.
SST 09268-41047

CAUTION:

Perform connecting operations of the fuel tube connector (quick type) after observing the precautions.

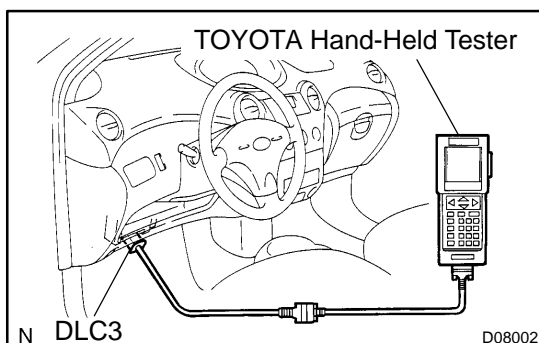


- (c) Install the grommet and O-ring to the injector.
(d) Connect SST (union and hose) to the injector, and hold the injector to prevent gasoline from splashing out.
SST 09268-41047

- (e) Put the injector into a graduated cylinder.

HINT:

Install a suitable vinyl tube onto the injector to prevent gasoline from splashing out.



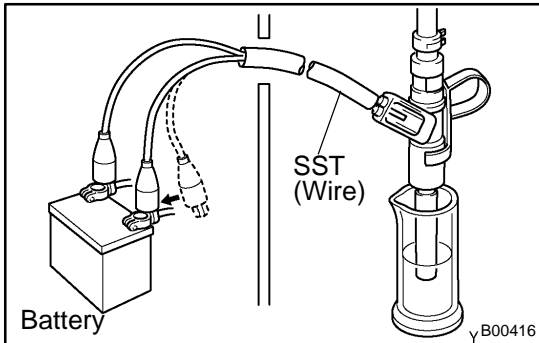
- (f) Connect the TOYOTA hand-held tester to the DLC3.
(g) Turn the ignition switch ON and TOYOTA hand-held tester main switch ON.

NOTICE:

Do not start the engine.

- (h) Select the active test mode on the TOYOTA hand-held tester.
(i) Please refer to the TOYOTA hand-held tester operator's manual for further details.

- (j) If you have no TOYOTA hand-held tester, connect the positive (+) and negative (-) leads from the battery to the fuel pump connector.
(See page [SF-18](#))



- (k) Connect SST (wire) to the injector and battery for 15 seconds, and measure the injection volume with a graduated cylinder. Test each injector 2 or 3 times.

SST 09842-30080

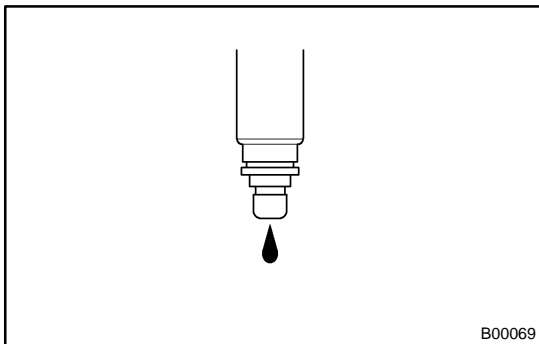
Volume:

47 - 58 cm³ (2.7 - 3.3 cu in.) per 15 sec.

Difference between each injector:

10 cm³ (0.6 cu in.) or less

If the injection volume is not as specified, replace the injector.



2. INSPECT LEAKAGE

- (a) In the condition above, disconnect the test probes of SST (wire) from the battery and check the fuel leakage from the injector.

SST 09842-30080

Fuel drop:

1 drop or less per 12 minutes

- (b) Turn the ignition switch to LOCK.
(c) Disconnect the negative (-) terminal cable from the battery.
(d) Remove the SST and fuel tube connector.
SST 09268-41047

CAUTION:

- **Perform disconnecting operations of the fuel tube connector (quick type) after observing the precautions.**
 - **As there is retained pressure in the fuel pipe line, prevent it from splashing inside the engine compartment.**
- (e) Disconnect the TOYOTA hand-held tester from the DLC3.